



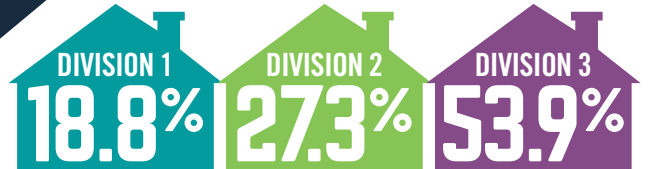
2023-2026 HPS STRATEGIC PLAN A QUICK LOOK AT THE COMMUNITY SURVEY RESULTS

2840
RESPONSES

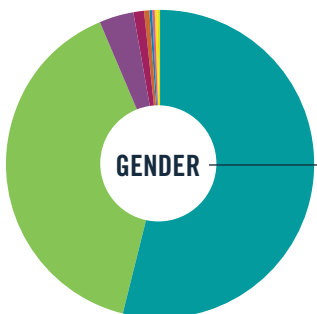


AVAILABLE IN 7 LANGUAGES:
ENGLISH, ARABIC, SIMPLIFIED
CHINESE, FRENCH, SOMALI,
SPANISH & URDU

WHERE DO SURVEY PARTICIPANTS LIVE?

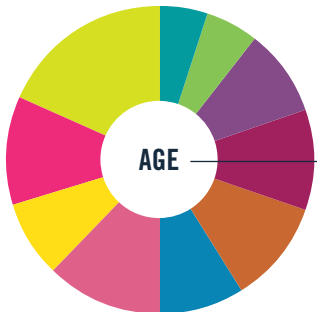


DEMOGRAPHICS



- FEMALE 1402
- MALE 1031
- DNWD* 98
- NON-BINARY 27
- TRANSGENDER 14
- AGENDER / GENDERQUEER 10
- GENDER-FLUID 7
- GENDER NON-CONFORMING 6
- TWO-SPIRIT 4

*DID NOT WANT TO DISCLOSE



- 24 AND UNDER 133
- 25-29 143
- 30-34 236
- 35-39 279
- 40-44 277
- 45-49 229
- 50-54 318
- 55-59 212
- 60-64 290
- 65 OR OLDER 474



DO THE HPS COMMUNICATION STRATEGIES MEET YOUR NEEDS
TO BETTER INFORM THE COMMUNITY OF PUBLIC SAFETY ISSUES
AND CRIME PREVENTION PROGRAMS?



62%
YES



18%
NO



16%
DON'T KNOW



WHAT DO YOU THINK ABOUT THE LEVEL OF CRIME IN
YOUR NEIGHBOURHOOD IN THE PAST 3 YEARS?

53%

▲ INCREASED

3%

▼ DECREASED

29%

▬ SAME

14%

? NOT SURE

TOP FIVE PRIORITIES FOR POLICING IN YOUR COMMUNITY

- 1** PROPERTY CRIME
- 2** VIOLENT CRIME
- 3** GUNS & GANGS
- 4** TRAFFIC SAFETY/ ENFORCEMENT
- 5** DOMESTIC VIOLENCE

HOW OFTEN DO YOU SEE POLICE PATROLS EVERY DAY?



6%
VERY
FREQUENTLY



26%
OFTEN



54%
RARELY



14%
NEVER



32.2%

ARE AWARE OF THE
ONLINE REPORTING
SYSTEM



48.5%

AGREE THEY RECEIVE
GOOD VALUE FOR THEIR
TAX DOLLAR FOR
POLICING SERVICES



TOP THREE TRAFFIC SAFETY CONCERNS

- 1** AGGRESSIVE DRIVING
- 2** SPEEDING
- 3** DISTRACTED DRIVING



HPS WORKS
COLLABORATIVELY
WITH THE
COMMUNITY

43%
YES

29% DISAGREE / 28% UNSURE



HPS IS MAKING AN
EFFORT TO ENGAGE
WITH THE COMMUNITY
IN A POSITIVE WAY

47%
YES

25% DISAGREE / 27% UNSURE



ARE YOU SATISFIED
WITH HPS RESPONSE
TO THE COVID-19
PANDEMIC?

75%
YES



DO YOU HAVE
CONFIDENCE IN
HPS TO KEEP
HAMILTON SAFE

70%
YES