



5 Year Trends

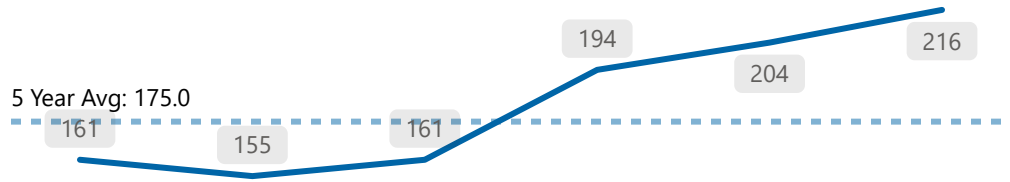
The following figures refer to data from 2019 - 2024. The total values refer to the total for 2024. The 5 Year average is calculated based on data from 2019 - 2023 (not including 2024).

Violent Crime



Total
216

*Ward 10

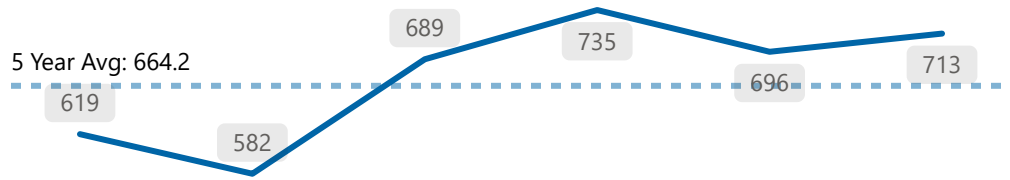


Property Crime



Total
713

*Ward 10




Shootings



Total
1

*Ward 10



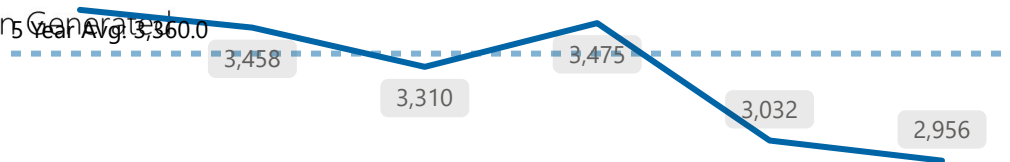
Calls for Service



Total
2,956

*Ward 10

*Citizen Generated

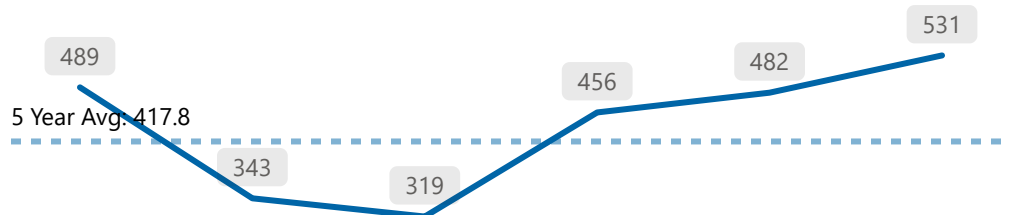


Collisions



Total
531

*Ward 10

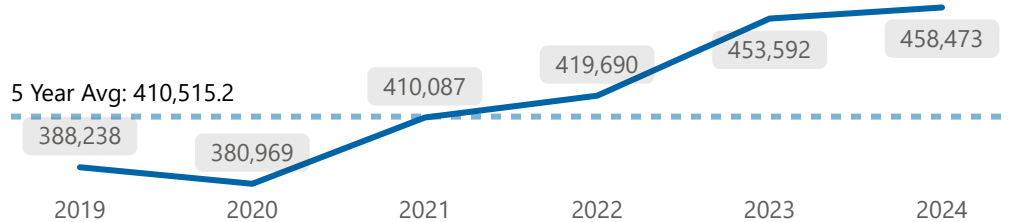


911 Calls



Total
458,473

*Service-Wide





The following figures refer to Ward 10, June 2025 data. Totals for This Year refer to 2025 YTD.



Crime Indicators

Total This Year **223**
Total This Month **45**

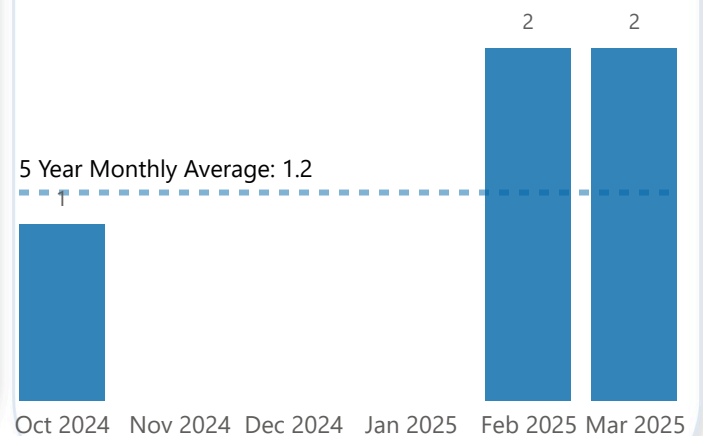
Crime Indicator	Total This Year	Total This Month
Assault	70	18
Auto Theft	62	11
Theft From Auto	39	7
Break and Enter	32	6
Robbery	5	1
Sexual Violation	10	1
Theft Over	5	1



Shootings

Total This Year **4**
Total This Month **2**

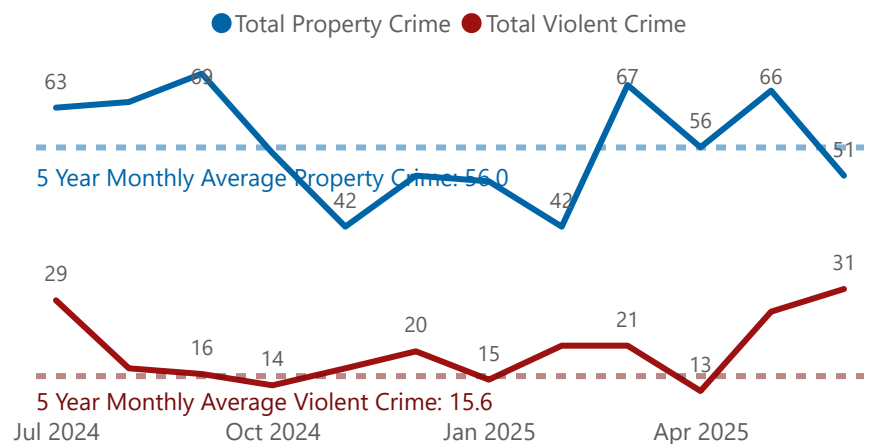
12 Month Shooting Trend



Violent Crime & Property Crime

Total Property Crime This Year **332**
Total Property Crime This Month **51**
Total Violent Crime This Year **128**
Total Violent Crime This Month **31**

12 Month Crime Trend





The following figures refer to Ward 10, June 2025 data.



Calls for Service

*Citizen Generated

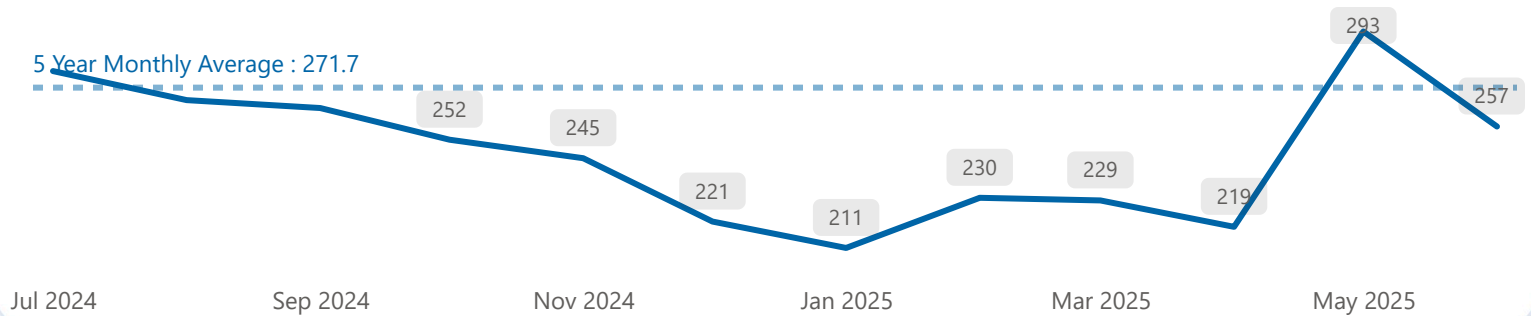
Total This Year **1,439**

Total This Month **257**

Top 3 Monthly Event Types

Domestic	28
Suspicious Activity	23
Custody Dispute, Family Trou...	19

12 Month CFS Trend



Collisions

Total This Year **261**

Total This Month **36**

Monthly Collision Types

Non-Injury	33
Injury	3

12 Month Collisions Trend

