5 Year Trends

The following figures refer to data from 2019 - 2024. The total values refer to the total for 2024. The 5 Year average is calculated based on data from 2019 - 2023 (not including 2024).

Violent Crime

Total

217

*Ward 10

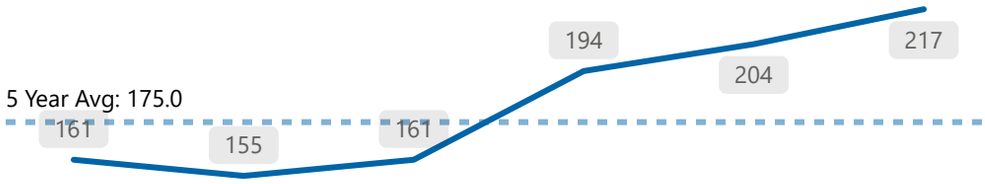

Property Crime

Total

713

*Ward 10

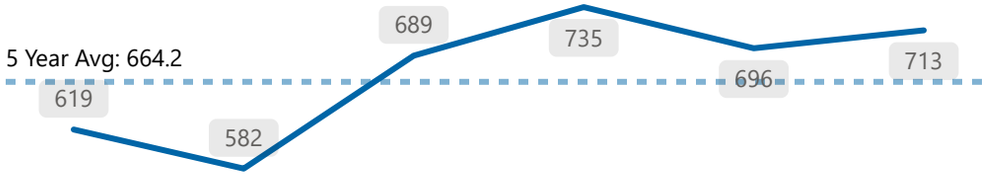

Shootings

Total

1

*Ward 10

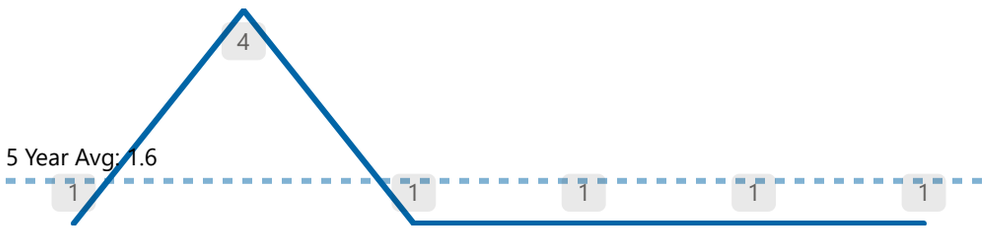

Calls for Service

Total

2,956

*Ward 10

*Citizen Generated

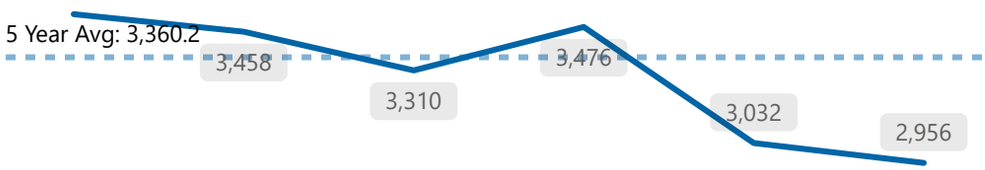

Collisions

Total

532

*Ward 10

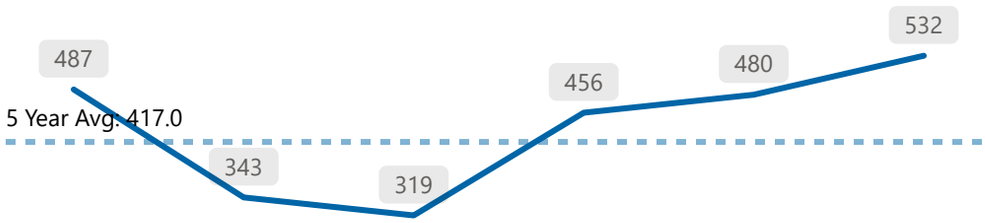

Emerg/Non-Emerg Calls

Total

458,473

*Service-Wide

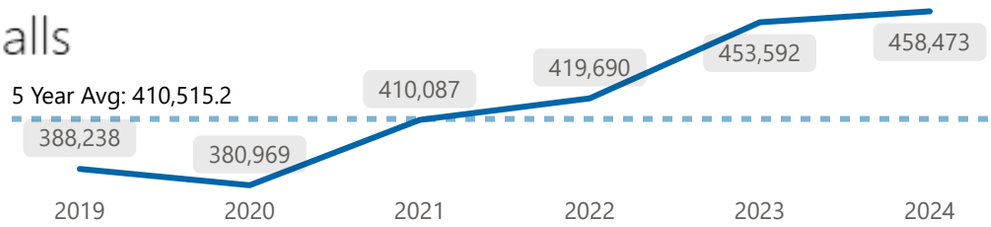

Above 5 Year Average
Below 5 Year Average
Equivalent with 5 Year Average

Monthly Crime Trends

Ward 10 - November 2025

The following figures refer to Ward 10, November 2025 data. Totals for This Year refer to 2025 YTD.

Crime Indicators

Total This Year	423
Total This Month	30

Crime Indicator	Total This Year	Total This Month
Assault	131	14
Auto Theft	109	6
Theft From Auto	80	5
Robbery	12	2
Break and Enter	51	1
Sexual Violation	24	1
Theft Over	16	1

Shootings

Total This Year	4
Total This Month	

12 Month Shooting Trend

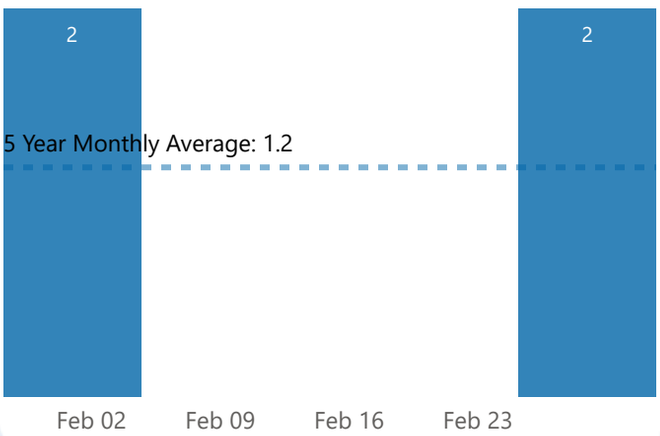

Violent Crime & Property Crime

Total Property Crime This Year	635
Total Property Crime This Month	43
Total Violent Crime This Year	258
Total Violent Crime This Month	24

12 Month Crime Trend

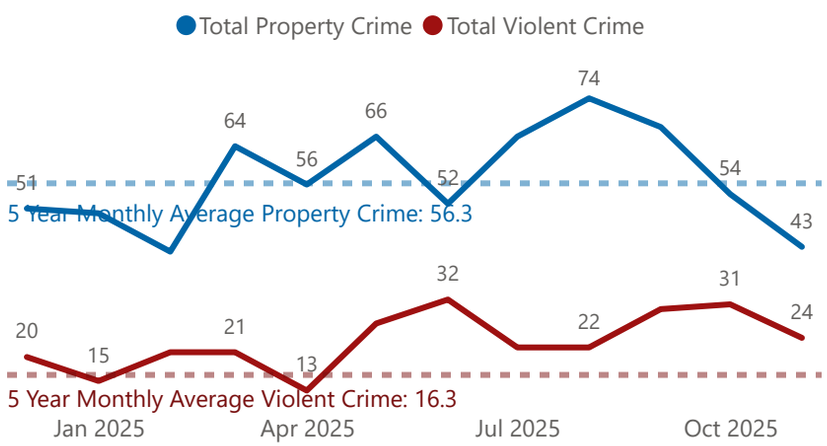

Above 5 Year Average
Below 5 Year Average
Equivalent with 5 Year Average

Monthly Traffic & Call Trends

Ward 10 - November 2025

The following figures refer to Ward 10, November 2025 data.

Calls for Service

*Citizen Generated

Total This Year	2,817
Total This Month	237

Top 3 Monthly Event Types



12 Month CFS Trend

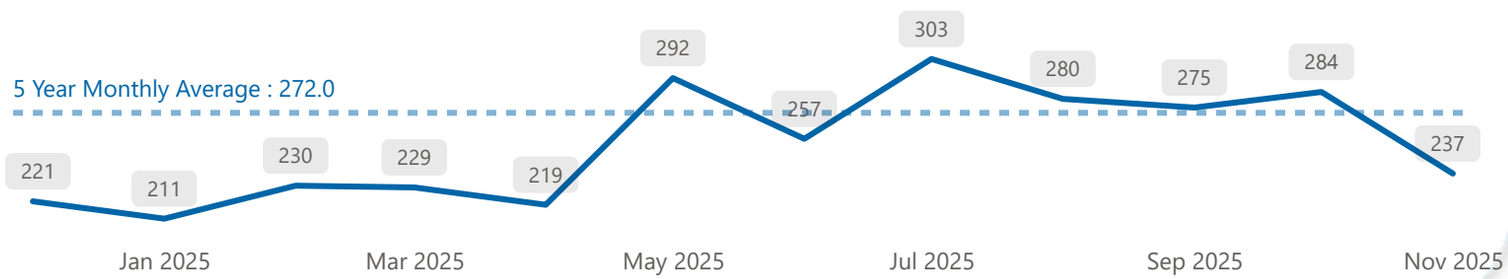

Collisions

Total This Year	478
Total This Month	38

Monthly Collision Types

12 Month Collisions Trend

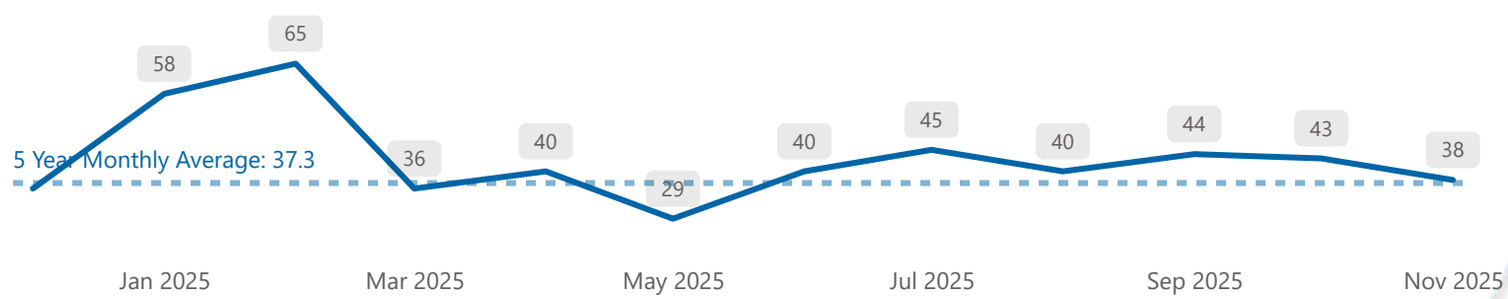

Above 5 Year Average
Below 5 Year Average
Equivalent with 5 Year Average