



5 Year Trends

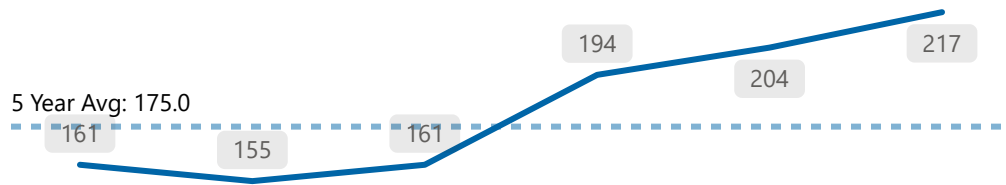
The following figures refer to data from 2019 - 2024. The total values refer to the total for 2024. The 5 Year average is calculated based on data from 2019 - 2023 (not including 2024).

Violent Crime



Total
217

*Ward 10

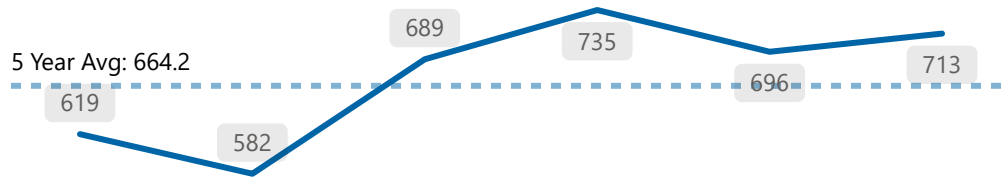


Property Crime



Total
713

*Ward 10




Shootings



Total
1

*Ward 10



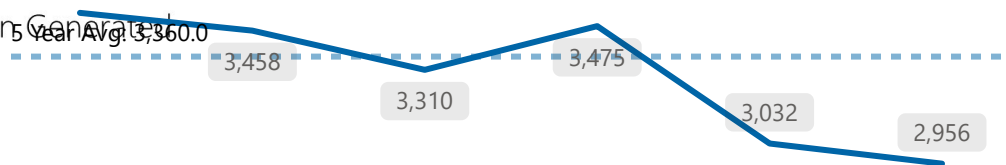
Calls for Service



Total
2,956

*Ward 10

*Citizen General

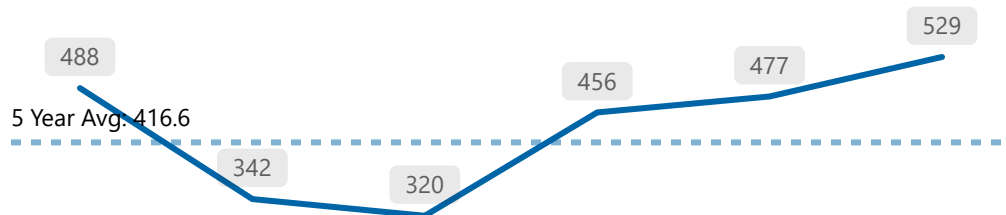


Collisions



Total
529

*Ward 10

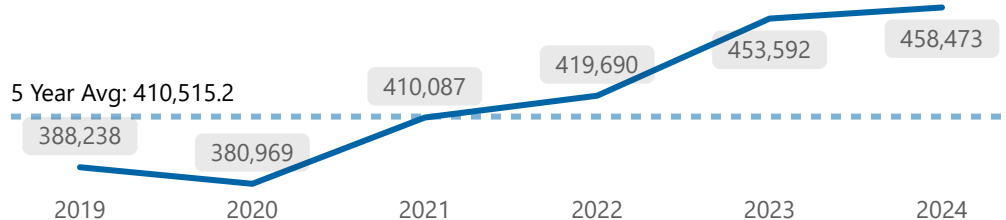


911 Calls



Total
458,473

*Service-Wide





Monthly Crime Trends

Ward 10 - September 2025

The following figures refer to Ward 10, September 2025 data. Totals for This Year refer to 2025 YTD.

Crime Indicators

Total This Year **361**
Total This Month **41**

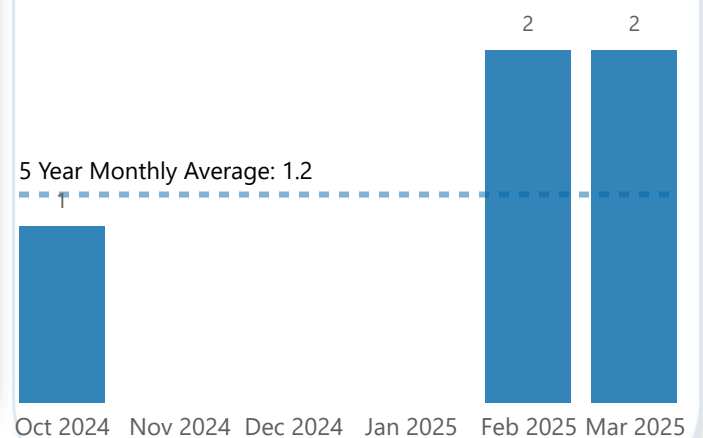
Crime Indicator	Total This Year	Total This Month
Assault	103	11
Auto Theft	97	8
Theft From Auto	70	8
Break and Enter	50	6
Sexual Violation	18	4
Theft Over	13	3
Robbery	10	1



Shootings

Total This Year **4**
Total This Month **2**

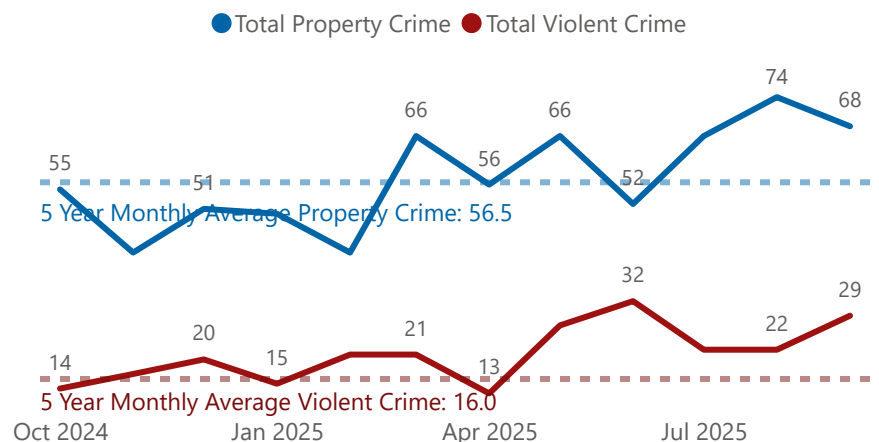
12 Month Shooting Trend



Violent Crime & Property Crime

Total Property Crime This Year **540**
Total Property Crime This Month **68**
Total Violent Crime This Year **202**
Total Violent Crime This Month **29**

12 Month Crime Trend





The following figures refer to Ward 10, September 2025 data.




Calls for Service

*Citizen Generated

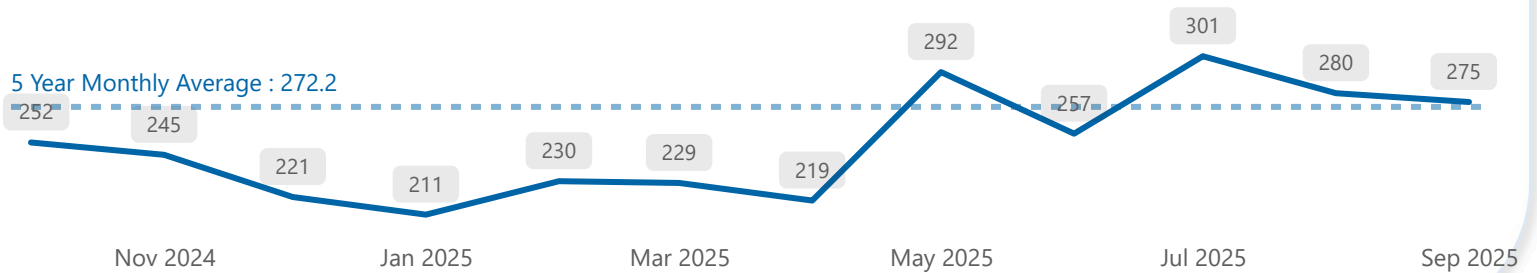
Total This Year **2,294**

Total This Month **▲ 275**

Top 3 Monthly Event Types



12 Month CFS Trend



Collisions

Total This Year **394**

Total This Month **▲ 43**

Monthly Collision Types



12 Month Collisions Trend

