5 Year Trends

The following figures refer to data from 2019 - 2024. The total values refer to the total for 2024. The 5 Year average is calculated based on data from 2019 - 2023 (not including 2024).

Violent Crime

Total

172

*Ward 13

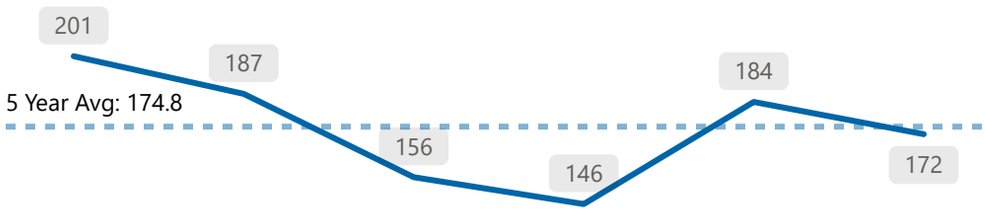

Property Crime

Total

683

*Ward 13

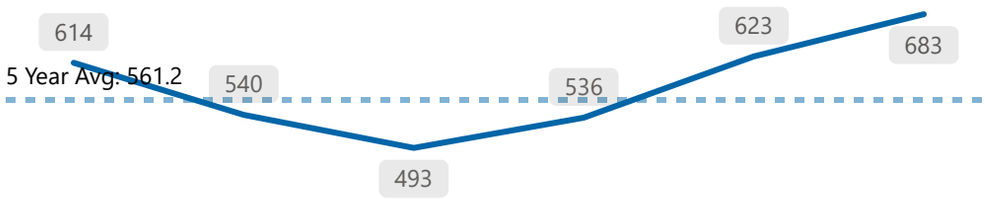

Shootings

Total

3

*Ward 13

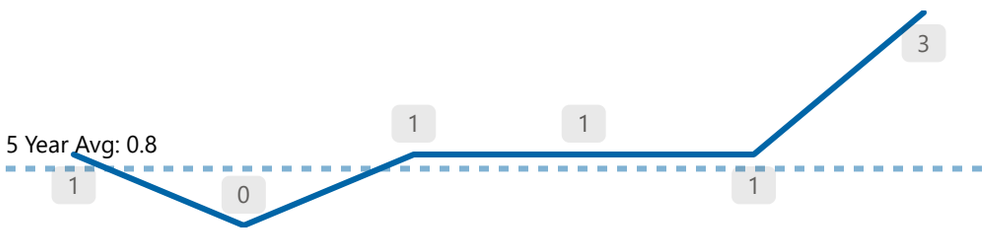

Calls for Service

Total

3,038

*Ward 13

*Citizen Generated

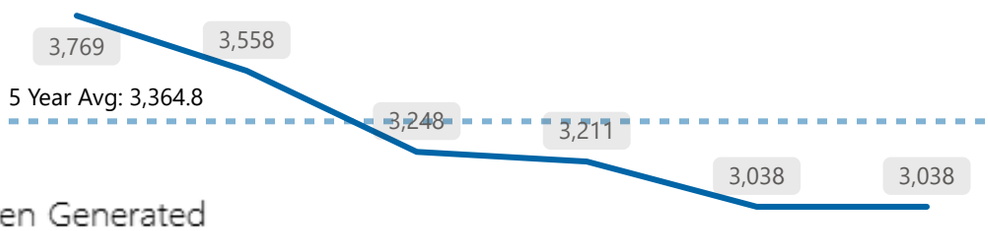

Collisions

Total

387

*Ward 13

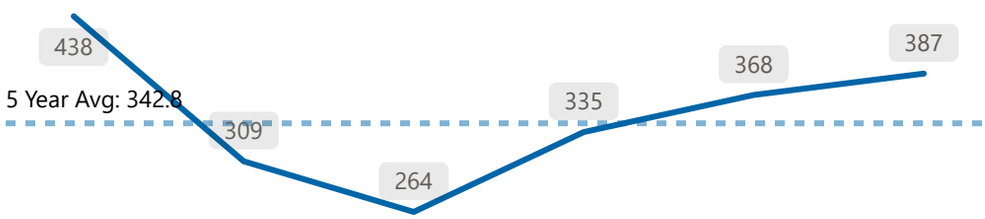

Emerg/Non-Emerg Calls

Total

458,473

*Service-Wide

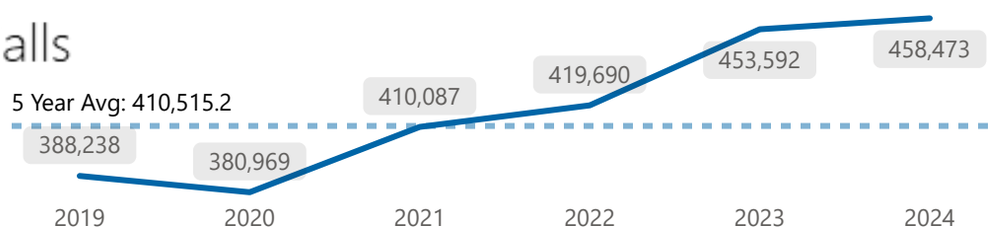

Above 5 Year Average
Below 5 Year Average
Equivalent with 5 Year Average

Monthly Crime Trends

Ward 13 - November 2025

The following figures refer to Ward 13, November 2025 data. Totals for This Year refer to 2025 YTD.

Crime Indicators

Total This Year	257
Total This Month	28

Crime Indicator	Total This Year	Total This Month
Break and Enter	59	7
Theft From Auto	47	6
Assault	78	5
Auto Theft	39	5
Sexual Violation	21	2
Theft Over	9	2
Robbery	4	1

Shootings

Total This Year	2
Total This Month	

12 Month Shooting Trend

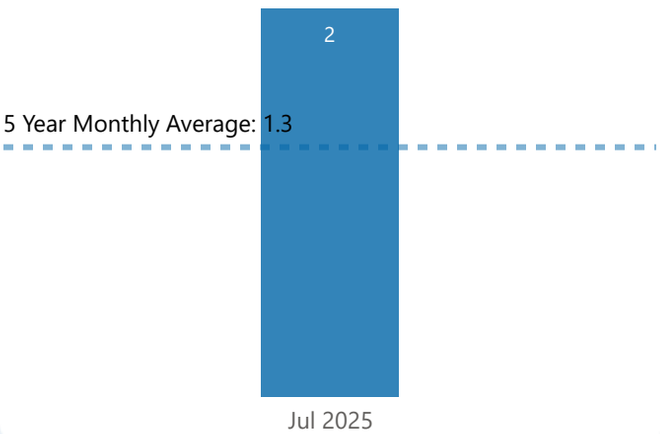

Violent Crime & Property Crime

Total Property Crime This Year	488
Total Property Crime This Month	37
Total Violent Crime This Year	142
Total Violent Crime This Month	9

12 Month Crime Trend

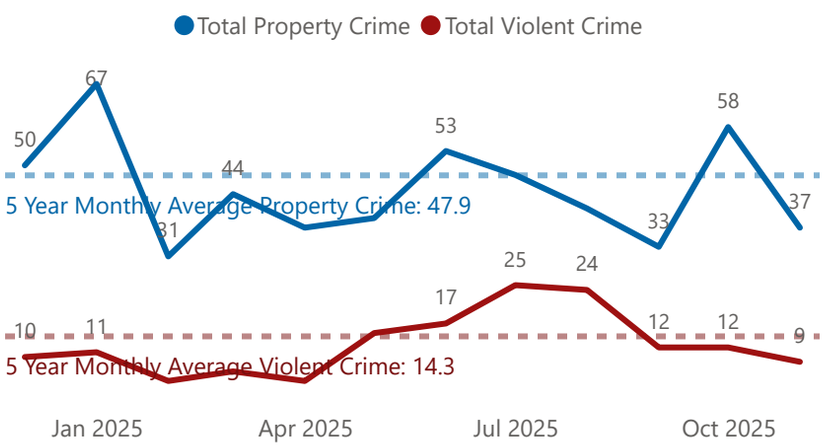

Above 5 Year Average
Below 5 Year Average
Equivalent with 5 Year Average

Monthly Traffic & Call Trends

Ward 13 - November 2025

The following figures refer to Ward 13, November 2025 data.

Calls for Service

*Citizen Generated

Total This Year	2,573
Total This Month	234

Top 3 Monthly Event Types

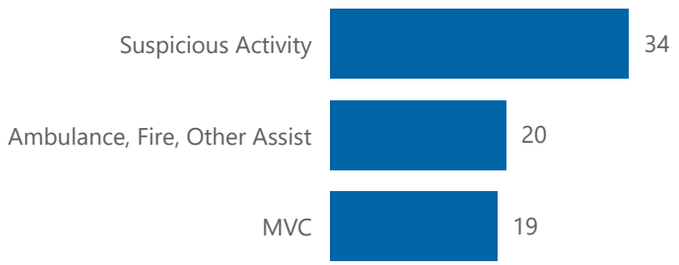

12 Month CFS Trend

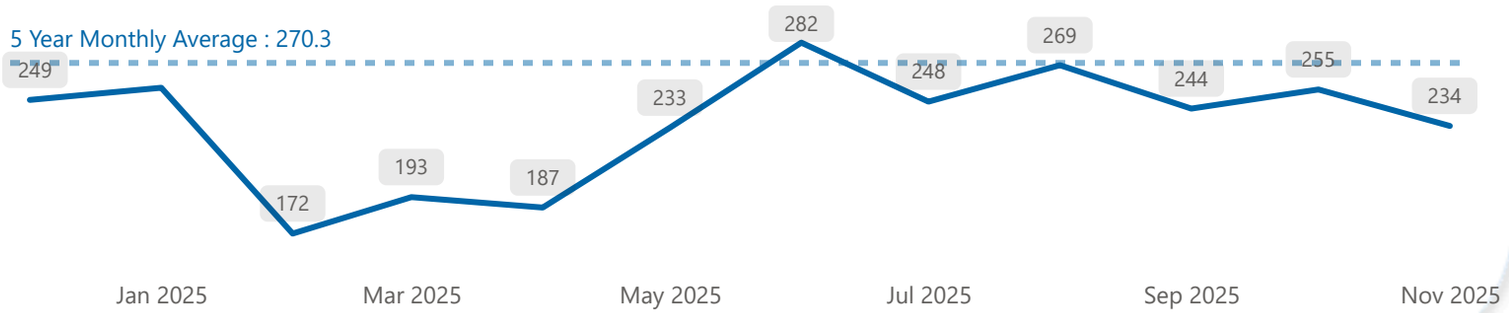

Collisions

Total This Year	364
Total This Month	23

Monthly Collision Types

12 Month Collisions Trend

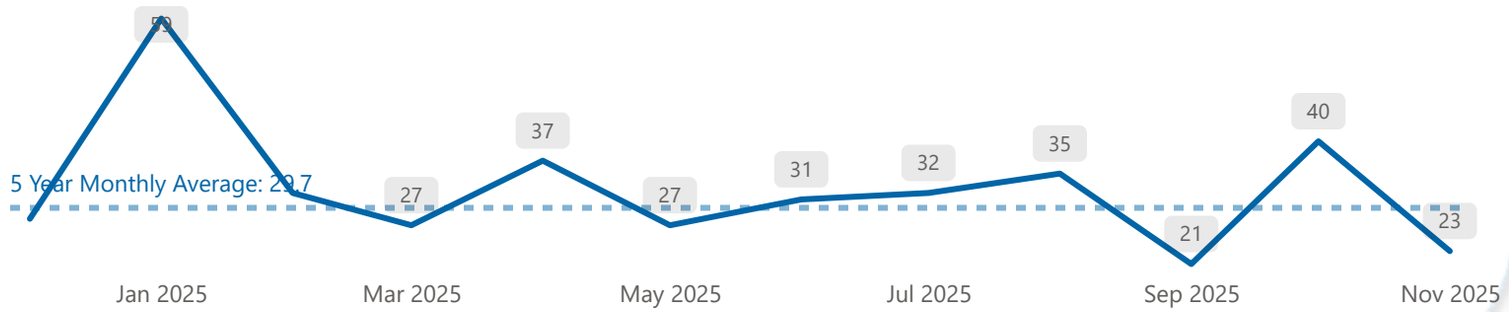

Above 5 Year Average
Below 5 Year Average
Equivalent with 5 Year Average