



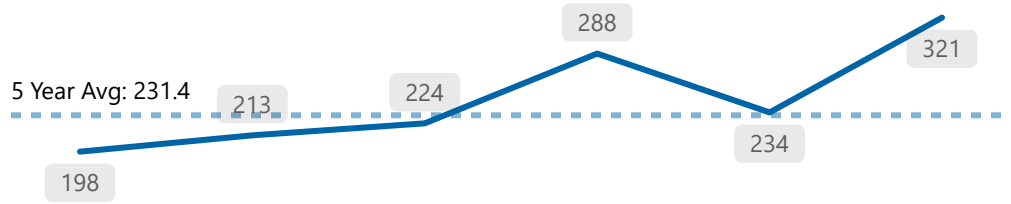
# 5 Year Trends

The following figures refer to data from 2020 - 2025. The total values refer to the total for 2025. The 5 Year average is calculated based on data from 2020 - 2024 (not including 2025).

## Violent Crime



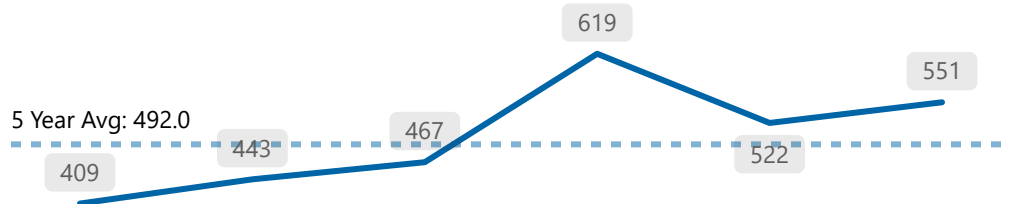
Total **321**  
\*Ward 14



## Property Crime



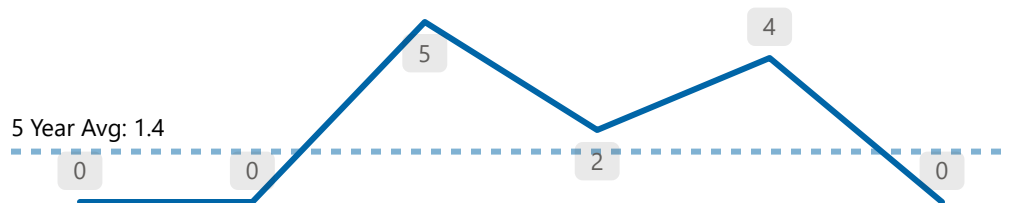
Total **551**  
\*Ward 14



## Shootings



Total **0**  
\*Ward 14

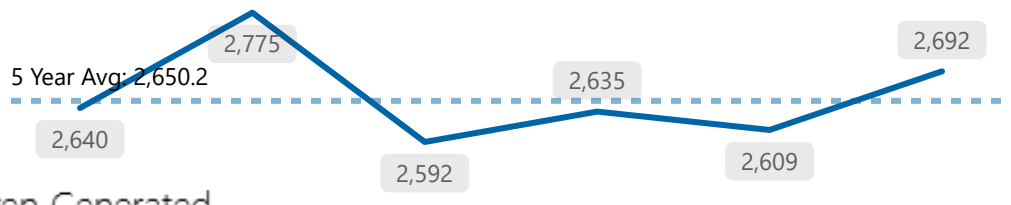


## Calls for Service



Total **2,692**  
\*Ward 14

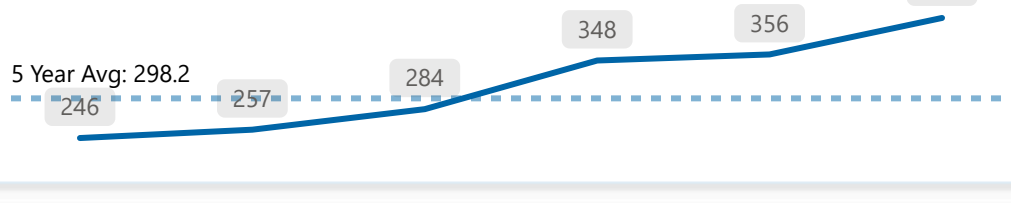
\*Citizen Generated



## Collisions



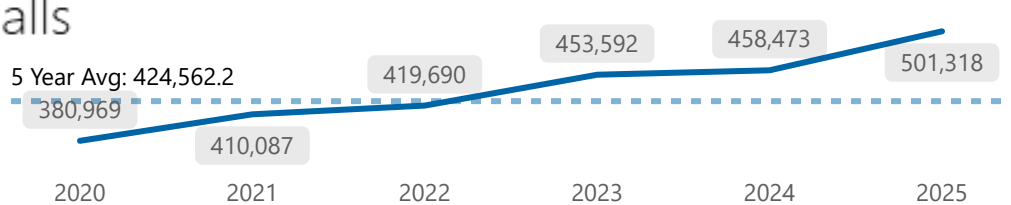
Total **404**  
\*Ward 14



## Emerg/Non-Emerg Calls



Total **501,318**  
\*Service-Wide



Above 5 Year Average  
 Below 5 Year Average  
 Equivalent with 5 Year Average



The following figures refer to Ward 14, April 2026 data. Totals for This Year refer to 2026 YTD.



### Crime Indicators

Total This Year **133**  
 Total This Month **44**

Crime Indicator	Total This Year	Total This Month
Assault	50	16
Theft From Auto	23	9
Robbery	10	8
Sexual Violation	13	5
Auto Theft	27	4
Break and Enter	9	2
Theft Over	1	



### Shootings

Total This Year  
 Total This Month

#### 12 Month Shooting Trend

5 Year Monthly Average: 1.2

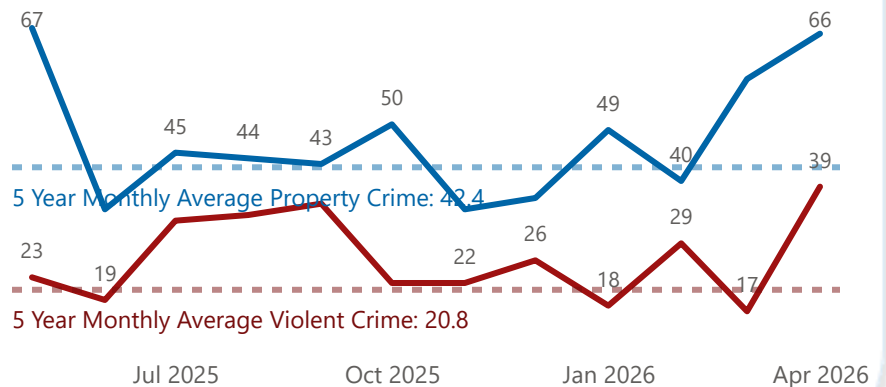


### Violent Crime & Property Crime

#### 12 Month Crime Trend

● Total Property Crime ● Total Violent Crime

Total Property Crime This Year	<b>213</b>
Total Property Crime This Month	<b>66</b>
Total Violent Crime This Year	<b>103</b>
Total Violent Crime This Month	<b>39</b>



Above 5 Year Average  
 Below 5 Year Average  
 Equivalent with 5 Year Average




The following figures refer to Ward 14, April 2026 data.

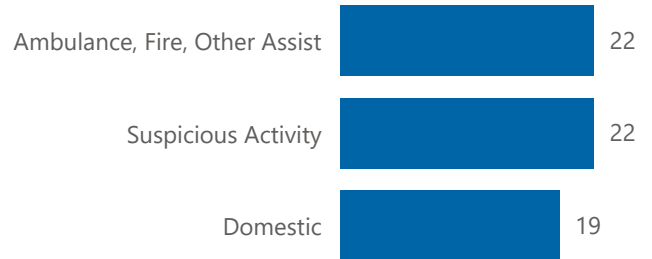


### Calls for Service

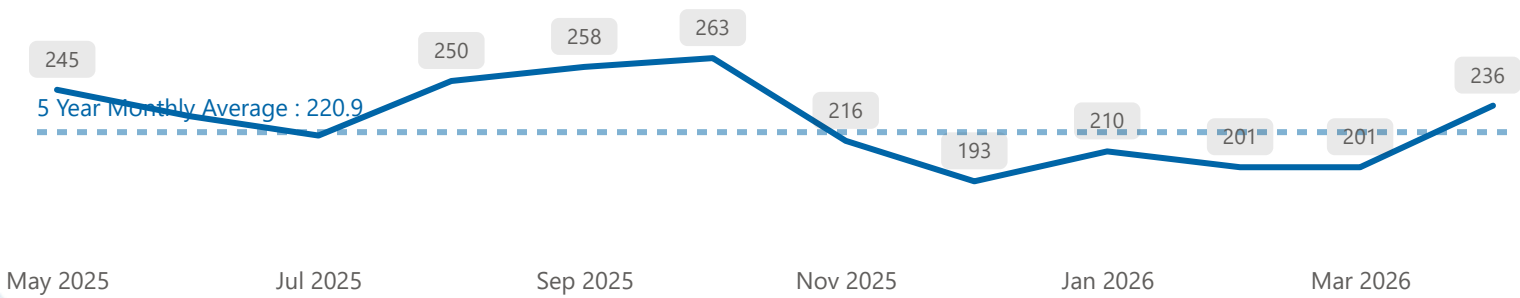
\*Citizen Generated

Total This Year **848**  
 Total This Month  **236**


### Top 3 Monthly Event Types



### 12 Month CFS Trend



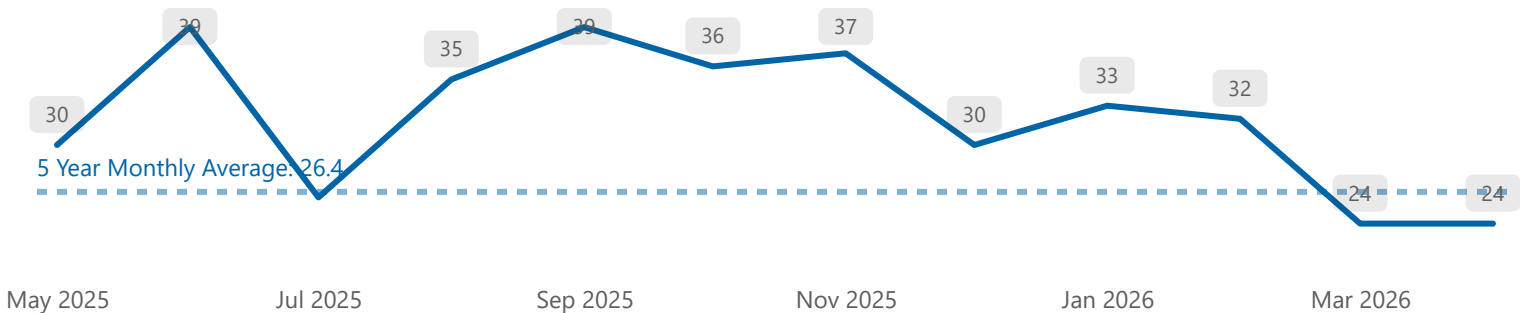
### Collisions




Total This Year **113**  
 Total This Month  **24**

### Monthly Collision Types



### 12 Month Collisions Trend



 Above 5 Year Average  
 Below 5 Year Average  
 Equivalent with 5 Year Average