



5 Year Trends

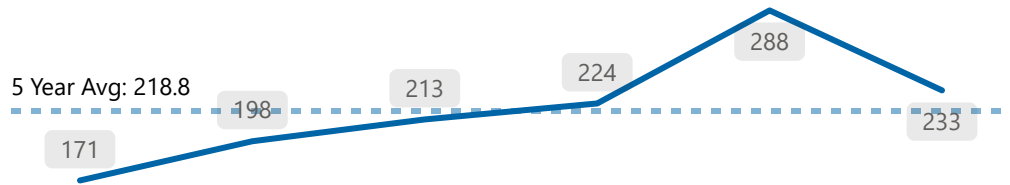
The following figures refer to data from 2019 - 2024. The total values refer to the total for 2024. The 5 Year average is calculated based on data from 2019 - 2023 (not including 2024).

Violent Crime



Total
233

*Ward 14

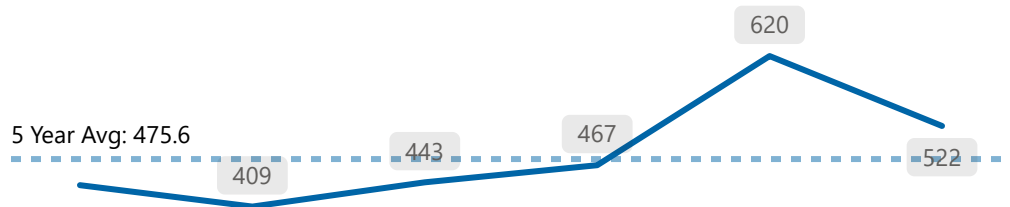


Property Crime



Total
522

*Ward 14

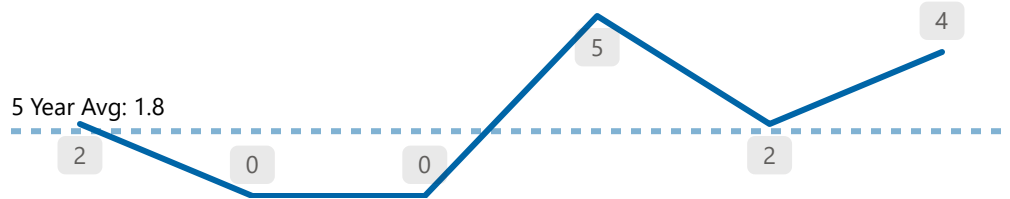


Shootings



Total
4

*Ward 14




Calls for Service

*Citizen Generated



Total
2,609

*Ward 14

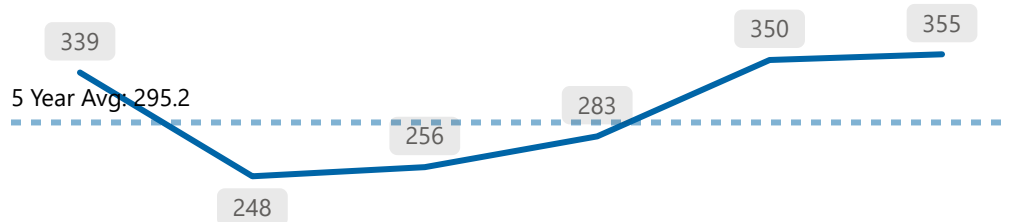


Collisions



Total
355

*Ward 14

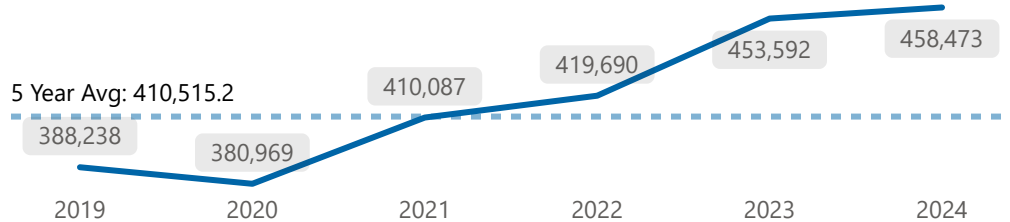


911 Calls



Total
458,473

*Service-Wide





Monthly Crime Trends

Ward 14 - April 2025

The following figures refer to Ward 14, April 2025 data. Totals for This Year refer to 2025 YTD.

Crime Indicators

Total This Year **116**
Total This Month **35**

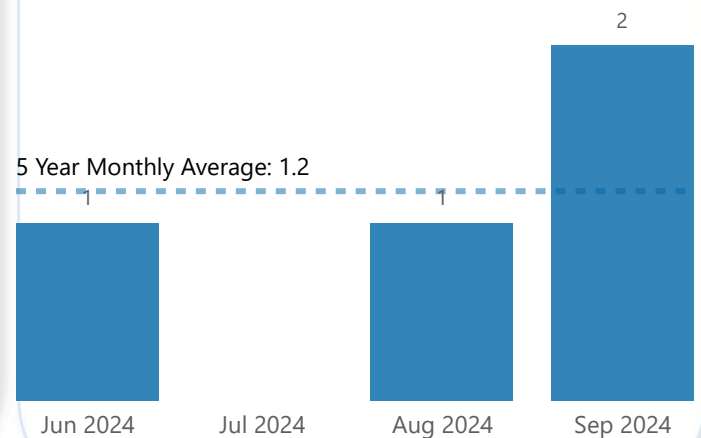
Crime Indicator	Total This Year	Total This Month
Assault	42	18
Sexual Violation	19	7
Break and Enter	5	4
Auto Theft	27	2
Theft From Auto	11	2
Robbery	9	1
Theft Over	3	1



Shootings

Total This Year
Total This Month **2**

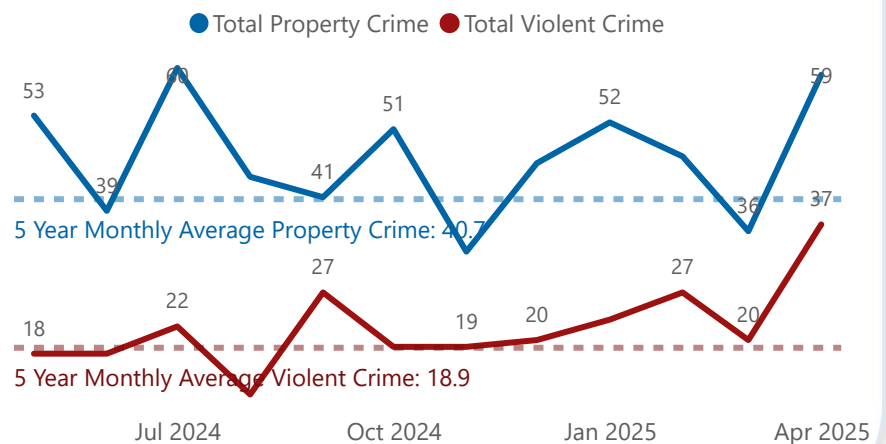
12 Month Shooting Trend



Violent Crime & Property Crime

Total Property Crime This Year **194**
Total Property Crime This Month **59**
Total Violent Crime This Year **107**
Total Violent Crime This Month **37**

12 Month Crime Trend





The following figures refer to Ward 14, April 2025 data.



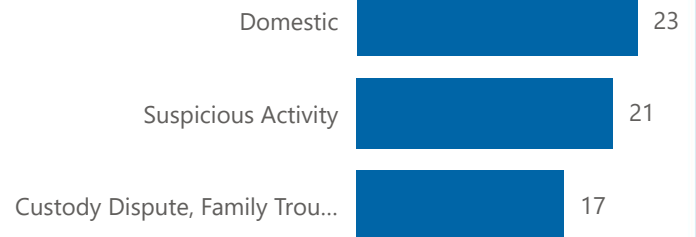
Calls for Service

*Citizen Generated

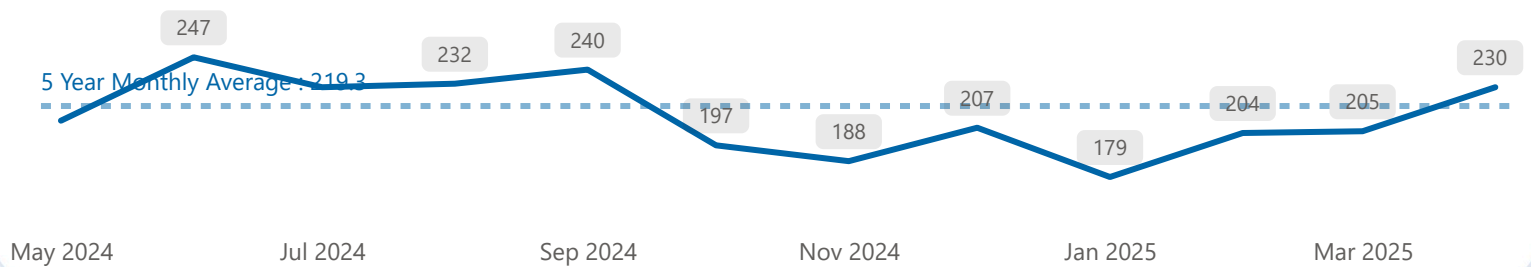
Total This Year **818**

Total This Month  **230**

Top 3 Monthly Event Types



12 Month CFS Trend



Collisions

Total This Year **130**

Total This Month  **25**

Monthly Collision Types



12 Month Collisions Trend

