



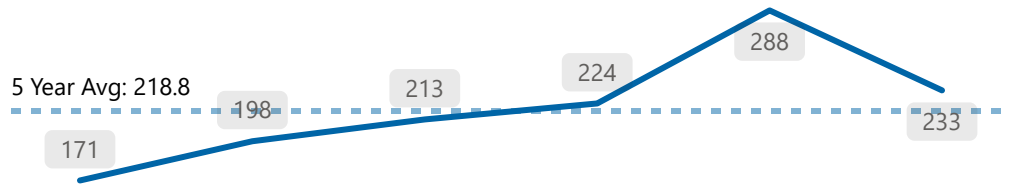
5 Year Trends

The following figures refer to data from 2019 - 2024. The total values refer to the total for 2024. The 5 Year average is calculated based on data from 2019 - 2023 (not including 2024).

Violent Crime



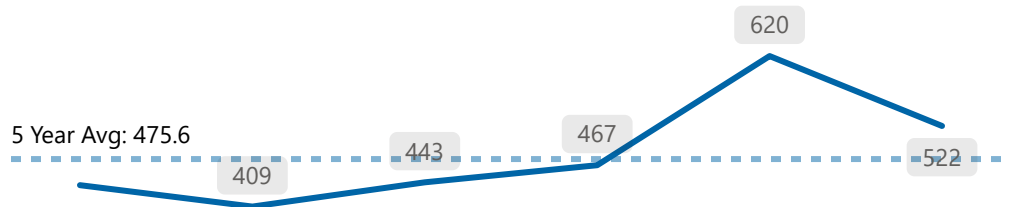
Total
233
*Ward 14



Property Crime



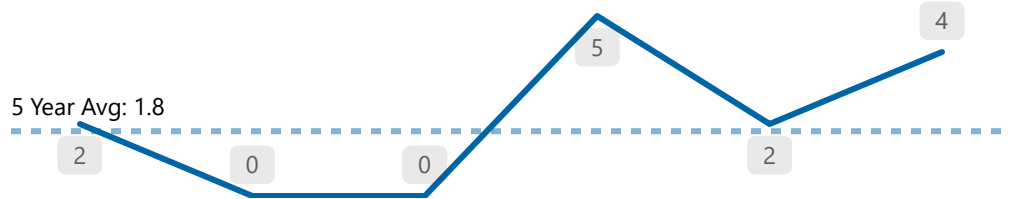
Total
522
*Ward 14



Shootings




Total
4
*Ward 14



Calls for Service *Citizen Generated



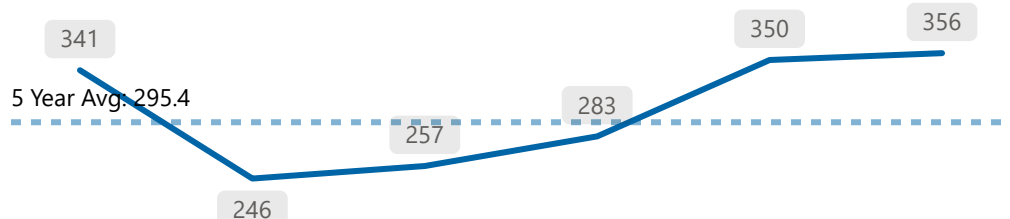
Total
2,609
*Ward 14



Collisions



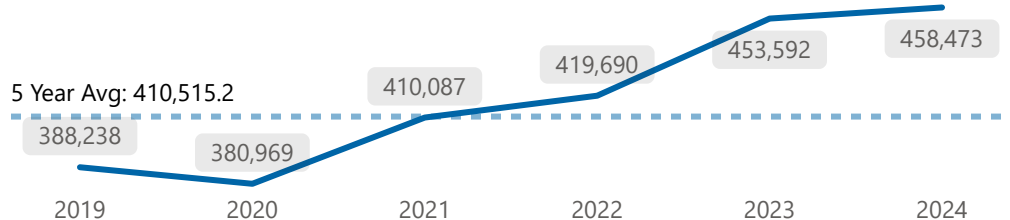
Total
356
*Ward 14



911 Calls



Total
458,473
*Service-Wide





The following figures refer to Ward 14, May 2025 data. Totals for This Year refer to 2025 YTD.



Crime Indicators

Total This Year **154**
Total This Month **37**

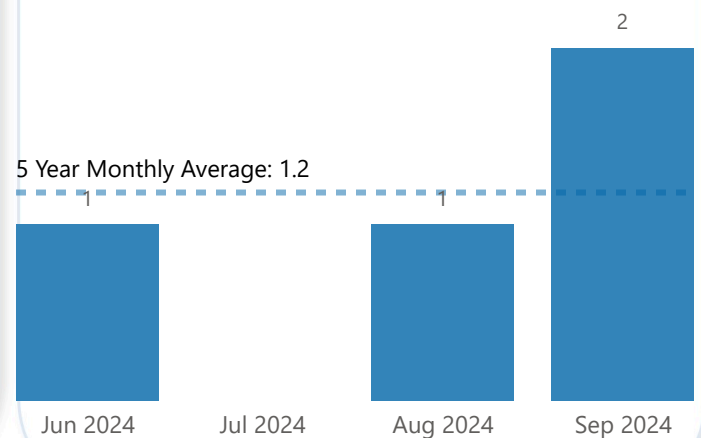
Crime Indicator	Total This Year	Total This Month
Assault	57	14
Theft From Auto	21	10
Auto Theft	33	6
Robbery	12	3
Sexual Violation	21	2
Break and Enter	6	1
Theft Over	4	1



Shootings

Total This Year
Total This Month

12 Month Shooting Trend

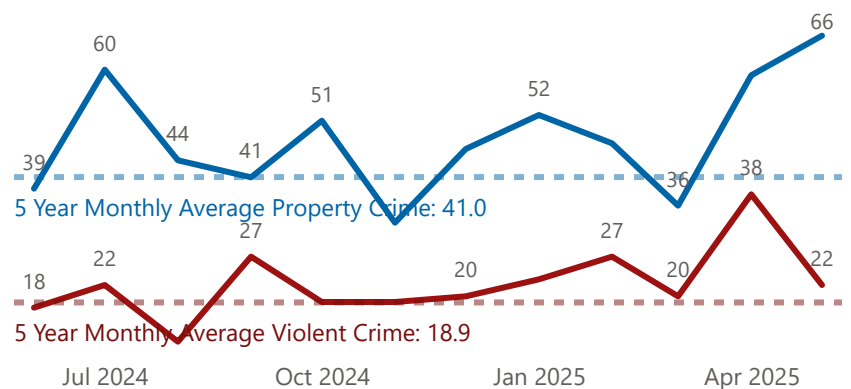


Violent Crime & Property Crime

Total Property Crime This Year **260**
Total Property Crime This Month **66**
Total Violent Crime This Year **130**
Total Violent Crime This Month **22**

12 Month Crime Trend

● Total Property Crime ● Total Violent Crime





The following figures refer to Ward 14, May 2025 data.



Calls for Service

*Citizen Generated

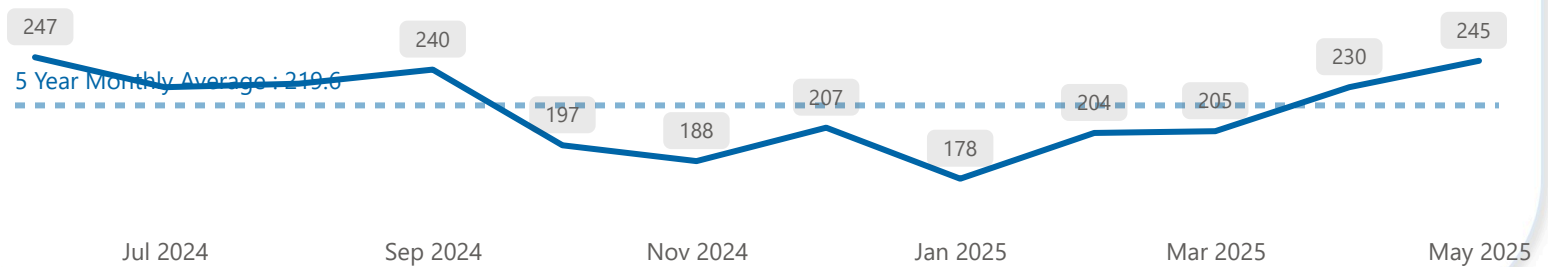
Total This Year **1,062**

Total This Month **▲ 245**

Top 3 Monthly Event Types



12 Month CFS Trend



Collisions

Total This Year **159**

Total This Month **▲ 28**

Monthly Collision Types



12 Month Collisions Trend

