



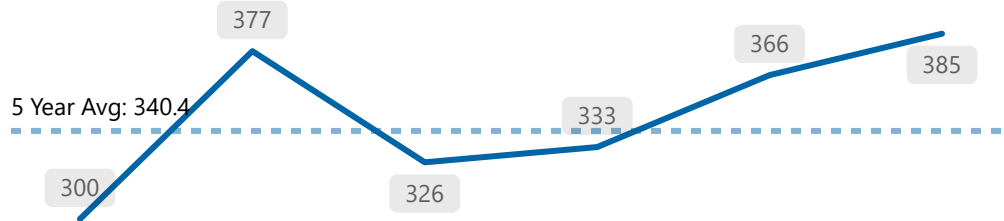
# 5 Year Trends

The following figures refer to data from 2020 - 2025. The total values refer to the total for 2025. The 5 Year average is calculated based on data from 2020 - 2024 (not including 2025).

## Violent Crime



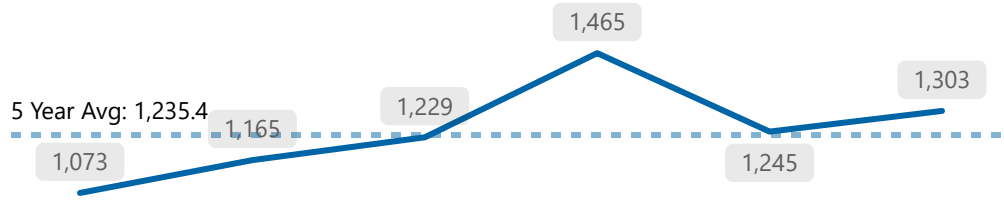
Total **385**  
\*Ward 1



## Property Crime



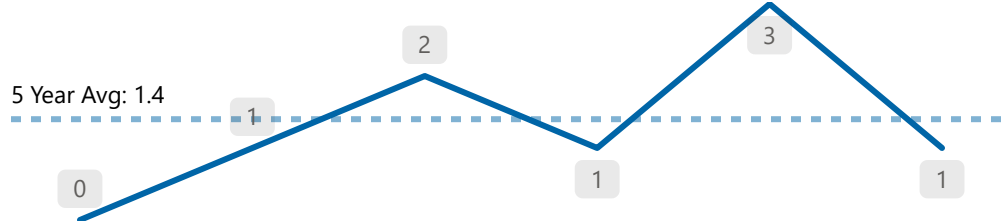
Total **1,303**  
\*Ward 1



## Shootings



Total **1**  
\*Ward 1

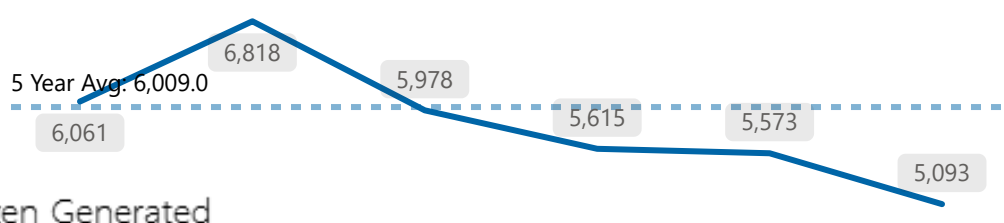


## Calls for Service



Total **5,093**  
\*Ward 1

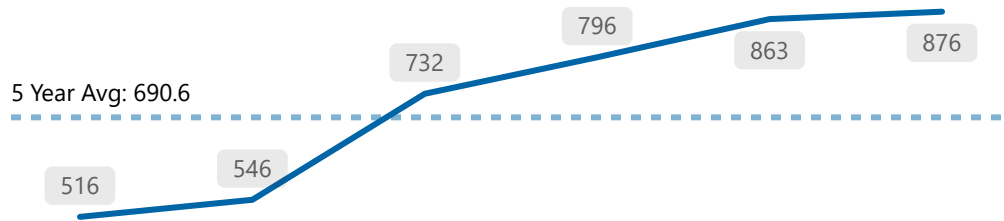
\*Citizen Generated



## Collisions



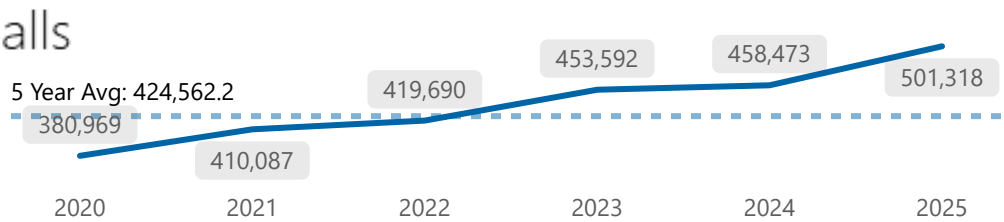
Total **876**  
\*Ward 1



## Emerg/Non-Emerg Calls



Total **501,318**  
\*Service-Wide



Above 5 Year Average  
 Below 5 Year Average  
 Equivalent with 5 Year Average



The following figures refer to Ward 1, April 2026 data. Totals for This Year refer to 2026 YTD.



### Crime Indicators

Total This Year **138**  
 Total This Month **41**

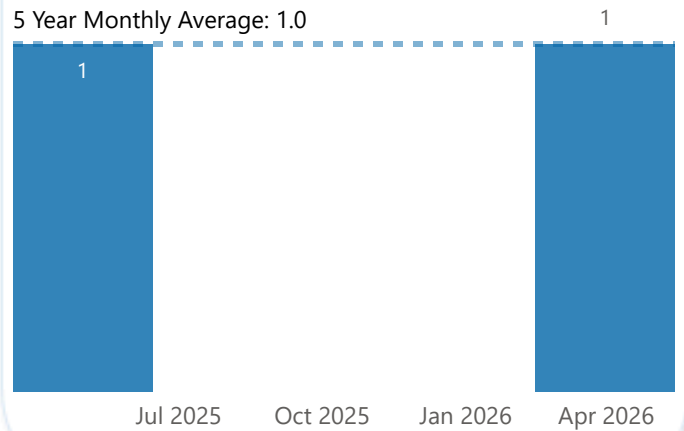
Crime Indicator	Total This Year	Total This Month
Theft From Auto	30	15
Assault	56	13
Break and Enter	17	5
Sexual Violation	15	3
Auto Theft	12	2
Theft Over	3	2
Robbery	5	1



### Shootings

Total This Year **1**  
 Total This Month **1**

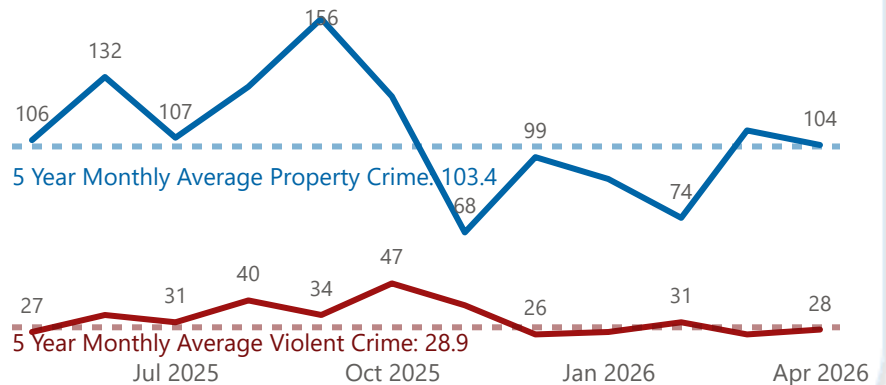
#### 12 Month Shooting Trend



### Violent Crime & Property Crime

#### 12 Month Crime Trend

● Total Property Crime ● Total Violent Crime



Total Property Crime This Year **378**  
 Total Property Crime This Month **104**  
 Total Violent Crime This Year **112**  
 Total Violent Crime This Month **28**

Above 5 Year Average  
 Below 5 Year Average  
 Equivalent with 5 Year Average



The following figures refer to Ward 1, April 2026 data.



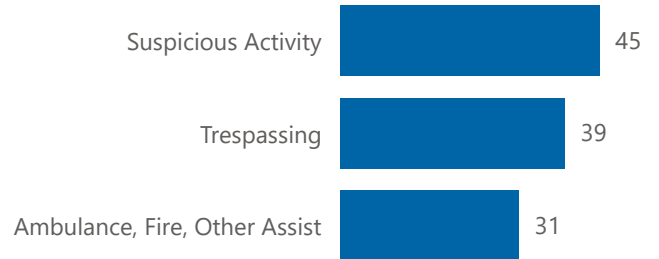
### Calls for Service

\*Citizen Generated

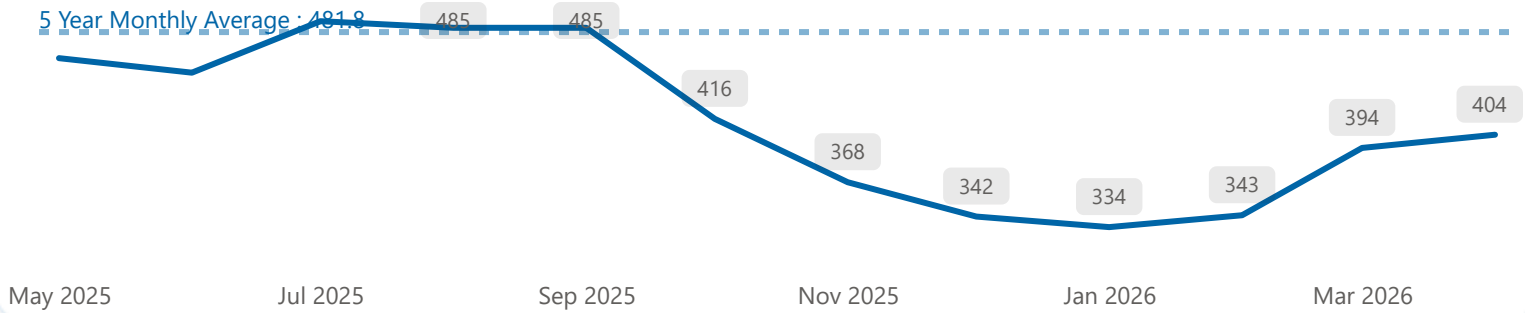
Total This Year **1,475**

Total This Month **404**

### Top 3 Monthly Event Types



### 12 Month CFS Trend



May 2025

Jul 2025

Sep 2025

Nov 2025

Jan 2026

Mar 2026



### Collisions

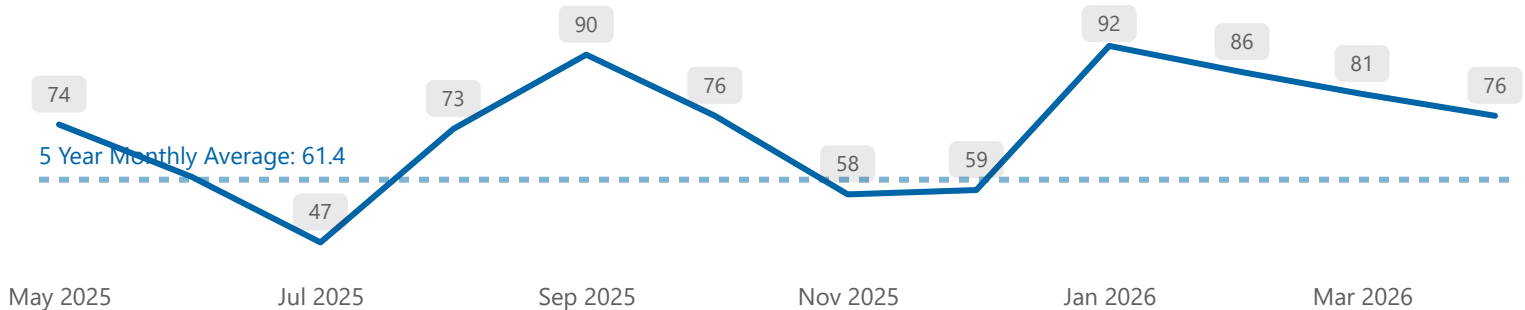
Total This Year **335**

Total This Month **76**

### Monthly Collision Types



### 12 Month Collisions Trend



May 2025

Jul 2025

Sep 2025

Nov 2025

Jan 2026

Mar 2026

Above 5 Year Average  
 Below 5 Year Average  
 Equivalent with 5 Year Average