

2022

# Hate/Bias Statistical Report

Prepared by: Detective Fabiano Mendes



INVESTIGATIVE SERVICES DIVISION

**HAMILTON  
POLICE SERVICE**  
Together. Stronger. Safer.

## Table of Contents

Executive Summary.....	2
Introduction.....	3
Statistical Overview .....	4
Total Event Classification Breakdown.....	5
Total Occurrences Breakdown – Victimization by Group .....	6
Racial Bias .....	6
Religion .....	7
Sex, Sexual Orientation and Gender Identity (Self-Identification).....	8
Divisional Breakdown – Hate/bias crimes and incidents (Total) .....	9
Geographical Distribution of Hate-Related Occurrences.....	10
Hate/Bias Motivated Crime .....	11
Divisional Breakdown – Hate/Bias Crimes .....	13
Hate Crime Prevention and Community Supports:.....	14
Conclusion.....	15

## Executive Summary

The Hamilton Police Hate Crime Statistical Report is an annual report that provides statistical data about criminal offences that are committed against persons or property and are motivated by the victim's race, religion, ethnicity, colour, sexual orientation, mental or physical disability, age, gender identity or expression, or other similar factors.

The report explains the mandate for the Hamilton Police Service Hate Crime Unit (HCU) and the data based on hate crimes reported to Hamilton Police Service from January 1, 2022 to December 31, 2022.

In 2022, there were a total of **174** hate/bias occurrences reported to Hamilton Police Service. This number represents both suspected hate/bias incidents (overtones) and criminal offences. In comparison to 2021, this represents an increase of **61.1** per cent.

All events were classified by the HCU Investigator based on the information provided by the investigating officers or by the individual(s) directly involved. The classification and breakdown of the 2021 incidents are as follows:

Classification	Number
Hate/Bias Crimes	26
Hate/Bias Incidents (Overtones)	148

The majority of reported occurrences were directly related to racial bias, followed by religion and sexual orientation. In 2022, the Black community, the Jewish community and the 2S&LGBTQIA community were the groups most frequently victimized.

In 2022, 53.8 per cent of all hate crimes reported to the Hamilton Police were cleared by either arrest, diversion, accused charges in other jurisdiction or cases where the victim declined to proceed with charges despite a suspect being identified.

Data within the report was gathered from crimes and incidents reported to Hamilton Police. While the HCU encourages the community to report all incidents, the Service is aware that not all incidents are reported to police.

There are several reasons why hate/bias occurrences are not reported. For example, people may feel the crime was not important or the chances of the police apprehending the suspect are low. Some victims see the incident as a personal matter, since it may involve family or colleagues, or there may be a feeling of blame and/or embarrassment about being targeted. Furthermore, the victim may not understand that they have been victimized or they may endeavor to solve the issue themselves. Previous negative experiences with the police and judicial system, whether in Canada or overseas, may also affect the willingness of a victim to report to police.

Reporting hate occurrences is an important step in stopping the cycle of hatred and preventing others from being victimized. It is also important for police to be aware of hate crimes so an analysis can be done to ensure actions are taken, including assigning appropriate resources to make our community safer.

Building strong, positive relationships between Hamilton Police and Hamilton's diverse communities is important in helping victims feel more comfortable in reporting occurrences to police. In 2022 the HCU, the Community Relations Coordinator and the 2S&LGBTQIA Liaison Officer worked with community partners to address citizens' concerns as well as encourage reporting and information sharing. The outreach will continue in 2023.

## Introduction

The HCU operates as part of the Intelligence Branch in the Investigative Services Division. Established in 2003, the HCU investigates incidents where hate or bias has been identified as a precipitating component in the commission of a criminal offence or in an incident.

The HCU's mandate is to:

- Conduct investigations, arrest offenders and prepare cases for court in relation to hate propaganda offences;
- Provide investigative support and specialized skills to officers in all other sections of Hamilton Police Service who are involved in the investigation of hate/bias crimes;
- Collect intelligence and maintain intelligence files to enable the monitoring and tracking of known, active hate groups, and individuals;
- Liaise with other police services to ensure the exchange of relevant information pertaining to hate/bias crimes and groups;
- Work closely with the Community Relations Coordinator and act as a resource to community groups, assisting with education and crime prevention in the area of hate/bias crimes;
- Maintain and track all reported hate/bias incidents for statistical purposes; and,
- Develop and implement internal and external training on hate-based crime.

### **Hate Crime/Extremism Investigative Team (HCEIT) of Ontario**

In 2003, the Hamilton, Guelph, London, Ottawa and Waterloo Regional Police Services, in partnership with the Ministry of Community Safety and Correctional Services, came together and formed the Hate Crime Extremism Investigative Team (HCEIT).

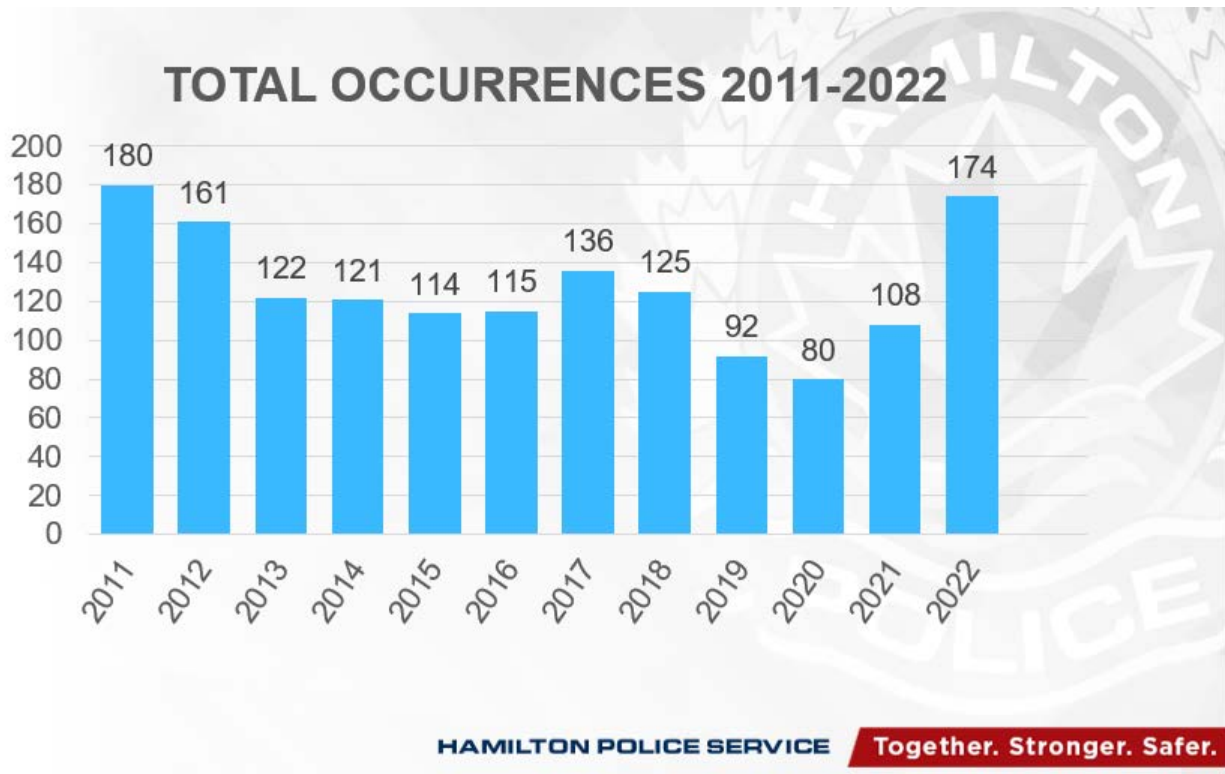
The team has since expanded to include 18 police agencies across Southern Ontario.

The HCU meets quarterly with HCEIT members to discuss trends and concern across the province, discuss new initiatives and exchange intelligence. Member services include:

- Hamilton Police Service
- Brantford Police Service
- Durham Regional Police Service
- Guelph Police Service
- Halton Regional Police Service
- London Police Service
- Niagara Regional Police Service
- Ontario Provincial Police Service
- Ottawa Police Service
- Peel Regional Police
- Stratford Police Service
- Toronto Police Service
- Waterloo Regional Police Service
- Woodstock Police Service
- York Regional Police
- Kingston Police
- Greater Sudbury Police Service
- Windsor Police Service

## Statistical Overview

Over the past 12 years, the average number of reported hate/bias occurrences is approximately **127** per year.



In 2022, the HCU received and classified a total of 174 hate/bias related occurrences.

The overall number of police-reported hate/bias occurrences increased from 108 to 174, which represents an increase of 61.1 per cent over the previous year. Of this total number of reported occurrences, 26 were crimes that fell within the parameters of a hate/bias crime as defined below.

Reported events were classified according to the following definitions:

### Hate/Bias Crime

Includes any criminal offence where there is evidence to prove that the offence was motivated solely, or in part, because of a bias or prejudice, based on the victim's race, national or ethnic origin, language, colour, religion, sex, age, mental or physical disability, sexual orientation, gender identity or expression, or any other similar factor. Includes all Hate Propaganda offences.

### Hate/Bias Incident (Overtones)

Can include any incident that involves hate or bias towards any member of the public because of their race, national or ethnic origin, language, colour, religion, sex, age, mental or physical disability, sexual orientation, gender identity or expression, or any other similar factor. These incidents cannot be proven to have been motivated solely or in part because of the person's bias/prejudice towards the victim, but include some type of hateful overtone.

*Note: It should be noted that all hate/bias crimes are hate/bias incidents, but not all hate/bias incidents are classified as hate/bias crimes.*

## Total Event Classification Breakdown

The reported event types were broken down by category for hate/bias motivated crimes and hate/bias incidents (overtones). Event types included identified offences in the Criminal Code of Canada, and non-criminal call types to which the Hamilton Police Service responded for service (Figure 1).

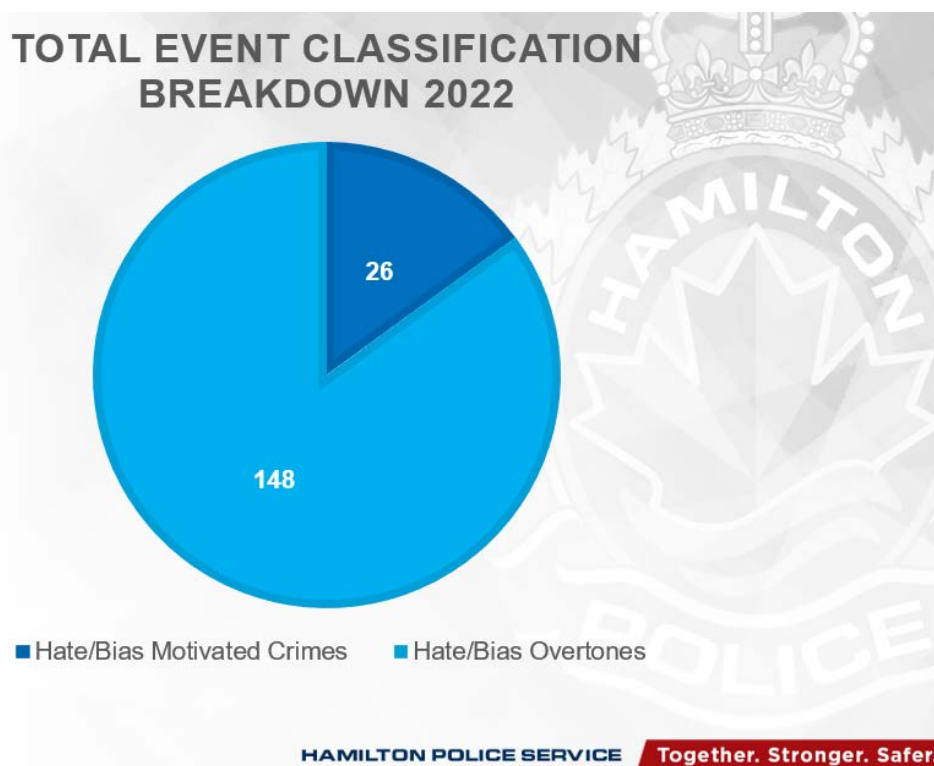


Figure 1

Table 1: 2022 – Total occurrence Breakdown by Type and Category

### All Categories

Category	Hate/Bias Overtones	Hate/Bias Motivated Crimes	Total
Age (AG)	0	0	0
Disability (DI)	0	0	0
Gender Identity (GI)	9	1	10
Sex (SE)	0	1	1
Sexual Orientation (SO)	19	4	23
Similar Factor (SF)	0	0	0
Racial Bias (RA)	80	11	91
Religion (RE)	40	9	49
<b>Total</b>	<b>148</b>	<b>26</b>	<b>174</b>

The highest numbers of reported occurrences were directly related to racial bias.



## Total Occurrences Breakdown – Victimization by Group

### Racial Bias

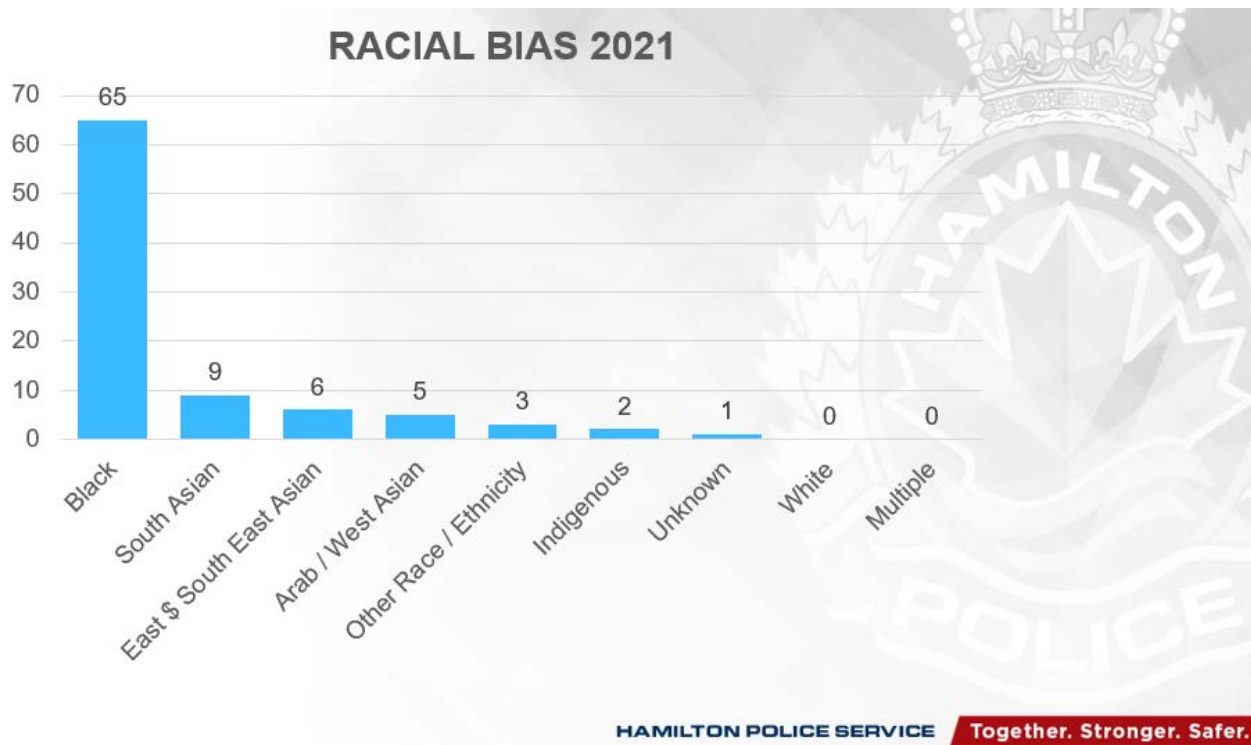


Figure 2

The chart above displays reported hate/bias occurrences broken down by race/ethnicity (*Figure 2*). In 2022, the Black community was the most targeted group with 65 occurrences followed by the South Asian community with 9 occurrences. In comparison, there were 35 hate/bias occurrences targeting the Black community and 8 occurrences targeting members of the South Asian community in 2021.

*Of the total occurrences targeting the Black community, 40 per cent were graffiti-related.*

## Religion

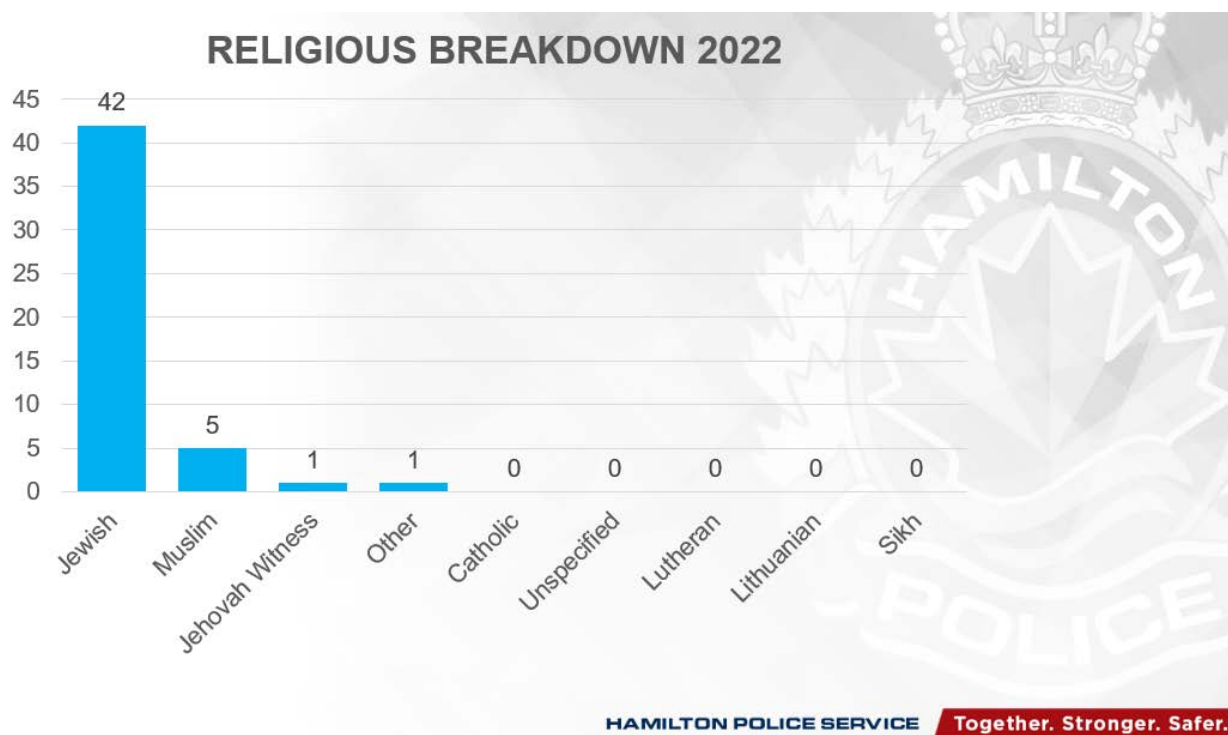


Figure 3

The chart above displays reported hate/bias occurrences broken down by religion (*Figure 3*). In 2022, members of the Jewish community were the most targeted group in the religious category with 42 occurrences, followed by members of the Muslim community with 5 occurrences. In 2021, there were 24 hate/bias occurrences targeting the Jewish community and 14 occurrence targeting members of the Muslim community.

*Of the total occurrences targeting the Jewish community, 90.4 per cent were graffiti-related.*



## Sex, Sexual Orientation and Gender Identity (Self-Identification)

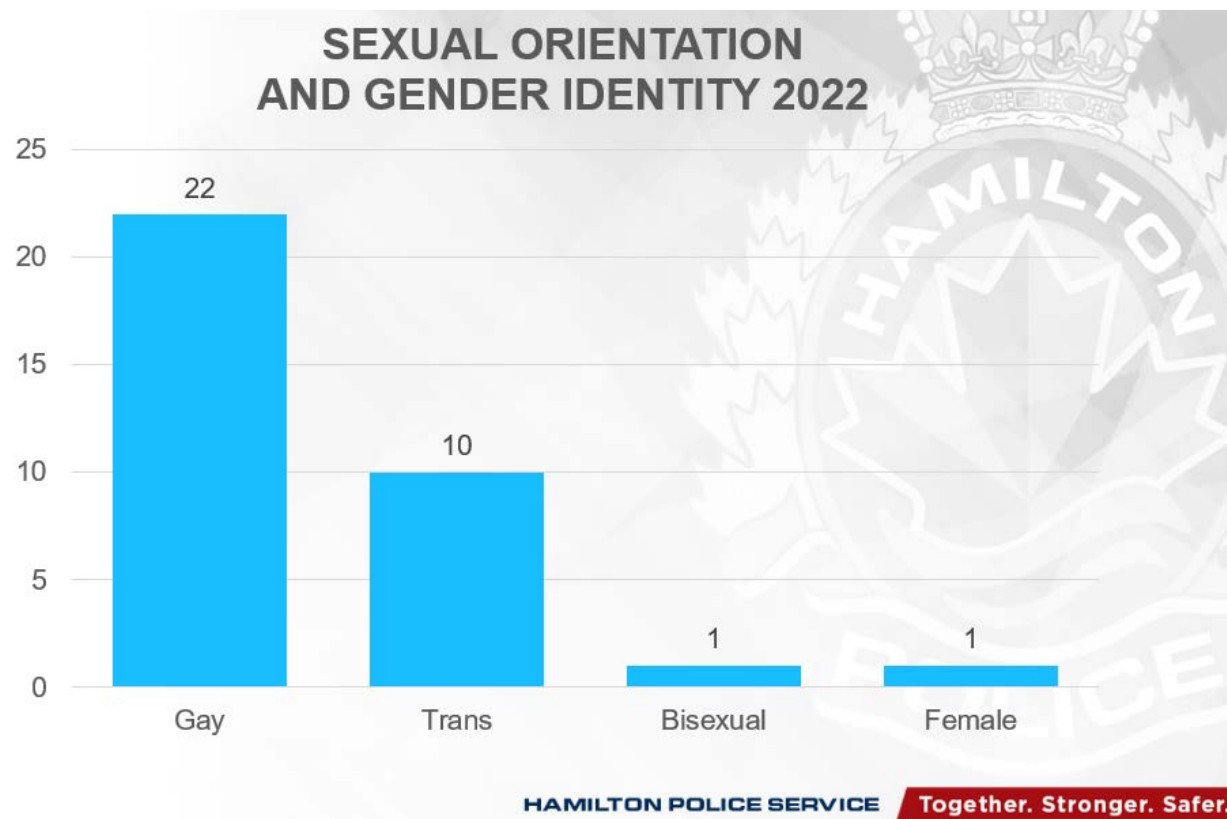
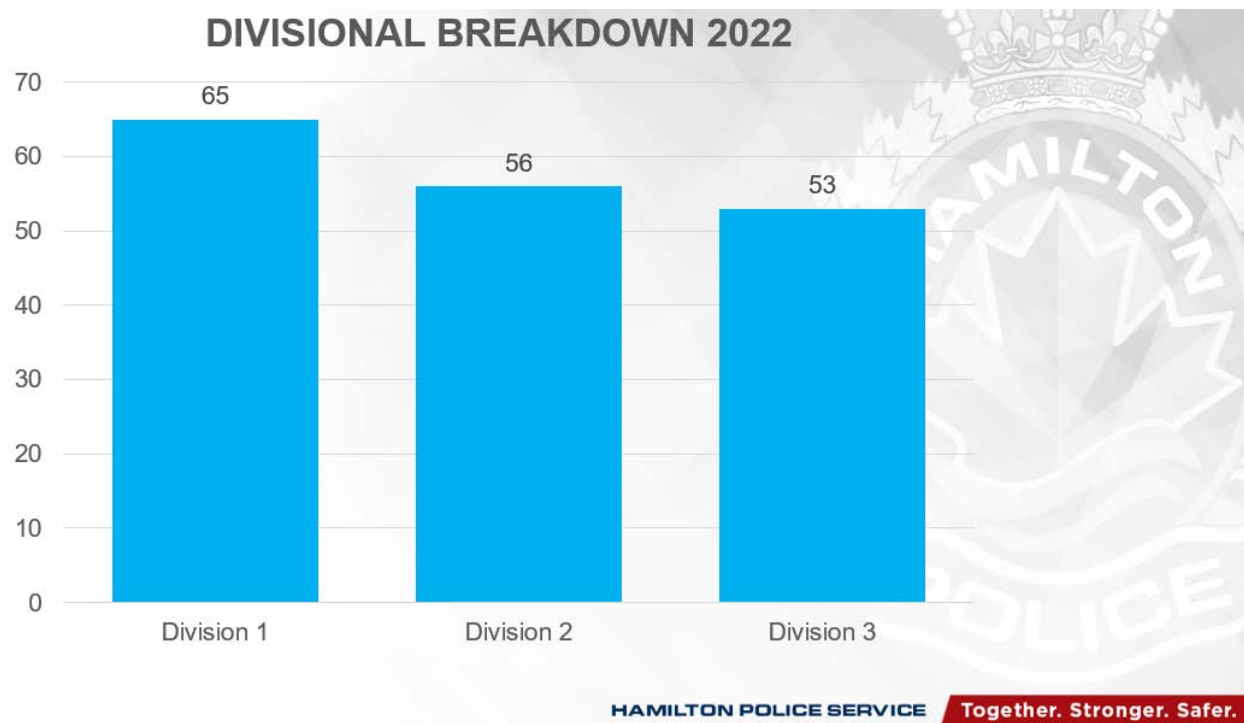


Figure 4

The chart above displays reported hate/bias occurrences broken down by sexual orientation and gender identity (Figure 4). In 2022, members of the 2S&LGBTQIA community, specifically with individuals self-identified as gay, were the most targeted group with 22 occurrences. There were 10 occurrences involving members of the transgender community. In 2021, the number of hate/bias occurrences targeting the 2S&LGBTQIA community, specifically with individuals self-identified as gay, were 19. The number of occurrences targeting community members that self-identified as transgender was 2.

## Divisional Breakdown – Hate/bias crimes and incidents (Total)



*Figure 5*

In 2022, 65 hate/bias occurrences (crimes and incidents) were recorded in Division One, 56 in Division Two and 53 in Division Three (*Figure 5*).

## Geographical Distribution of Hate-Related Occurrences

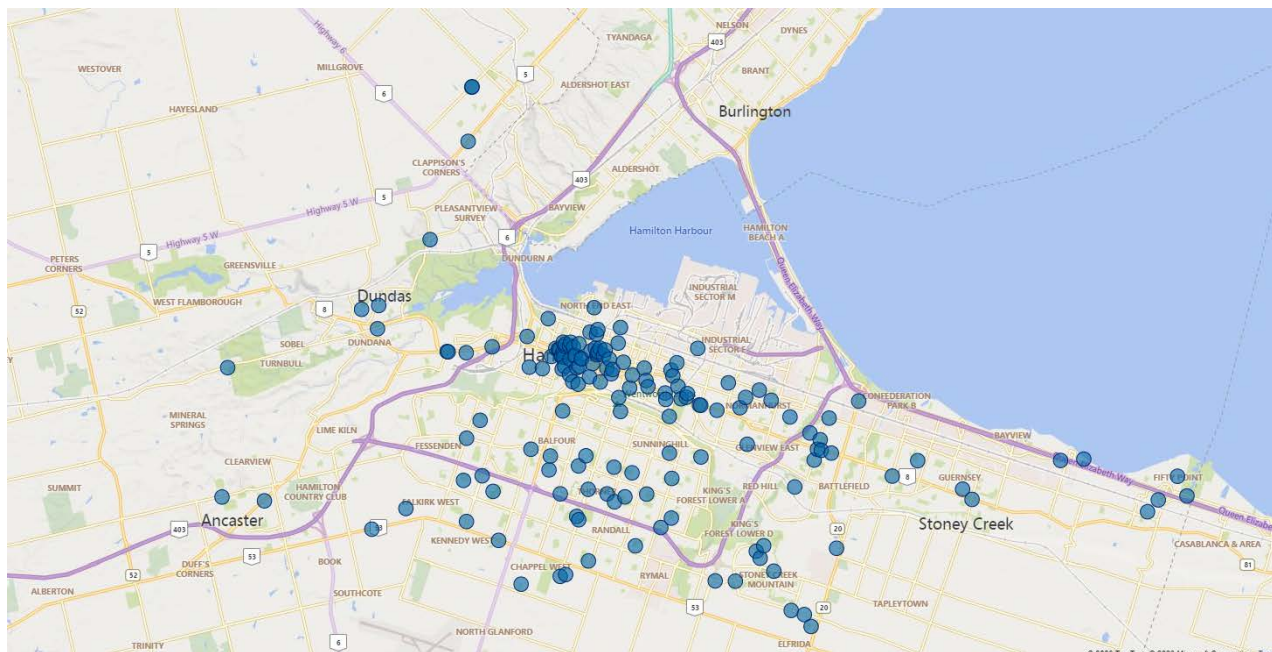
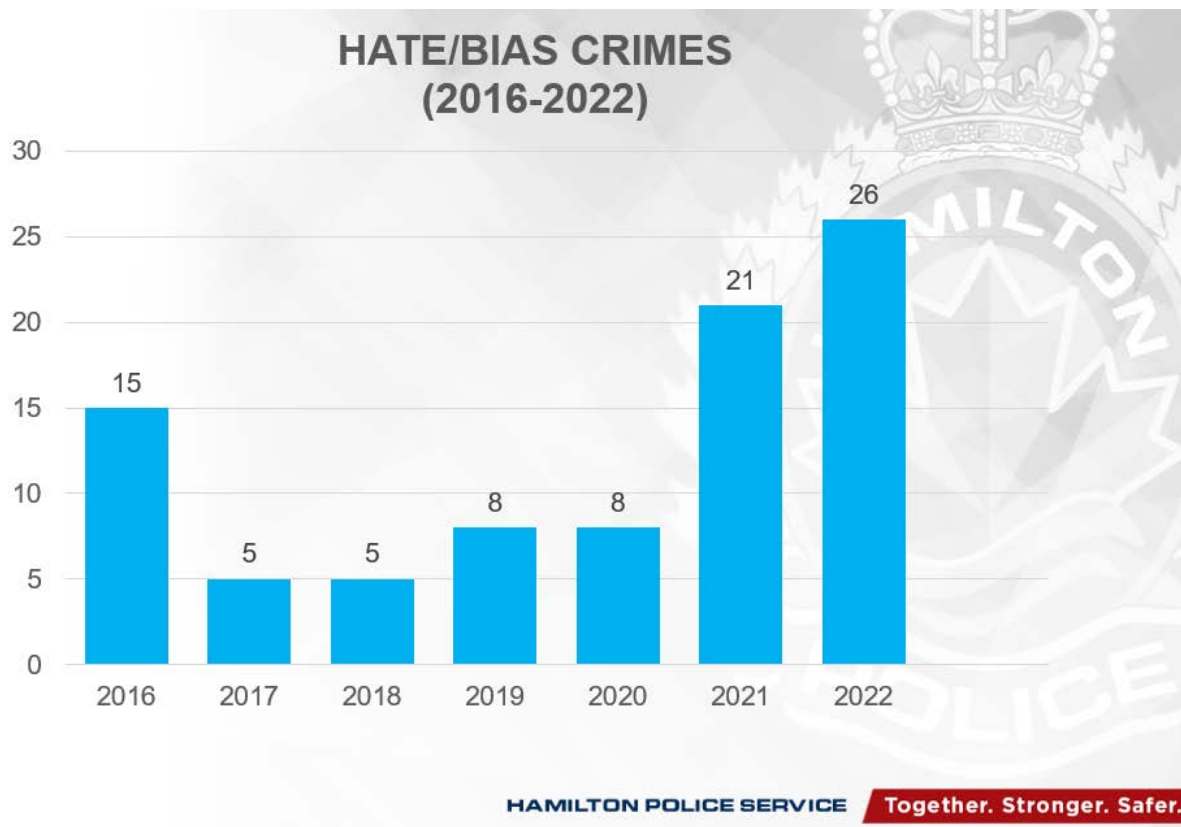


Figure 6

The majority of all reported hate-related occurrences were random in nature, with no definable pattern, and were believed to have been committed by individuals and not by organized groups.

Police data on hate crimes reflect only those incidents that come to the attention of police and are subsequently classified as hate crimes or hate incidents. Please note, fluctuations in the number of hate-related reported occurrences may be attributed to an increase in hate-related occurrences but may also reflect a rise in reporting due to community outreach efforts or heightened awareness after high profile events.

## Hate/Bias Motivated Crime



*Figure 6*

Twenty-six of the total reported events involved offences that were classified as hate/bias motivated crimes. The chart shows the number of hate/bias crimes reported annually over the last seven-year period (*Figure 6*).

The chart below breaks down the twenty-six 2022 hate/bias motivated crimes by type and category (Table 2).

Table 2

Identified Hate Crime Breakdown by Type and Category									
Offence	AG	DI	SE	GI	SO	SF	RA	RE	Total
Arson								1	1
Assault 1				1	1		2		4
Assault with Weapon							2		2
Break and Enter								1	1
Cause Disturbance									
Criminal Harassment									
Dangerous Operation of MV									
Domestic									
Harassing Calls									
Neighbour Dispute									
Mischief (Graffiti)			1				1	7	9
Mischief Under							1		1
Sexual Assault									
Suspicious Circumstance									
Theft Over									
Theft Under									
Trespass									
Utter Threats					3		5		8
Wilful Promotion of Hatred									
<b>Total</b>			1	1	4		11	9	26

#### Legend

AG - Age

DI - Disability

GI – Gender Identity

SE - Sex

SO – Sexual Orientation

SF – Similar Factor

RA – Race/Ethnicity

RE – Religion

## Divisional Breakdown – Hate/Bias Crimes

The following chart outlines a breakdown of hate/bias crimes by Division.

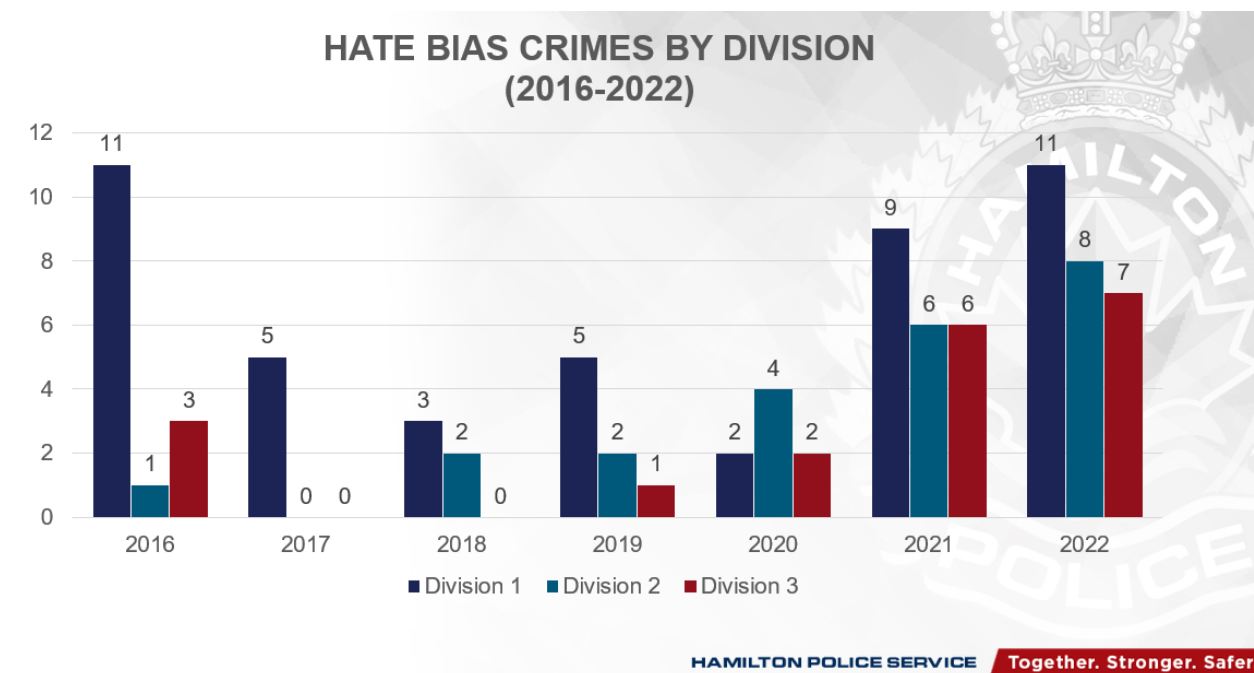


Figure 7

In 2022, 11 hate/bias criminal offences were recorded in Division One, 8 in Division Two and 7 in Division Three (figure 7).

## Hate/Bias Crime Clearance Rates

	Arrests	Diversion	Suspect Charged in other Jurisdiction	Victim Declined to proceed with Charges	Suspect Not Identified	Total
<b>Occurrences Cleared</b>	<b>6</b>	<b>2</b>	<b>1</b>	<b>6</b>	<b>-</b>	<b>14</b>
<b>Occurrences Not Cleared</b>	<b>-</b>	<b>-</b>	<b>-</b>	<b>-</b>	<b>11</b>	<b>11</b>
<b>Total</b>	<b>6</b>	<b>2</b>	<b>1</b>	<b>6</b>	<b>11</b>	<b>26</b>

Figure 8

In 2022, Hamilton Police were able to clear 53.8 per cent of all Hate Crimes reported to police by either arrest, diversion, accused charges in other jurisdictions or cases where the victim declined to proceed with charges despite a suspect being identified (Figure 8).



## Hate Crime Prevention and Community Supports:

The HCU encourages the community to report all incidents; however, the Service is aware that not all incidents are reported to police. Recognizing this, Hamilton Police have implemented a number of proactive and strategic steps to prevent hate-related occurrences, encourage reporting and provide support for victims.

These areas include:

### Education/Community Engagement

- Presented to community groups to increase awareness about hate occurrences and reporting.
- Attendance at community events with representation from a member of the Community Relations or Hate Crime Unit. This engagement was geared to building trust and relationships with diverse communities, which encourages reporting.
- Responded to community concerns and worked with communities to issue special attentions that offer reassurance of safety to communities.
- Enhanced support to victims of hate through follow-up with HPS Victim Services
- Ongoing efforts to develop collaborative measures to prevent hate through the Hate Crime Case Review Team.

### Training

- Provided training to all new recruits on understanding, identifying, and investigating hate occurrences.
- Delivered anti-racism, anti-discrimination training to all sworn officer through BLOCK training program.
- Delivered cultural competency training to civilian members.
- Attended various conferences and seminars related to hate prevention, investigations, and support for communities. The Hate Crime Investigator, 2S&LGBTQIA Liaison Officer, EDI Specialist and Community Relations Coordinator, joined these seminars.

### Data Collection

- Developed the Hate Crime Dashboard, which provides real time data regarding hate crimes and occurrences in Hamilton. Analytic data provided by the dashboard aids with the identification of areas of concern and trends, which can help in focused prevention measures.

### Reporting

- Ensured accessibility by providing multiple avenues to report such as online, over the phone or in person.
- Participated in the HSR “See Something Do Something” QR code campaign.

### Next Steps:

- Conduct focus groups with communities for the Hate Crime Case Review Team (HCCRT). HPS is engaging with various communities, through specialized focus groups, to identify community concerns, needs and expectations for the HCCRT.
- Hold Hate Crime Symposium in May - The Hamilton Police Victim Services in partnership with the Hate Crime Unit will be hosting a Hate Crime Symposium in May. The Symposium will be opened to both police and community members and it will be an opportunity to discuss issues surrounding hate related occurrence and support to victims of hate.

## Conclusion

In 2022, the Hamilton Police Service Hate Crime Unit recorded an increase in hate/bias occurrences and an increase in the number of hate/bias motivated crime.

53.8 per cent of all Hate Crimes reported to police were cleared by either arrest, diversion, accused charges in other jurisdictions or cases where the victim declined to proceed with charges despite a suspect being identified.

Hamilton Police are currently working to establish a HCCRT in response to hate-motivated crimes in Hamilton, which includes focus groups in individual communities to identify community concerns, needs and expectations. The goal will be to work collaboratively to develop comprehensive recommendations to improve outcomes for hate crime victims.

Similar to the Sexual Assault Community Review Team (SACRT), the scope of the review will include an internal and external analysis of hate crime investigations, as well as looking at policies, procedures, and training.

Hamilton Police Service recognizes that hate crime has a devastating impact on victims and communities. The impact of hate crime is far reaching, extending beyond the physical and emotional trauma to the victim. The HCU is committed to investigating hate/bias motivated crimes and incidents to ensure Hamilton remains a safe place to live and work.

Reporting hate crimes and incidents is an important step in stopping the cycle of hatred and preventing others from being victimized.

Hamilton Police encourage the community to report hate/bias crimes and incidents to ensure actions are taken, including assigning appropriate resources to make our community safer. Together, we can make a difference in stopping the cycle of hate.

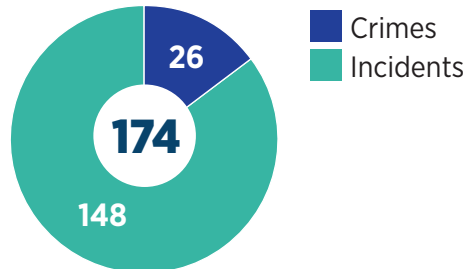


# HAMILTON POLICE SERVICE

# 2022 HATE/BIAS OCCURRENCES\*

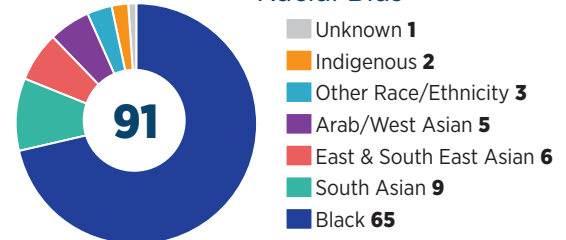
## TOTAL EVENT CLASSIFICATION BREAKDOWN

174 Hate / Bias Occurrences were reported to HPS



## VICTIMIZATION BY GROUP

### Racial Bias



## BREAKDOWN BY TYPE AND CATEGORY

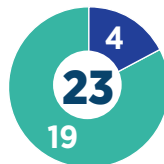
### Gender Identity



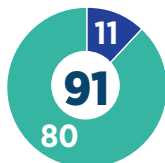
### Sex



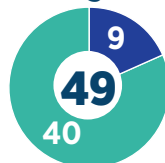
### Sexual Orientation



### Racial Bias

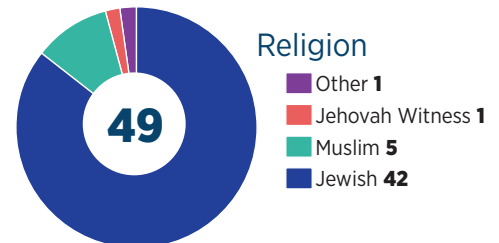


### Religion

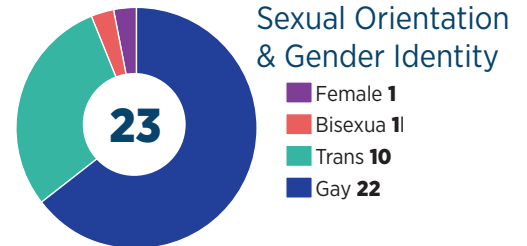


■ Crimes  
■ Incidents

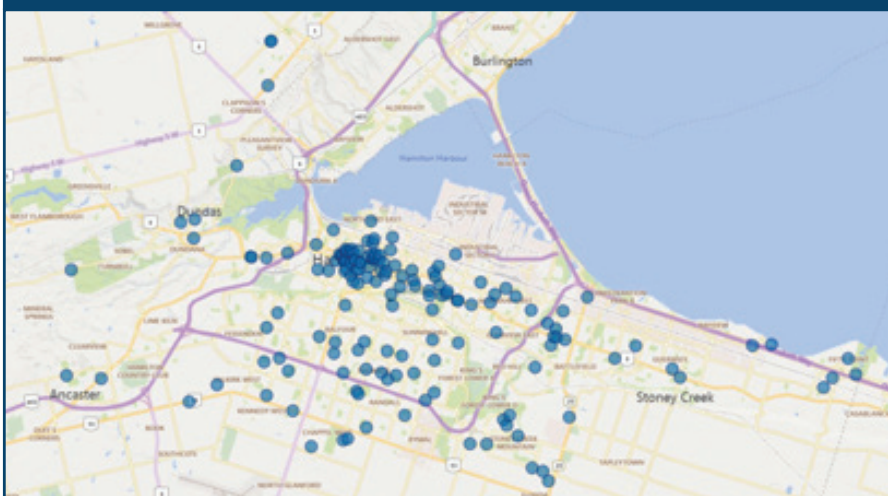
### Religion



### Sexual Orientation & Gender Identity



## MAP OF OCCURRENCES



## IDENTIFIED HATE CRIME BREAKDOWN

### Arson



### Assault



### Assault with Weapon



### Break & Enter



### Mischief (Graffiti)



### Mischief Under



### Utter Threats



### Hate/Bias Crime

Includes any criminal offence where there is evidence to prove that the offence was motivated solely, or in part, because of a bias or prejudice, based on the victim's race, national or ethnic origin, language, colour, religion, sex, age, mental or physical disability, sexual orientation, gender identity or expression, or any other similar factor. Includes all Hate Propaganda offences.

### Hate/Bias Incident (Overtones)

Can include any incident that involves hate or bias towards any member of the public because of their race, national or ethnic origin, language, colour, religion, sex, age, mental or physical disability, sexual orientation, gender identity or expression, or any other similar factor. These incidents cannot be proven to have been motivated solely or in part because of the person's bias/prejudice towards the victim, but include some type of hateful overtone.