



# 5 Year Trends

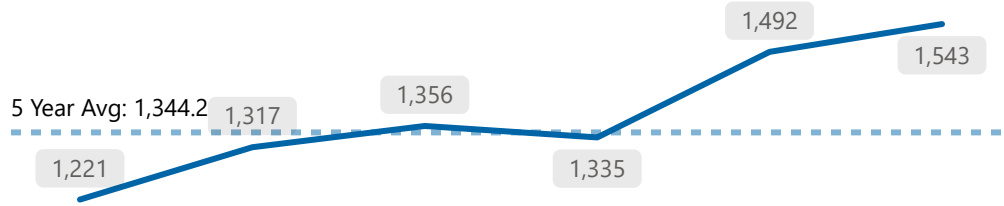
The following figures refer to data from 2020 - 2025. The total values refer to the total for 2025. The 5 Year average is calculated based on data from 2020 - 2024 (not including 2025).

## Violent Crime



Total  
**1,543**

\*Ward 2

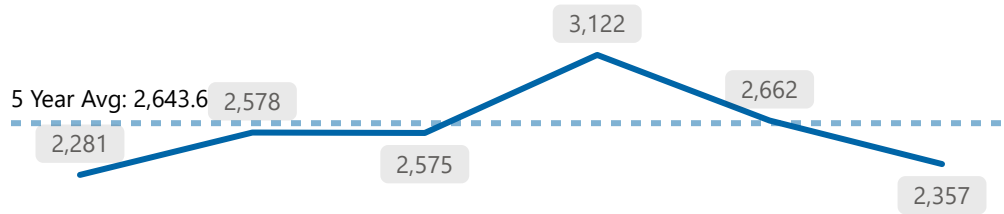


## Property Crime



Total  
**2,357**

\*Ward 2

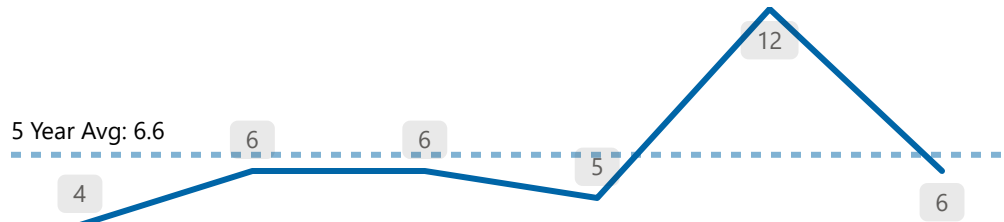


## Shootings



Total  
**6**

\*Ward 2



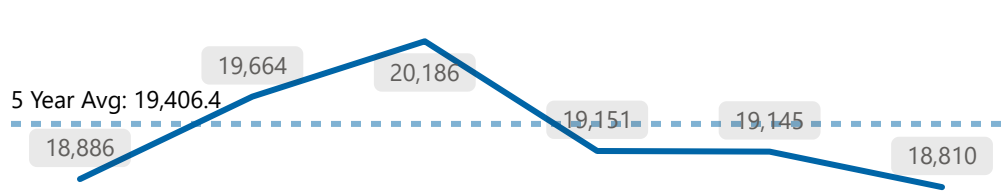
## Calls for Service



Total  
**18,810**

\*Ward 2

\*Citizen Generated

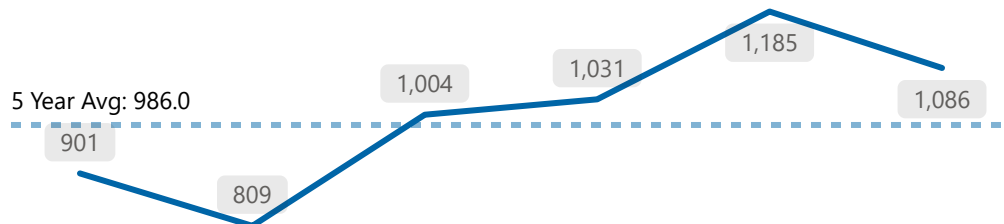


## Collisions



Total  
**1,086**

\*Ward 2

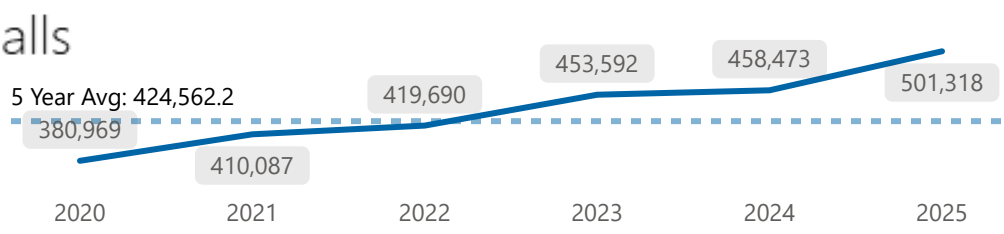


## Emerg/Non-Emerg Calls



Total  
**501,318**

\*Service-Wide



Above 5 Year Average  
 Below 5 Year Average  
 Equivalent with 5 Year Average



The following figures refer to Ward 2, January 2026 data. Totals for This Year refer to 2026 YTD.



### Crime Indicators

Total This Year **141**  
 Total This Month **141**

Crime Indicator	Total This Year	Total This Month
Assault	87	87
Theft From Auto	24	24
Sexual Violation	11	11
Break and Enter	9	9
Robbery	4	4
Auto Theft	3	3
Theft Over	3	3

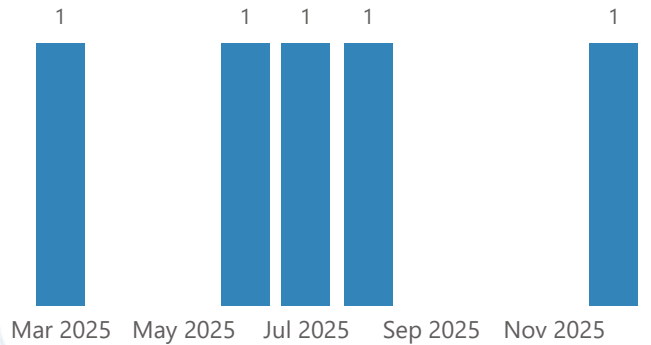


### Shootings

Total This Year  
 Total This Month

#### 12 Month Shooting Trend

5 Year Monthly Average: 1.4

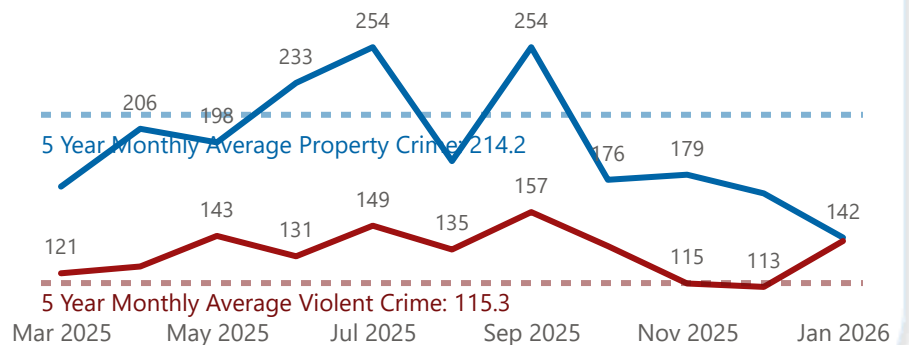


### Violent Crime & Property Crime

#### 12 Month Crime Trend

● Total Property Crime ● Total Violent Crime

Total Property Crime This Year	<b>142</b>
Total Property Crime This Month	<b>142</b>
Total Violent Crime This Year	<b>140</b>
Total Violent Crime This Month	<b>140</b>



Above 5 Year Average  
 Below 5 Year Average  
 Equivalent with 5 Year Average



The following figures refer to Ward 2, January 2026 data.



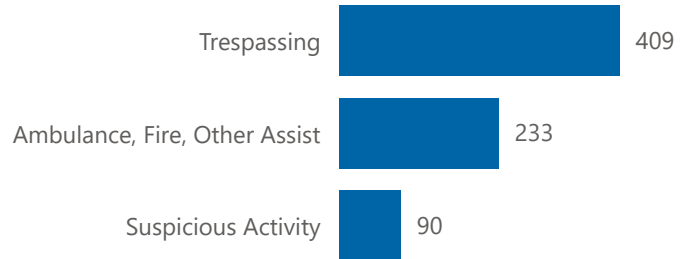
### Calls for Service

\*Citizen Generated

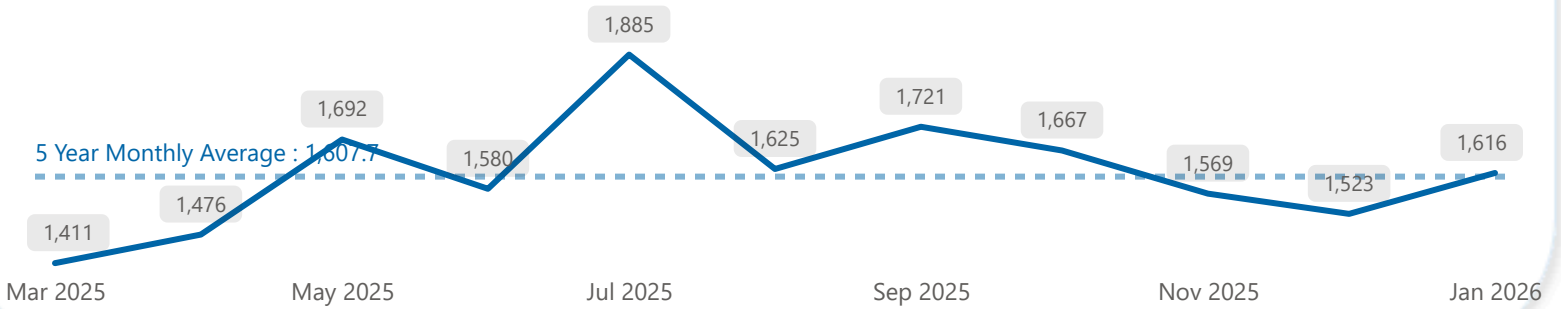
Total This Year **1,616**

Total This Month **1,616**

### Top 3 Monthly Event Types



### 12 Month CFS Trend



### Collisions

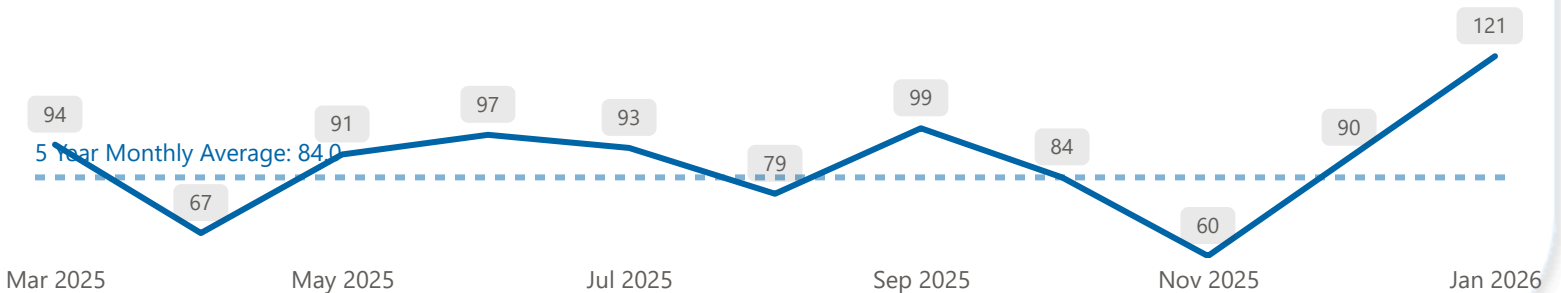
Total This Year **121**

Total This Month **121**

### Monthly Collision Types



### 12 Month Collisions Trend



Above 5 Year Average  
 Below 5 Year Average  
 Equivalent with 5 Year Average