



5 Year Trends

The following figures refer to data from 2019 - 2024. The total values refer to the total for 2024. The 5 Year average is calculated based on data from 2019 - 2023 (not including 2024).

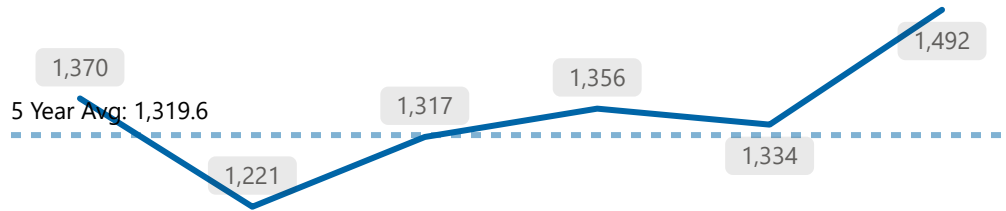
Violent Crime



Total

1,492

*Ward 2



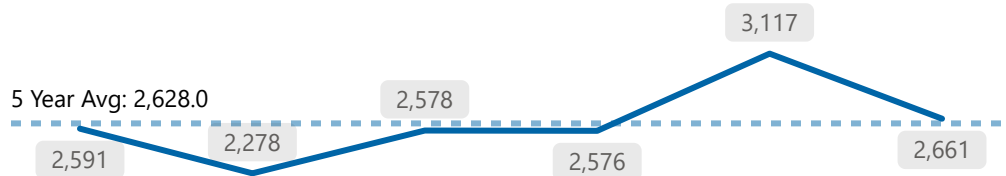
Property Crime



Total

2,661

*Ward 2



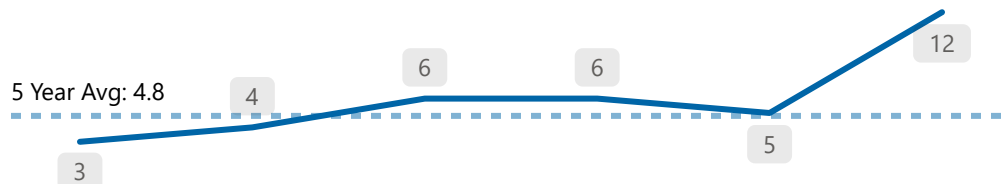
Shootings



Total

12

*Ward 2



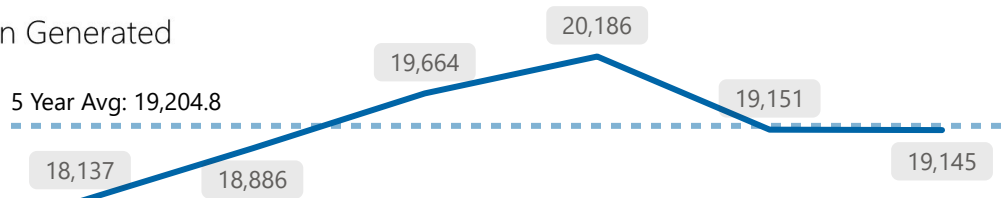
Calls for Service *Citizen Generated



Total

19,145

*Ward 2



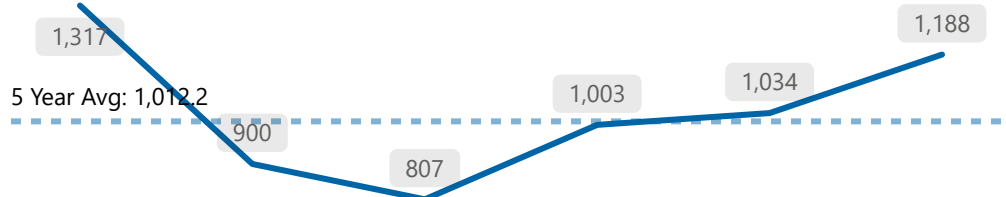
Collisions



Total

1,188

*Ward 2



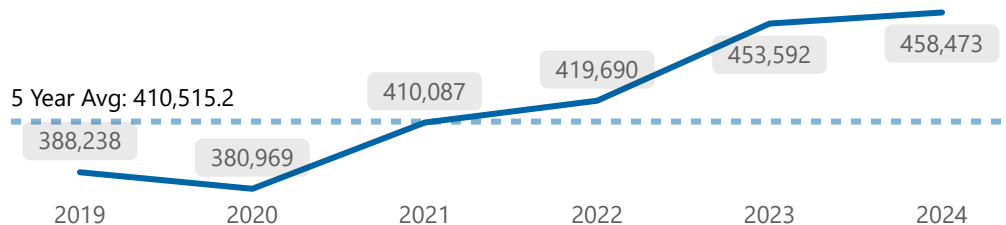
911 Calls



Total

458,473

*Service-Wide





The following figures refer to Ward 2, June 2025 data. Totals for This Year refer to 2025 YTD.



Crime Indicators

Total This Year **976**
Total This Month **180**

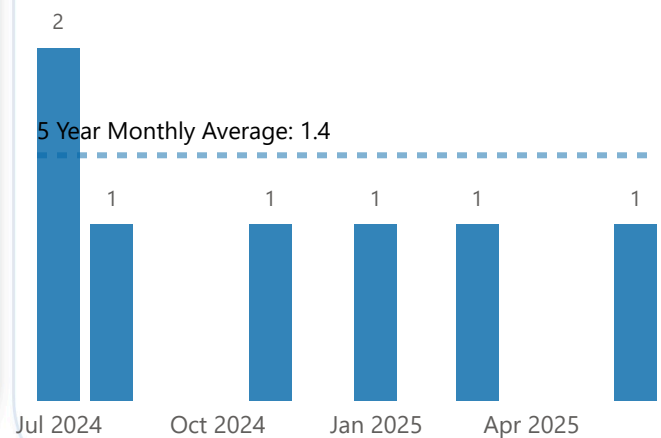
Crime Indicator	Total This Year	Total This Month
Assault	501	84
Theft From Auto	212	47
Auto Theft	70	14
Sexual Violation	70	14
Break and Enter	88	11
Robbery	31	9
Theft Over	4	1



Shootings

Total This Year **3**
Total This Month **1**

12 Month Shooting Trend

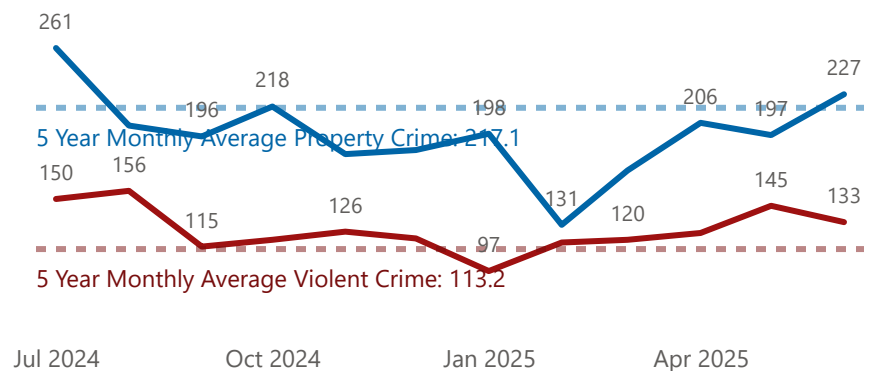


Violent Crime & Property Crime

12 Month Crime Trend

● Total Property Crime ● Total Violent Crime

Total Property Crime This Year	1,130
Total Property Crime This Month	227
Total Violent Crime This Year	738
Total Violent Crime This Month	133





The following figures refer to Ward 2, June 2025 data.



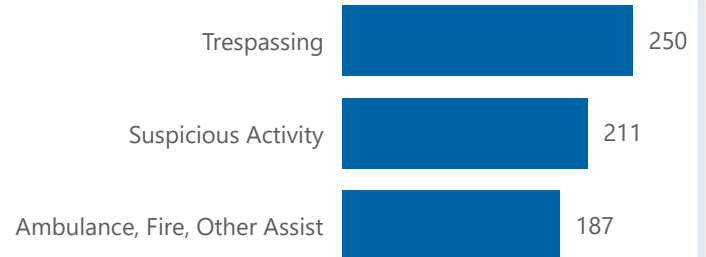
Calls for Service

*Citizen Generated

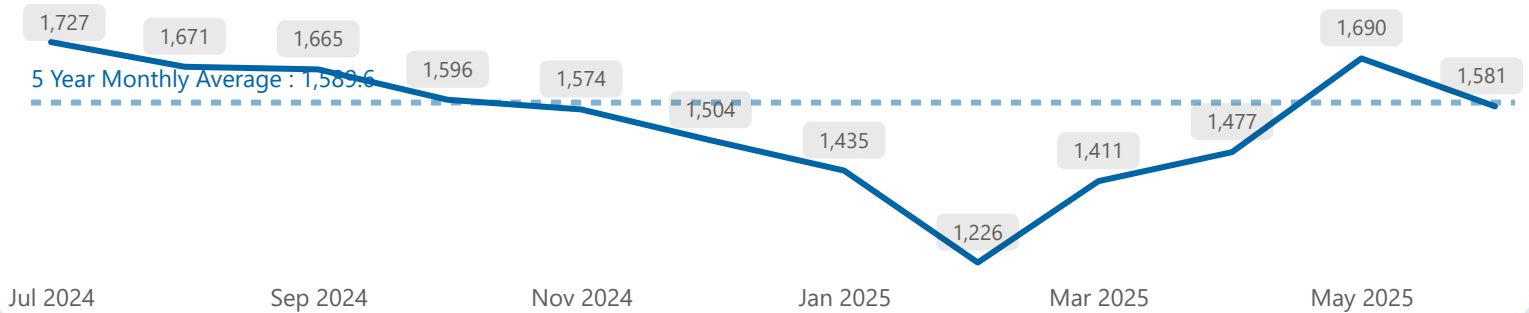
Total This Year **8,820**

Total This Month **1,581**

Top 3 Monthly Event Types



12 Month CFS Trend



Collisions

Total This Year **579**

Total This Month **93**

Monthly Collision Types



12 Month Collisions Trend

