



5 Year Trends

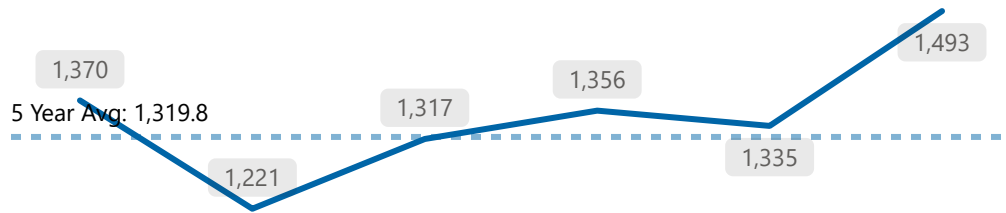
The following figures refer to data from 2019 - 2024. The total values refer to the total for 2024. The 5 Year average is calculated based on data from 2019 - 2023 (not including 2024).

Violent Crime



Total
1,493

*Ward 2

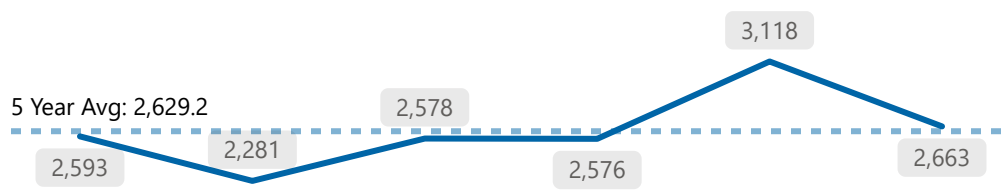


Property Crime



Total
2,663

*Ward 2

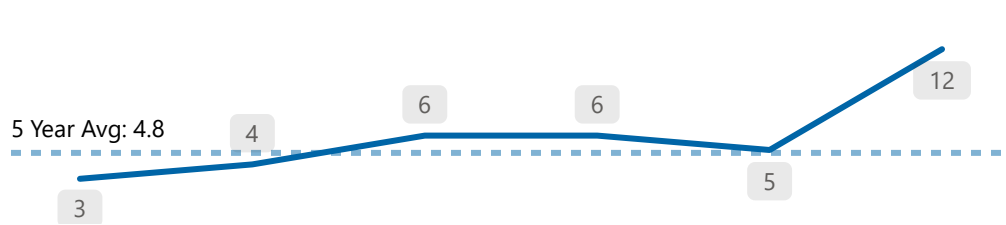


Shootings



Total
12

*Ward 2

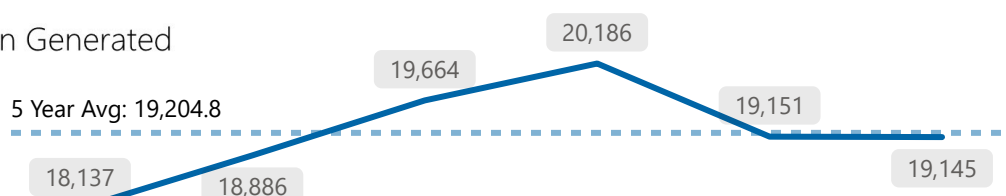


Calls for Service *Citizen Generated



Total
19,145

*Ward 2

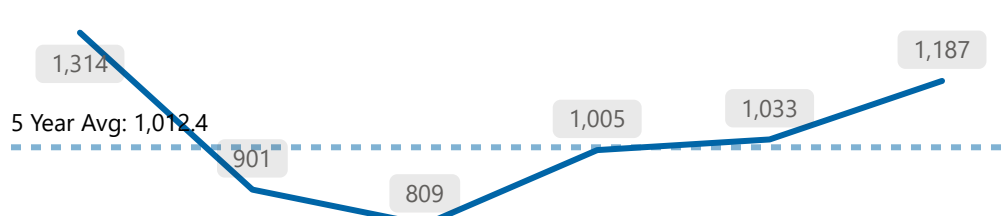


Collisions



Total
1,187

*Ward 2

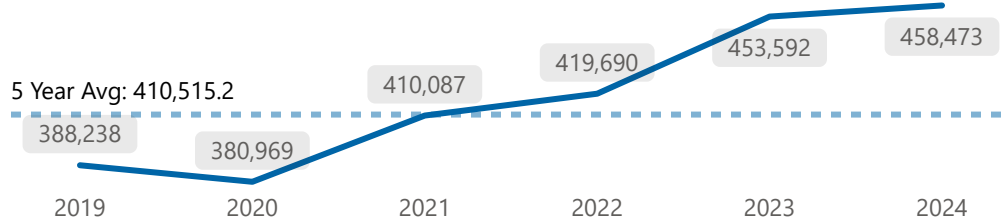


911 Calls



Total
458,473

*Service-Wide





Monthly Crime Trends

Ward 2 - September 2025

The following figures refer to Ward 2, September 2025 data. Totals for This Year refer to 2025 YTD.

Crime Indicators

Total This Year **1,544**
Total This Month **204**

Crime Indicator	Total This Year	Total This Month
Assault	784	103
Theft From Auto	351	52
Break and Enter	135	19
Auto Theft	114	14
Sexual Violation	101	11
Robbery	51	5
Theft Over	8	

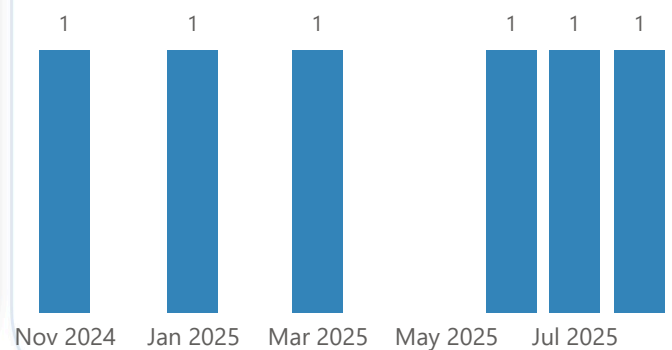


Shootings

Total This Year **5**
Total This Month **1**

12 Month Shooting Trend

5 Year Monthly Average: 1.4

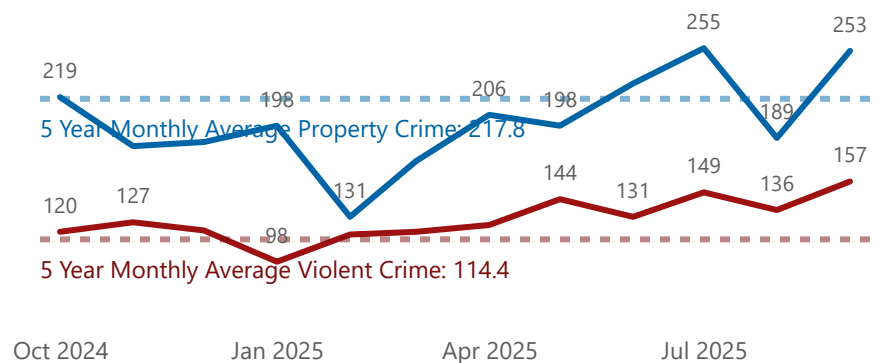


Violent Crime & Property Crime

12 Month Crime Trend

● Total Property Crime ● Total Violent Crime

Total Property Crime This Year **1,831**
Total Property Crime This Month **253**
Total Violent Crime This Year **1,178**
Total Violent Crime This Month **157**





The following figures refer to Ward 2, September 2025 data.



Calls for Service

*Citizen Generated

Total This Year **14,051**

Total This Month **1,720**

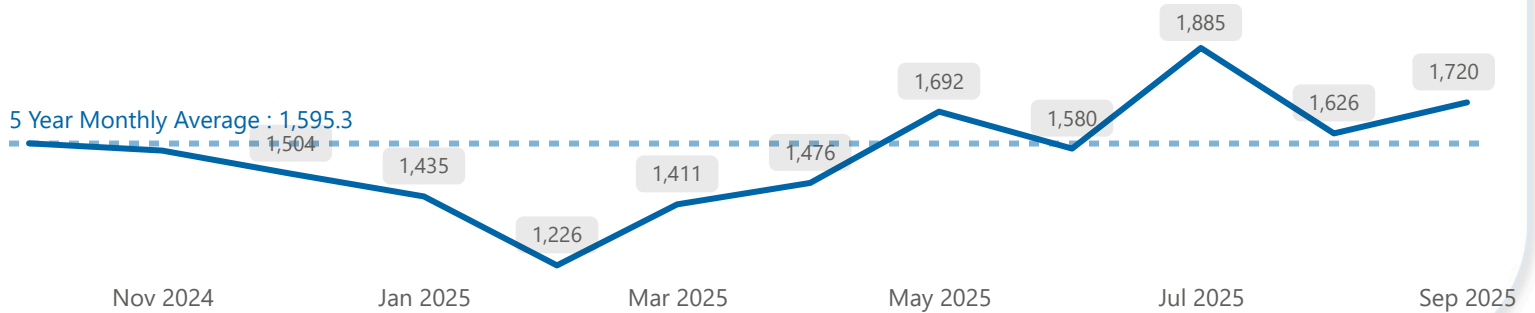
Top 3 Monthly Event Types

Trespassing 278

Suspicious Activity 219

Ambulance, Fire, Other Assist 199

12 Month CFS Trend



Collisions

Total This Year **827**

Total This Month **86**

Monthly Collision Types

Non-Injury 81

Injury 5

12 Month Collisions Trend

