



5 Year Trends

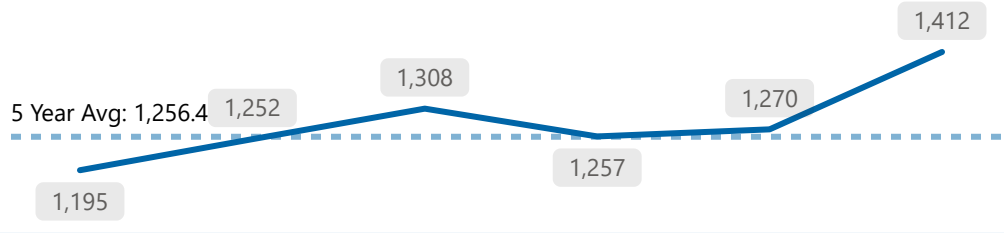
The following figures refer to data from 2020 - 2025. The total values refer to the total for 2025. The 5 Year average is calculated based on data from 2020 - 2024 (not including 2025).

Violent Crime



Total
1,412

*Ward 3

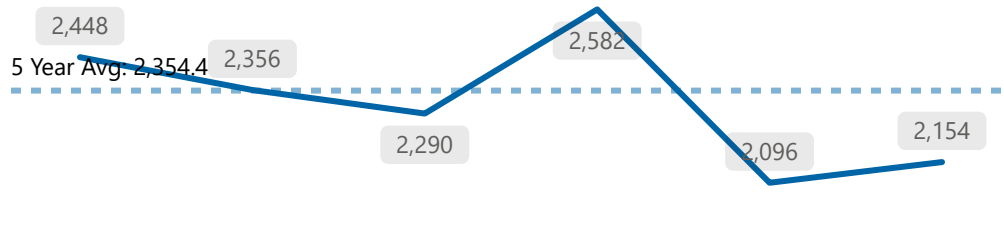


Property Crime



Total
2,154

*Ward 3

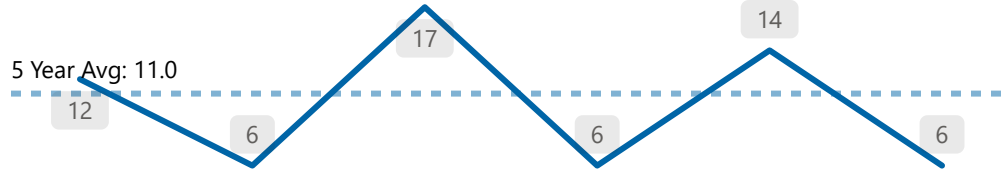


Shootings



Total
6

*Ward 3



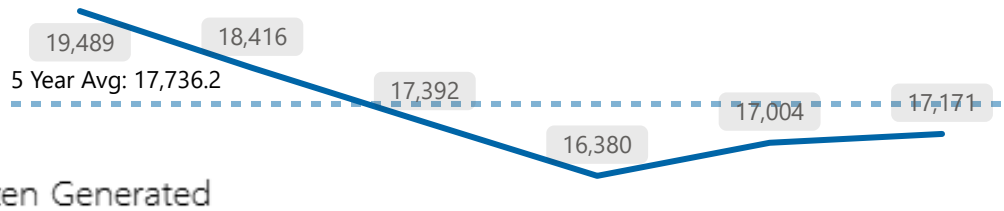
Calls for Service



Total
17,171

*Ward 3

*Citizen Generated

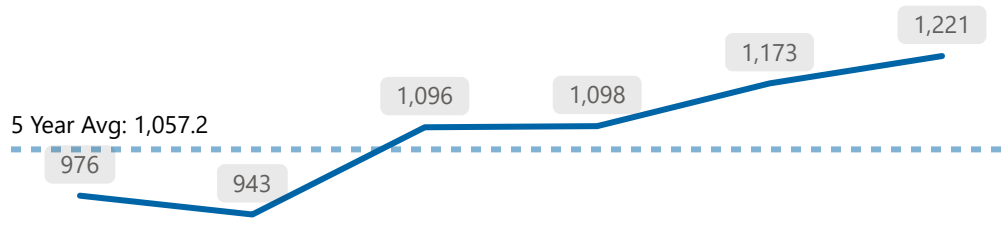


Collisions



Total
1,221

*Ward 3

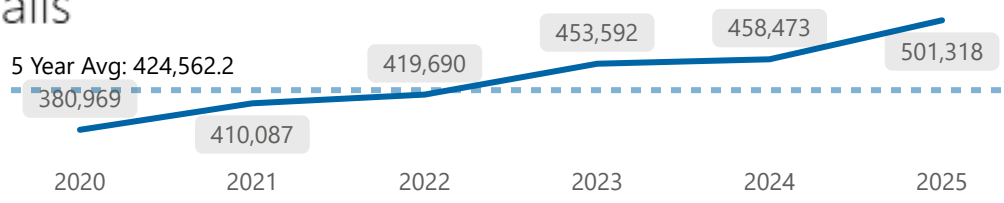


Emerg/Non-Emerg Calls



Total
501,318

*Service-Wide



Above 5 Year Average
 Below 5 Year Average
 Equivalent with 5 Year Average



The following figures refer to Ward 3, April 2026 data. Totals for This Year refer to 2026 YTD.



Crime Indicators

Total This Year **521**
 Total This Month **131**

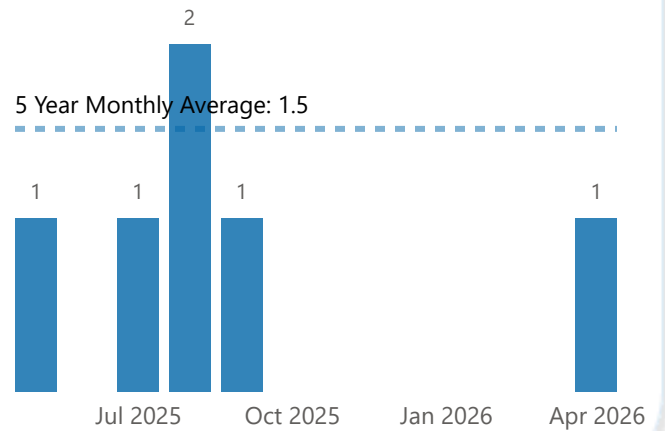
Crime Indicator	Total This Year	Total This Month
Assault	296	80
Theft From Auto	62	16
Break and Enter	71	14
Auto Theft	35	10
Sexual Violation	36	6
Theft Over	6	3
Robbery	15	2



Shootings

Total This Year **1**
 Total This Month **1**

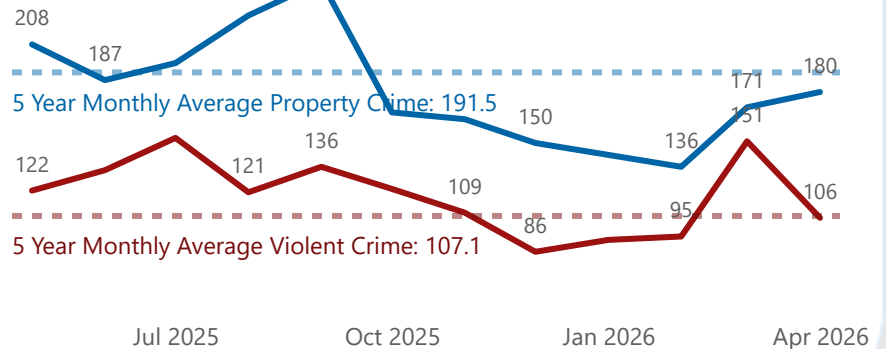
12 Month Shooting Trend



Violent Crime & Property Crime

12 Month Crime Trend

● Total Property Crime ● Total Violent Crime



Total Property Crime This Year	630
Total Property Crime This Month	180
Total Violent Crime This Year	445
Total Violent Crime This Month	106

Above 5 Year Average
 Below 5 Year Average
 Equivalent with 5 Year Average



The following figures refer to Ward 3, April 2026 data.



Calls for Service

*Citizen Generated

Total This Year **5,156**

Total This Month **1,402**

Top 3 Monthly Event Types

Ambulance, Fire, Other Assist

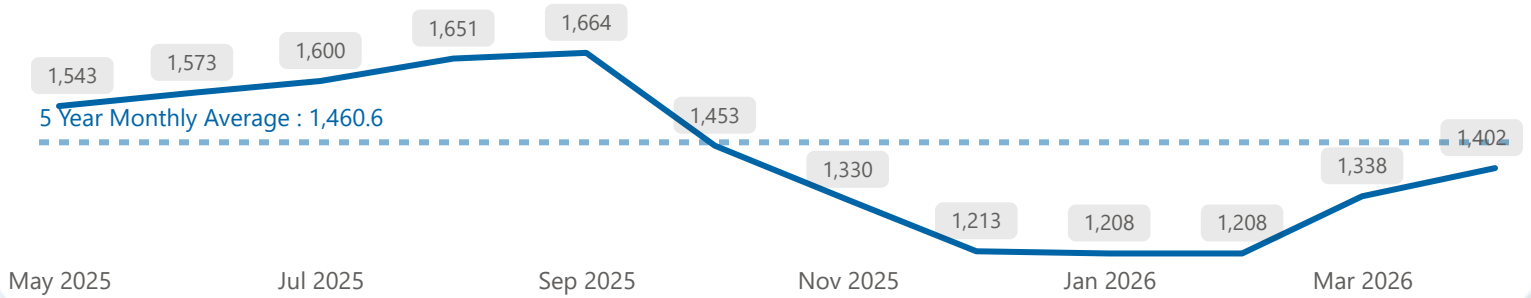
Trespassing

Suspicious Activity

166

133

12 Month CFS Trend



May 2025

Jul 2025

Sep 2025

Nov 2025

Jan 2026

Mar 2026



Collisions

Total This Year **385**

Total This Month **84**

Monthly Collision Types

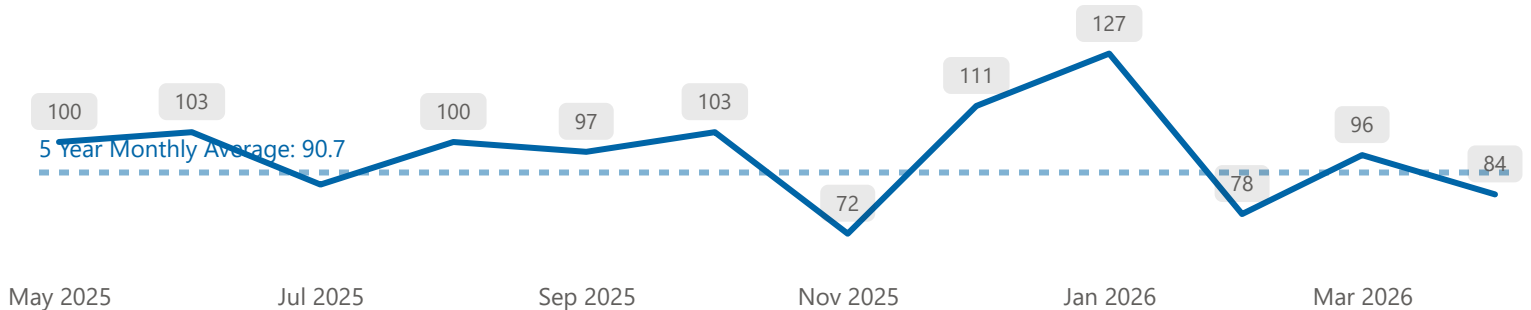
Non-Injury

Injury

77

7

12 Month Collisions Trend



May 2025

Jul 2025

Sep 2025

Nov 2025

Jan 2026

Mar 2026

Above 5 Year Average
 Below 5 Year Average
 Equivalent with 5 Year Average