



5 Year Trends

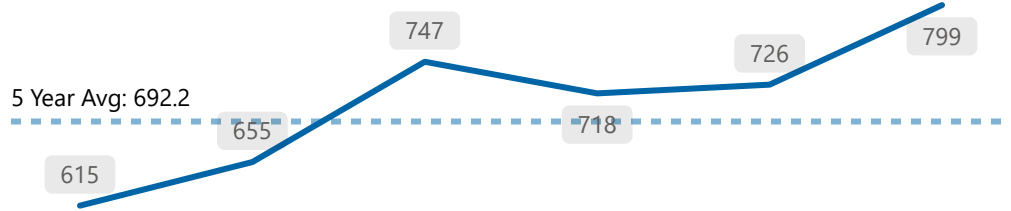
The following figures refer to data from 2020 - 2025. The total values refer to the total for 2025. The 5 Year average is calculated based on data from 2020 - 2024 (not including 2025).

Violent Crime



Total
799

*Ward 4

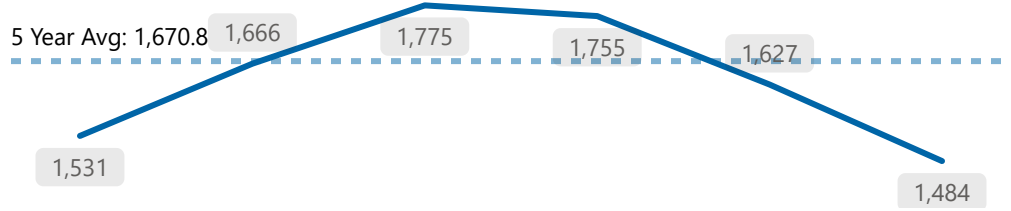


Property Crime



Total
1,484

*Ward 4

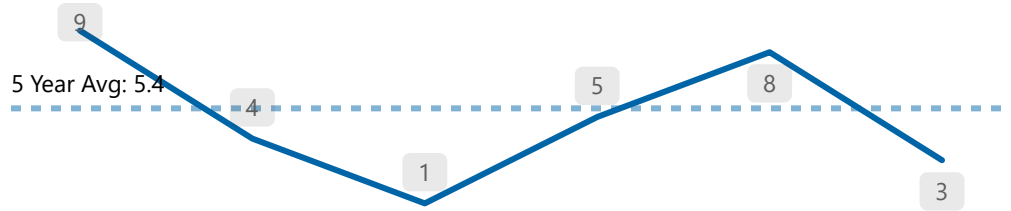


Shootings



Total
3

*Ward 4



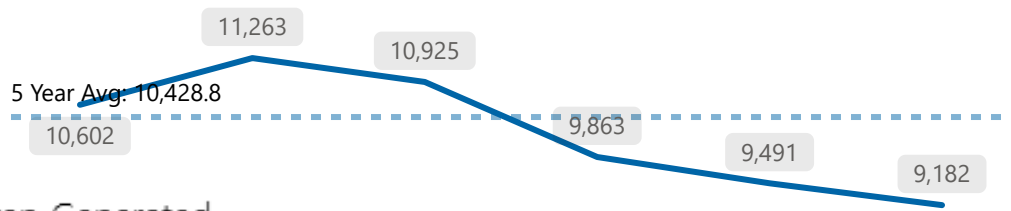
Calls for Service



Total
9,182

*Ward 4

*Citizen Generated

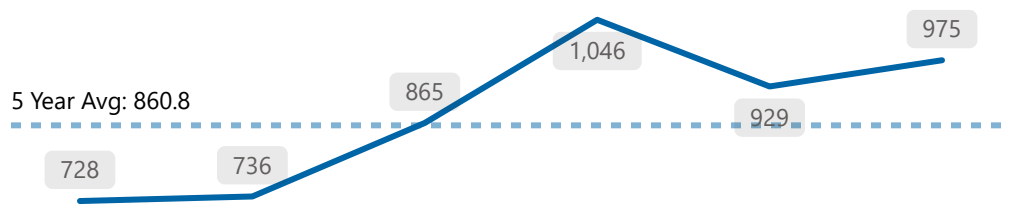


Collisions



Total
975

*Ward 4

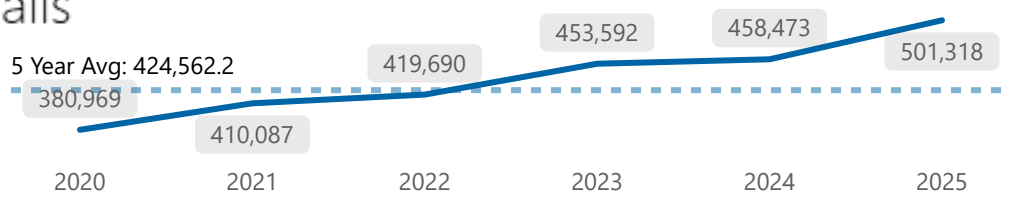


Emerg/Non-Emerg Calls



Total
501,318

*Service-Wide



Above 5 Year Average
 Below 5 Year Average
 Equivalent with 5 Year Average



The following figures refer to Ward 4, April 2026 data. Totals for This Year refer to 2026 YTD.



Crime Indicators

Total This Year **265**
Total This Month **75**

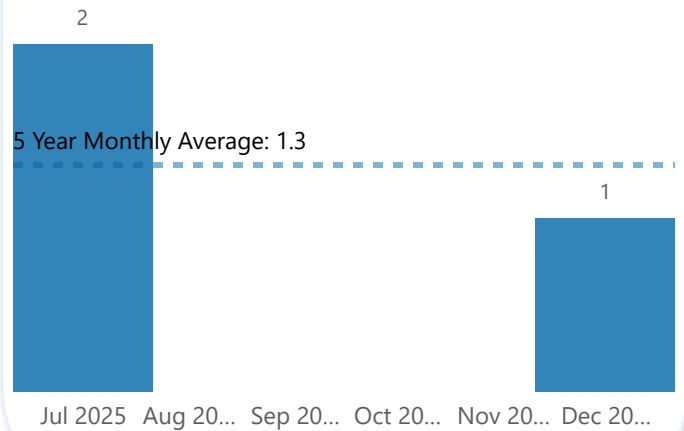
Crime Indicator	Total This Year	Total This Month
Assault	148	52
Auto Theft	29	8
Break and Enter	23	5
Theft From Auto	34	4
Robbery	12	2
Sexual Violation	13	2
Theft Over	6	2



Shootings

Total This Year
Total This Month

12 Month Shooting Trend

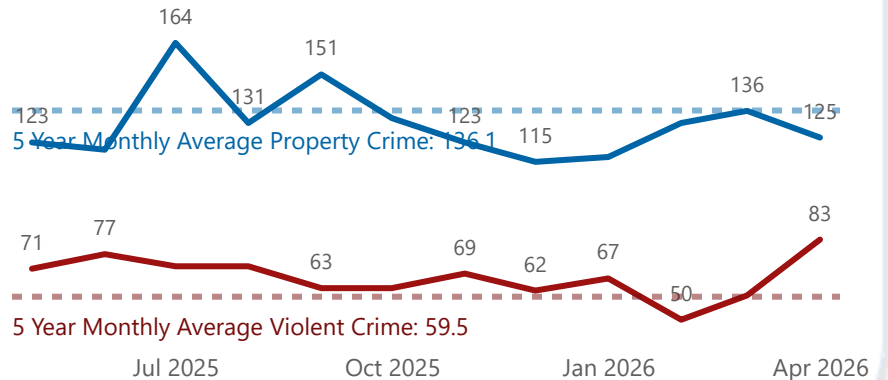


Violent Crime & Property Crime

12 Month Crime Trend

● Total Property Crime ● Total Violent Crime

Total Property Crime This Year **509**
 Total Property Crime This Month **125**
 Total Violent Crime This Year **260**
 Total Violent Crime This Month **83**



Above 5 Year Average
 Below 5 Year Average
 Equivalent with 5 Year Average



The following figures refer to Ward 4, April 2026 data.




Calls for Service

*Citizen Generated

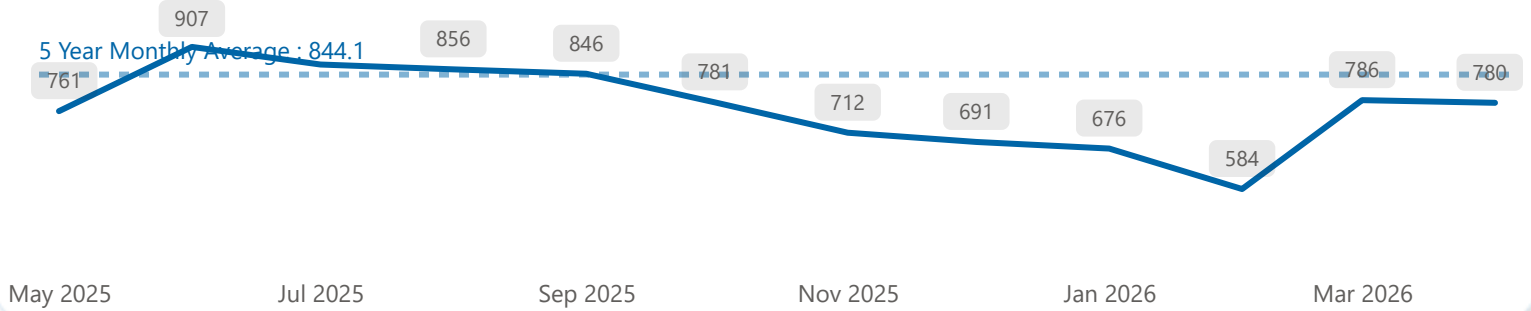
Total This Year **2,826**

Total This Month **780**

Top 3 Monthly Event Types



12 Month CFS Trend



Collisions

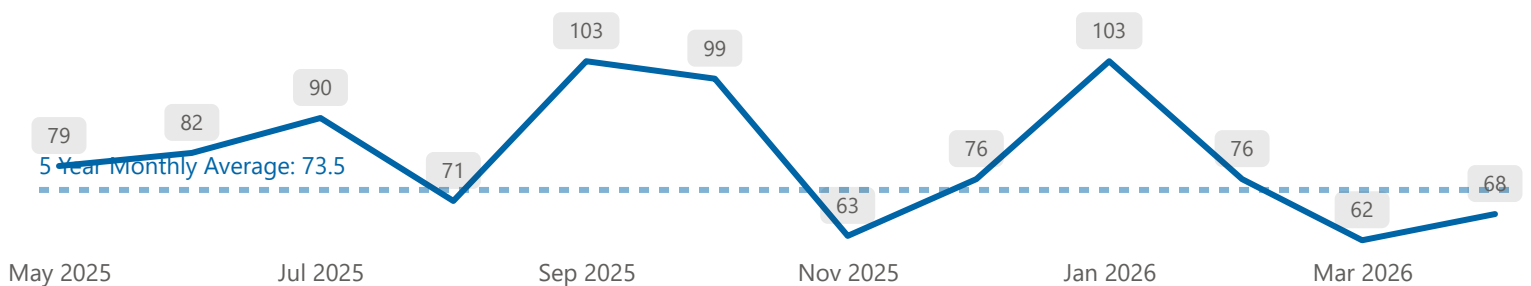
Total This Year **309**

Total This Month **68**

Monthly Collision Types



12 Month Collisions Trend



Above 5 Year Average
 Below 5 Year Average
 Equivalent with 5 Year Average