



5 Year Trends

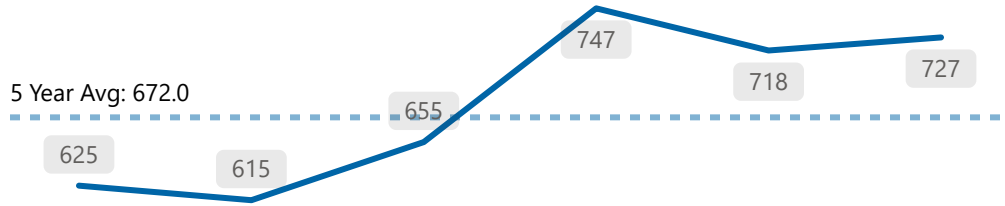
The following figures refer to data from 2019 - 2024. The total values refer to the total for 2024. The 5 Year average is calculated based on data from 2019 - 2023 (not including 2024).

Violent Crime



Total
727

*Ward 4

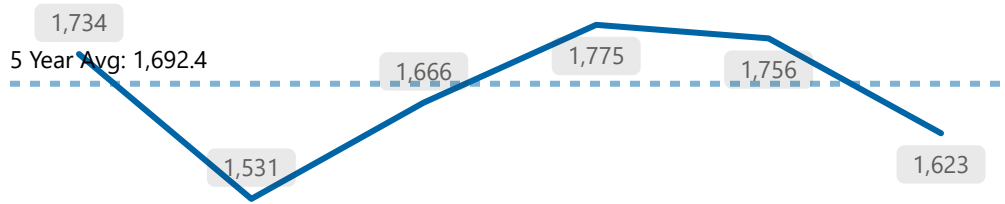


Property Crime



Total
1,623

*Ward 4

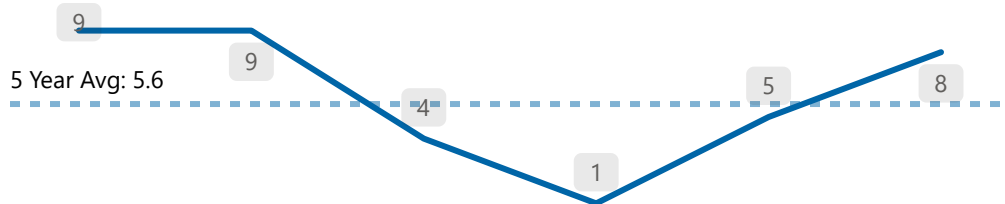


Shootings



Total
8

*Ward 4



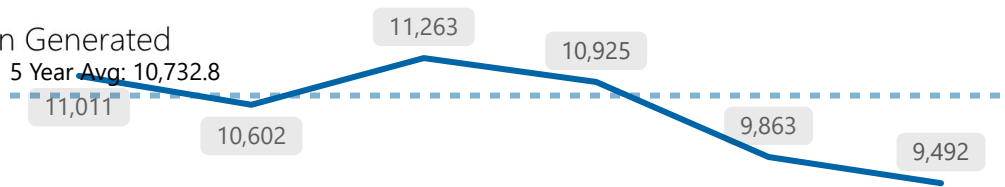
Calls for Service



Total
9,492

*Ward 4

*Citizen Generated

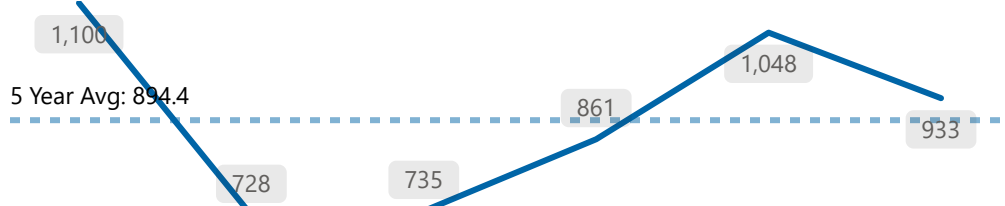


Collisions



Total
933

*Ward 4

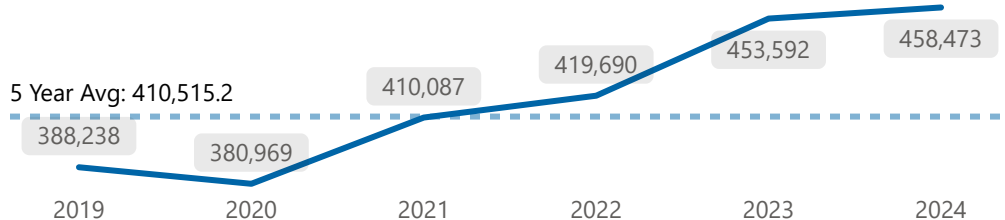


911 Calls



Total
458,473

*Service-Wide





The following figures refer to Ward 4, June 2025 data. Totals for This Year refer to 2025 YTD.



Crime Indicators

Total This Year **458**
Total This Month **97**

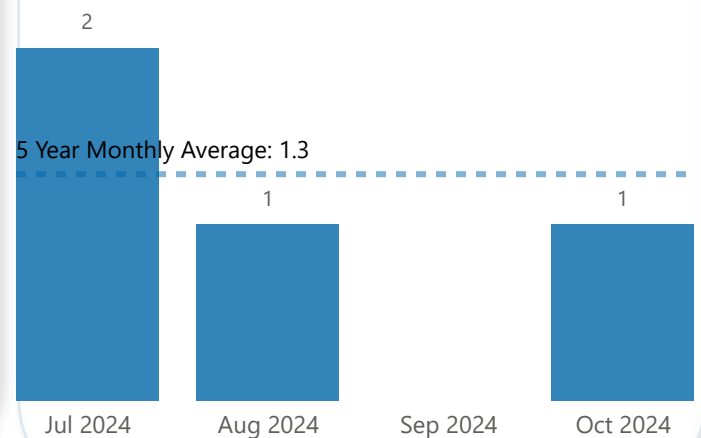
Crime Indicator	Total This Year	Total This Month
Assault	236	50
Theft From Auto	60	17
Auto Theft	52	13
Break and Enter	42	9
Sexual Violation	45	6
Robbery	17	1
Theft Over	6	1



Shootings

Total This Year
Total This Month

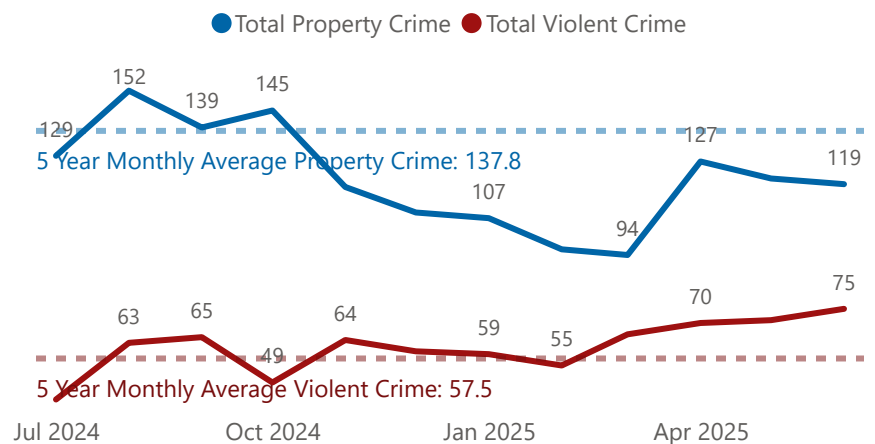
12 Month Shooting Trend



Violent Crime & Property Crime

Total Property Crime This Year	664
Total Property Crime This Month	119
Total Violent Crime This Year	396
Total Violent Crime This Month	75

12 Month Crime Trend





The following figures refer to Ward 4, June 2025 data.



Calls for Service

*Citizen Generated

Total This Year **4,428**

Total This Month **907**

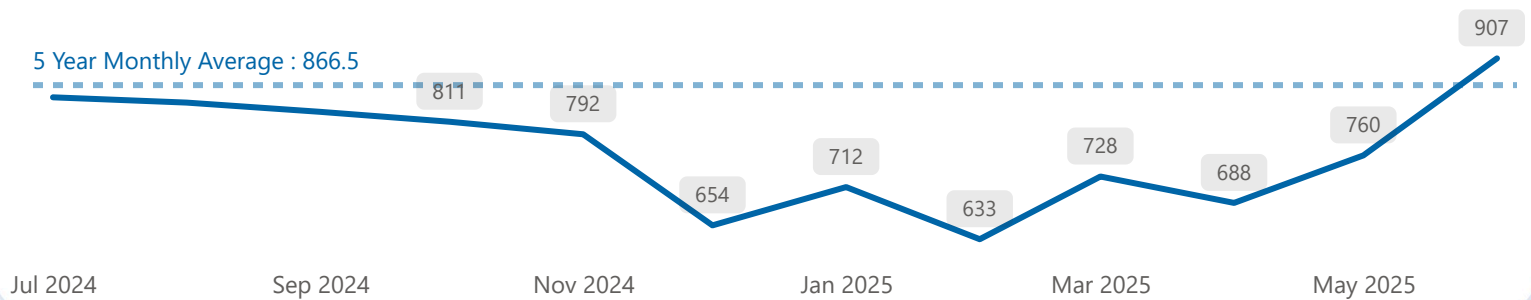
Top 3 Monthly Event Types

Suspicious Activity 109

Domestic 65

Trespassing 58

12 Month CFS Trend



Collisions

Total This Year **469**

Total This Month **79**

Monthly Collision Types

Non-Injury 75

Injury 4

12 Month Collisions Trend

