



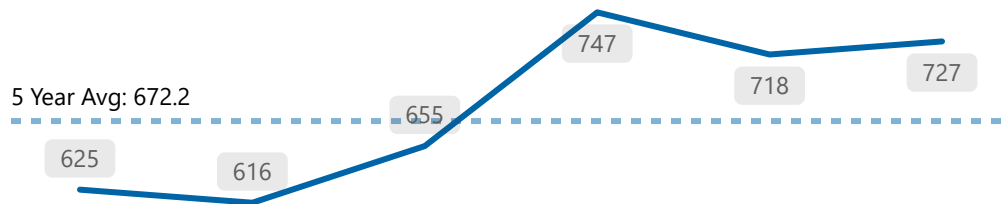
5 Year Trends

The following figures refer to data from 2019 - 2024. The total values refer to the total for 2024. The 5 Year average is calculated based on data from 2019 - 2023 (not including 2024).

Violent Crime



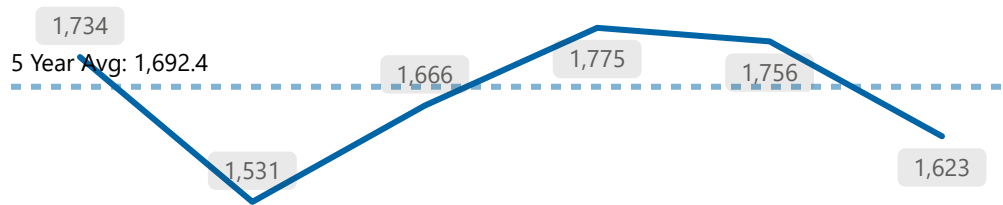
Total
727
*Ward 4



Property Crime



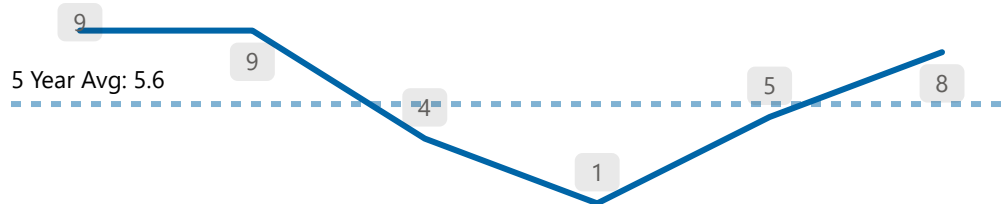
Total
1,623
*Ward 4



Shootings



Total
8
*Ward 4

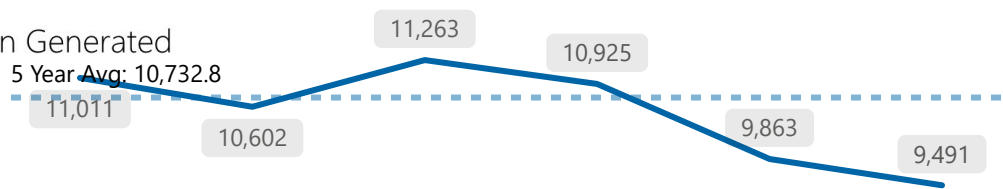


Calls for Service



Total
9,491
*Ward 4

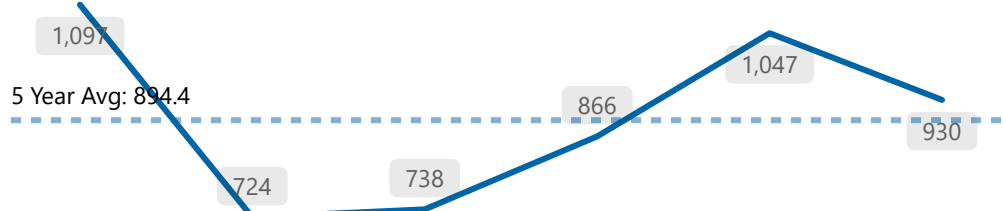
*Citizen Generated
5 Year Avg: 10,732.8



Collisions



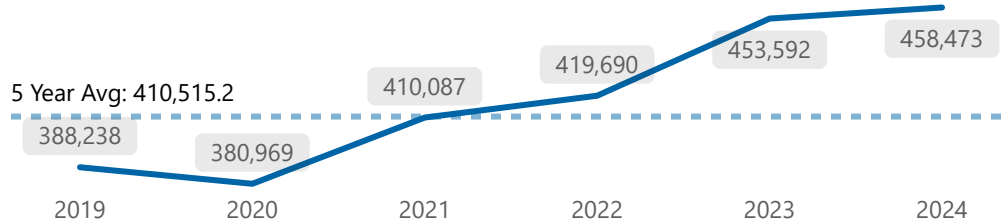
Total
930
*Ward 4



911 Calls



Total
458,473
*Service-Wide





The following figures refer to Ward 4, May 2025 data. Totals for This Year refer to 2025 YTD.



Crime Indicators

Total This Year **360**
Total This Month **82**

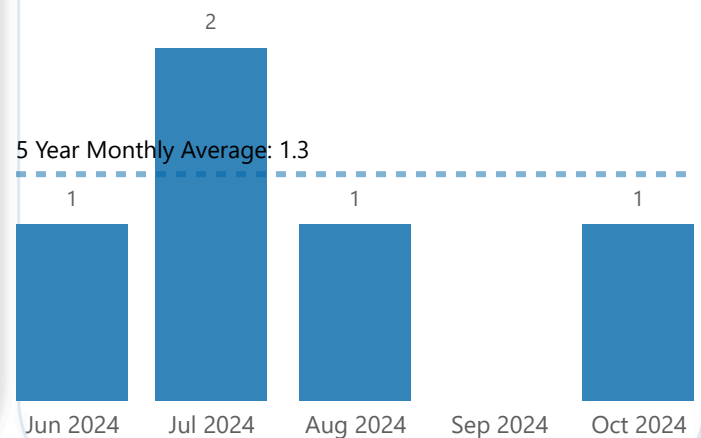
Crime Indicator	Total This Year	Total This Month
Assault	187	44
Break and Enter	33	10
Auto Theft	38	9
Sexual Violation	38	9
Theft From Auto	43	5
Theft Over	5	4
Robbery	16	1



Shootings

Total This Year
Total This Month

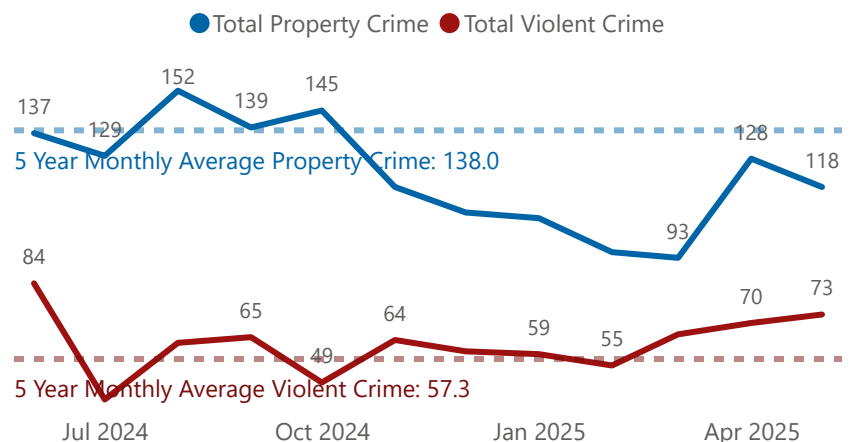
12 Month Shooting Trend



Violent Crime & Property Crime

Total Property Crime This Year **541**
Total Property Crime This Month **118**
Total Violent Crime This Year **323**
Total Violent Crime This Month **73**

12 Month Crime Trend





The following figures refer to Ward 4, May 2025 data.



Calls for Service

*Citizen Generated

Total This Year **3,521**

Total This Month **760**

Top 3 Monthly Event Types

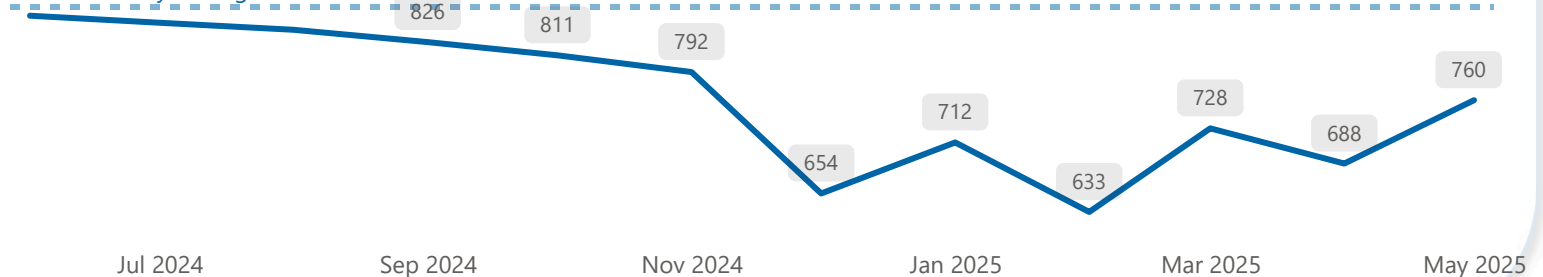
Suspicious Activity **78**

Domestic **57**

Ambulance, Fire, Other Assist **51**

12 Month CFS Trend

5 Year Monthly Average : 865.9



Collisions

Total This Year **391**

Total This Month **77**

Monthly Collision Types

Non-Injury **71**

Injury **6**

12 Month Collisions Trend

5 Year Monthly Average: 75.2

