



5 Year Trends

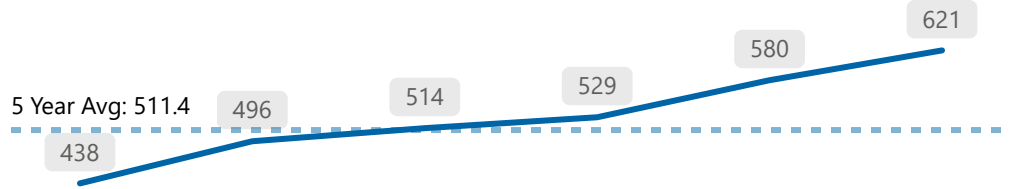
The following figures refer to data from 2020 - 2025. The total values refer to the total for 2025. The 5 Year average is calculated based on data from 2020 - 2024 (not including 2025).

Violent Crime



Total
621

*Ward 5

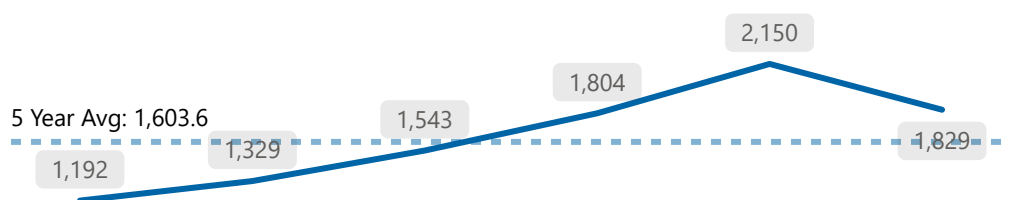


Property Crime



Total
1,829

*Ward 5

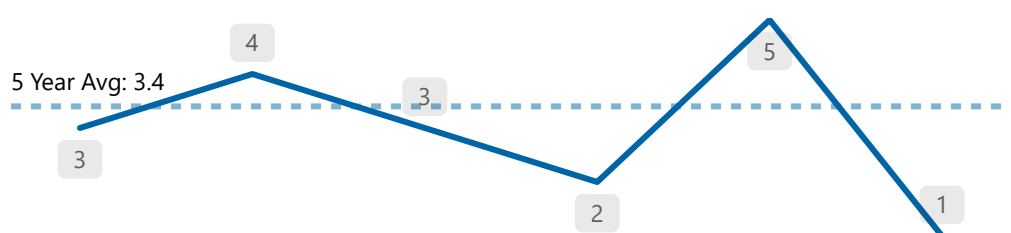


Shootings



Total
1

*Ward 5



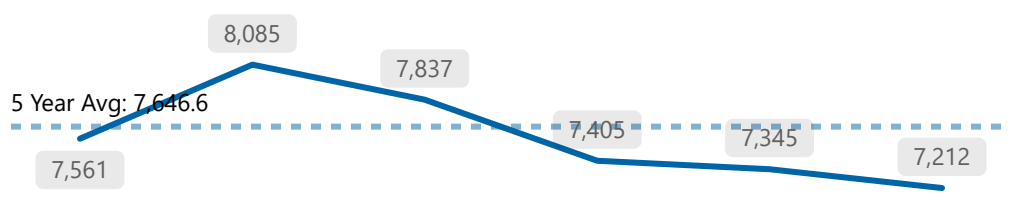
Calls for Service



Total
7,212

*Ward 5

*Citizen Generated

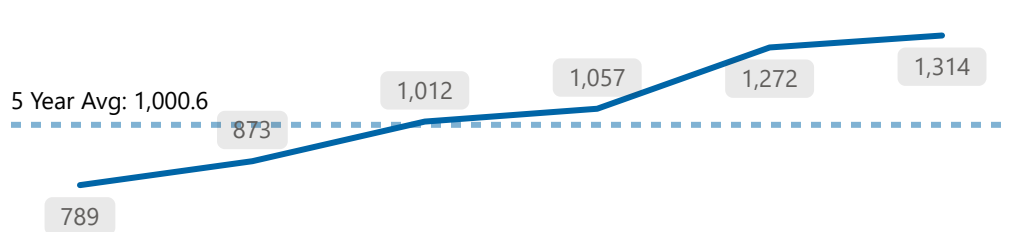


Collisions



Total
1,314

*Ward 5

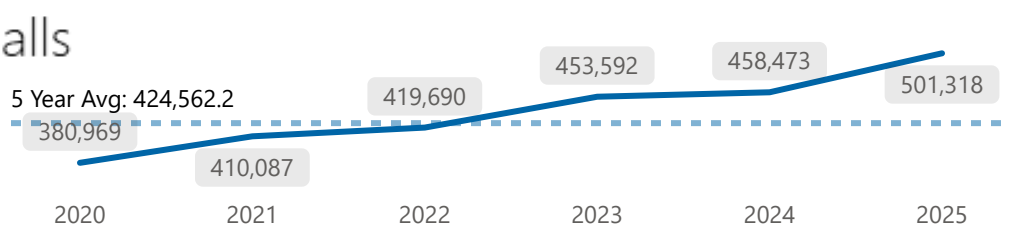


Emerg/Non-Emerg Calls



Total
501,318

*Service-Wide



Above 5 Year Average
 Below 5 Year Average
 Equivalent with 5 Year Average



The following figures refer to Ward 5, April 2026 data. Totals for This Year refer to 2026 YTD.



Crime Indicators

Total This Year **291**
Total This Month **69**

| Crime Indicator | Total This Year | Total This Month |
|------------------|-----------------|------------------|
| Assault | 118 | 36 |
| Auto Theft | 48 | 12 |
| Theft From Auto | 65 | 9 |
| Break and Enter | 21 | 7 |
| Robbery | 10 | 2 |
| Sexual Violation | 24 | 2 |
| Theft Over | 5 | 1 |



Shootings

Total This Year
Total This Month

12 Month Shooting Trend

5 Year Monthly Average: 1.1



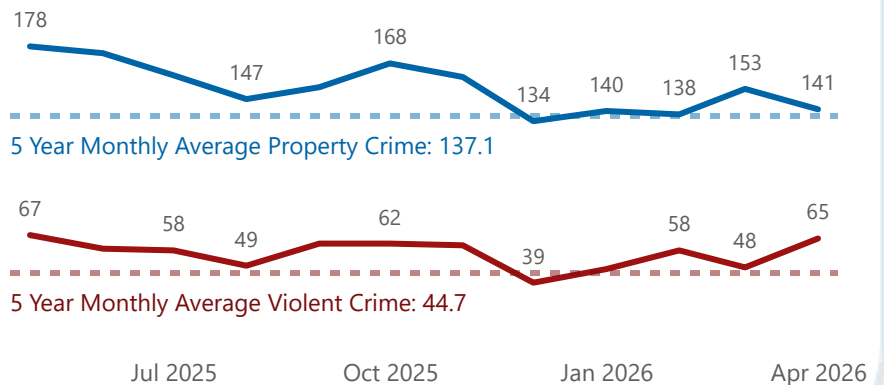
Jul 2025



Violent Crime & Property Crime

12 Month Crime Trend

● Total Property Crime ● Total Violent Crime



Total Property Crime This Year **572**
 Total Property Crime This Month **141**
 Total Violent Crime This Year **218**
 Total Violent Crime This Month **65**

Above 5 Year Average
 Below 5 Year Average
 Equivalent with 5 Year Average



The following figures refer to Ward 5, April 2026 data.



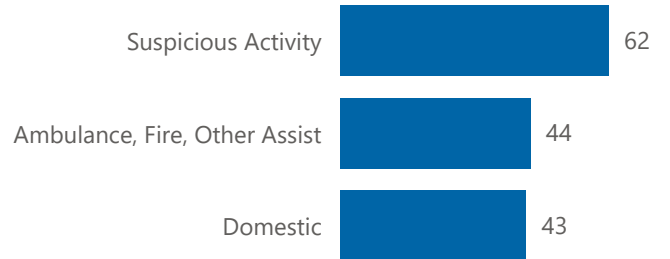
Calls for Service

*Citizen Generated

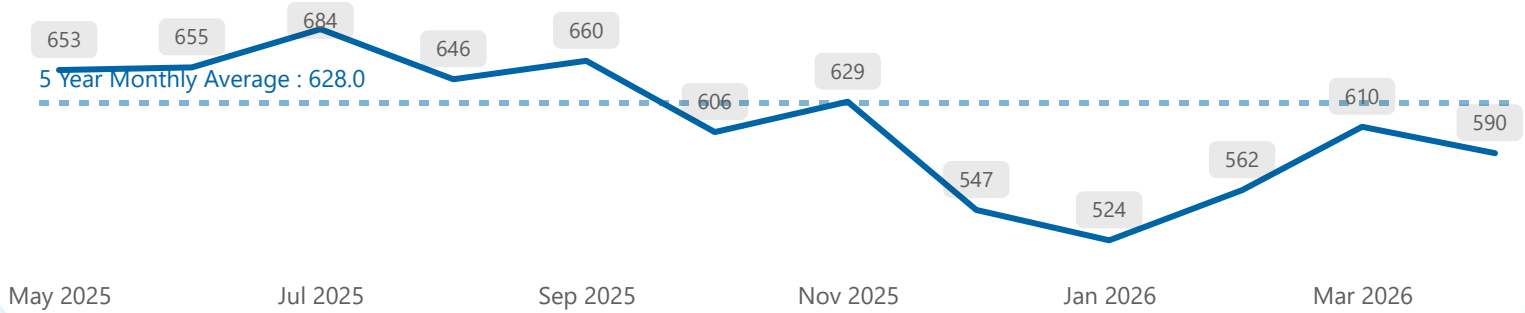
Total This Year **2,286**

Total This Month **590**

Top 3 Monthly Event Types



12 Month CFS Trend



May 2025

Jul 2025

Sep 2025

Nov 2025

Jan 2026

Mar 2026



Collisions

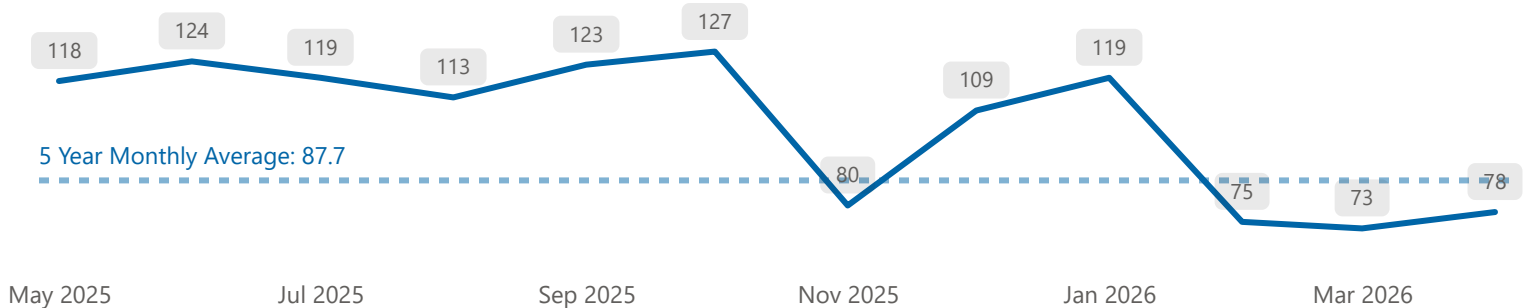
Total This Year **345**

Total This Month **78**

Monthly Collision Types



12 Month Collisions Trend



May 2025

Jul 2025

Sep 2025

Nov 2025

Jan 2026

Mar 2026

Above 5 Year Average
 Below 5 Year Average
 Equivalent with 5 Year Average