



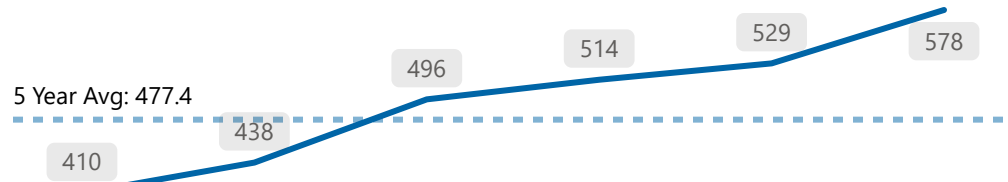
5 Year Trends

The following figures refer to data from 2019 - 2024. The total values refer to the total for 2024. The 5 Year average is calculated based on data from 2019 - 2023 (not including 2024).

Violent Crime



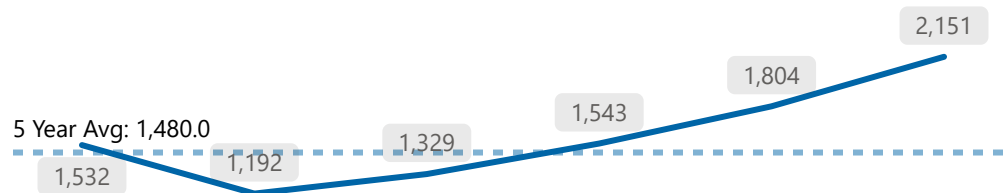
Total
578
*Ward 5



Property Crime



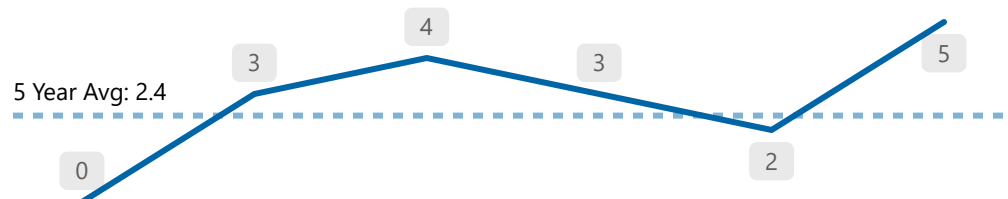
Total
2,151
*Ward 5



Shootings



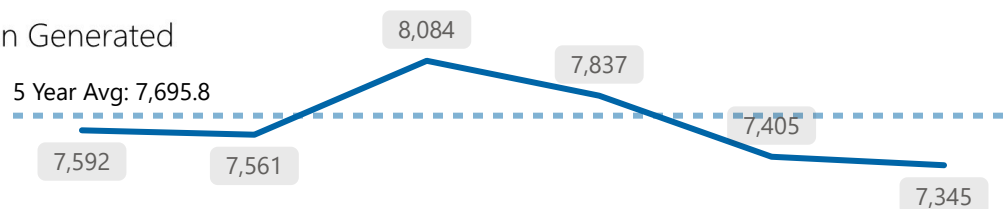
Total
5
*Ward 5



Calls for Service



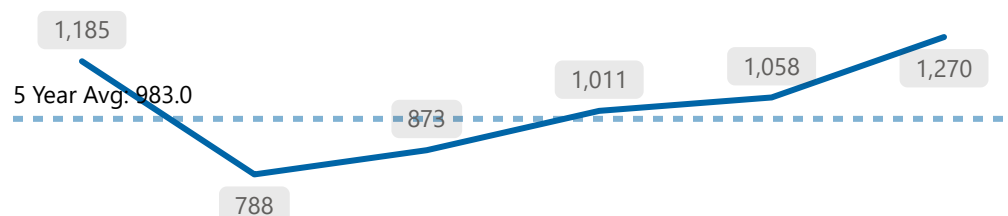
Total
7,345
*Ward 5



Collisions



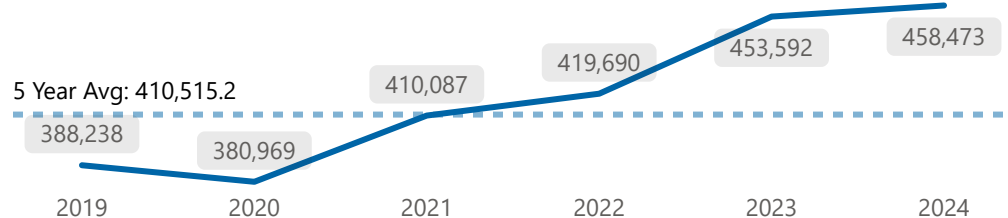
Total
1,270
*Ward 5



911 Calls



Total
458,473
*Service-Wide





The following figures refer to Ward 5, June 2025 data. Totals for This Year refer to 2025 YTD.



Crime Indicators

Total This Year **413**
Total This Month **70**

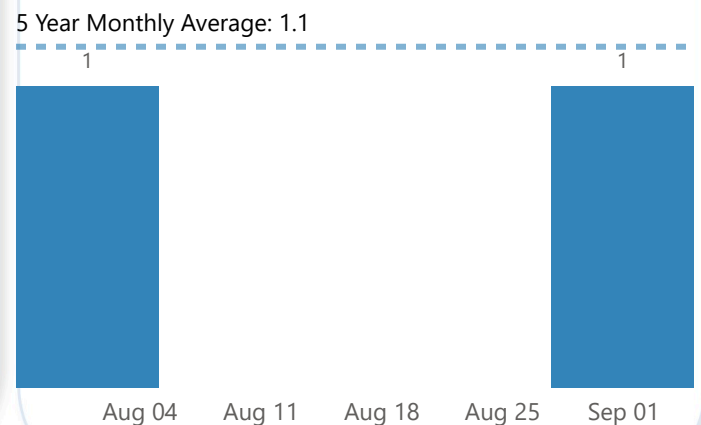
Crime Indicator	Total This Year	Total This Month
Assault	171	31
Auto Theft	74	14
Theft From Auto	82	13
Break and Enter	41	6
Sexual Violation	29	4
Robbery	9	1
Theft Over	7	1



Shootings

Total This Year
Total This Month

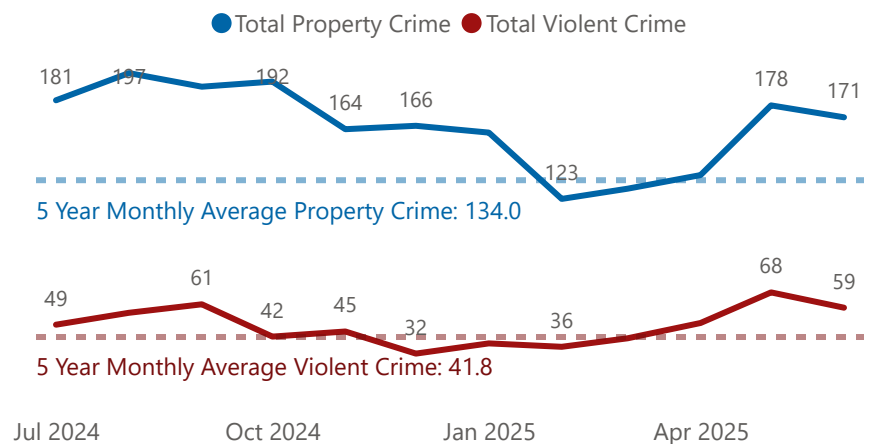
12 Month Shooting Trend



Violent Crime & Property Crime

Total Property Crime This Year	900
Total Property Crime This Month	171
Total Violent Crime This Year	292
Total Violent Crime This Month	59

12 Month Crime Trend





The following figures refer to Ward 5, June 2025 data.




Calls for Service

*Citizen Generated

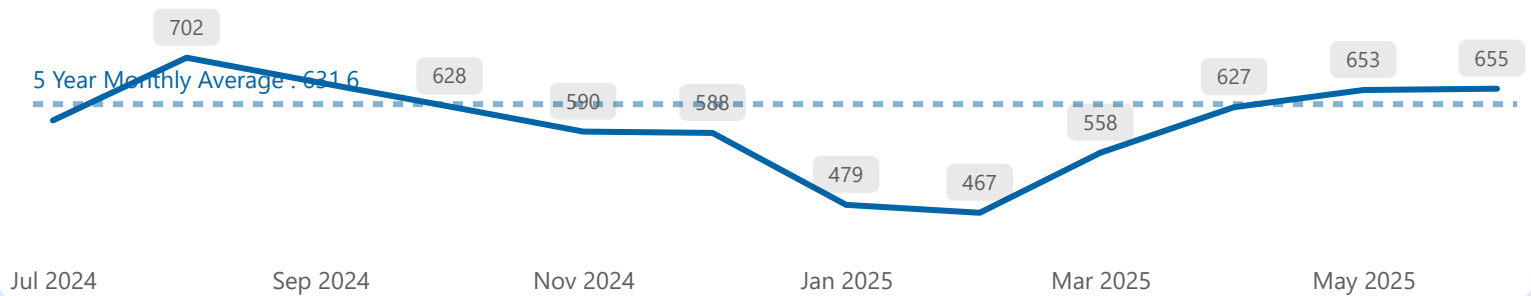
Total This Year **3,439**

Total This Month **655**

Top 3 Monthly Event Types



12 Month CFS Trend



Collisions

Total This Year **637**

Total This Month **122**

Monthly Collision Types



12 Month Collisions Trend

