



# 5 Year Trends

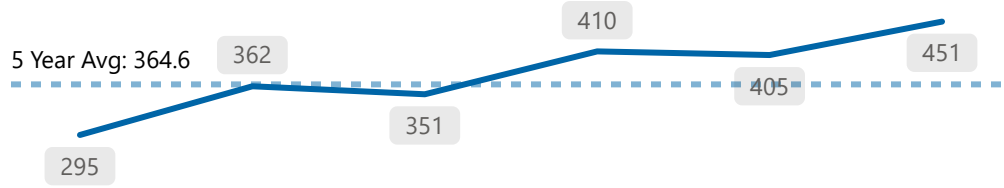
The following figures refer to data from 2020 - 2025. The total values refer to the total for 2025. The 5 Year average is calculated based on data from 2020 - 2024 (not including 2025).

## Violent Crime



Total  
**451**

\*Ward 6

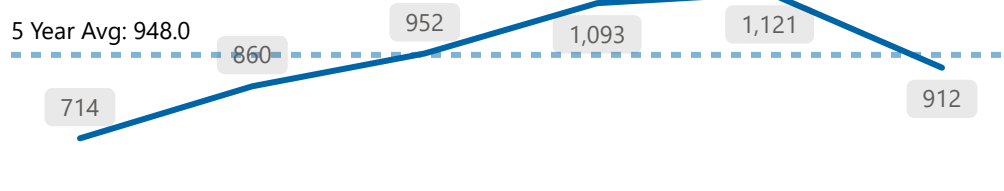


## Property Crime



Total  
**912**

\*Ward 6

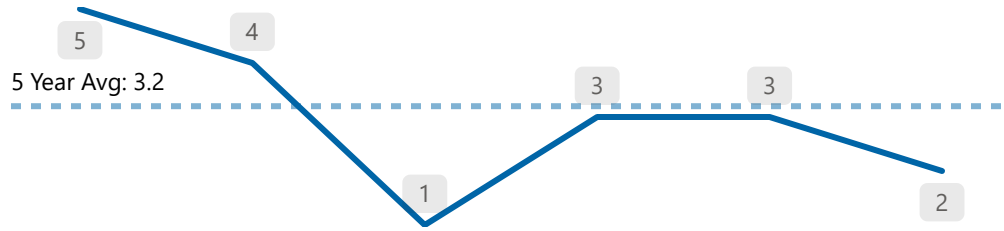


## Shootings



Total  
**2**

\*Ward 6




## Calls for Service



Total  
**4,554**

\*Ward 6

\*Citizen Generated

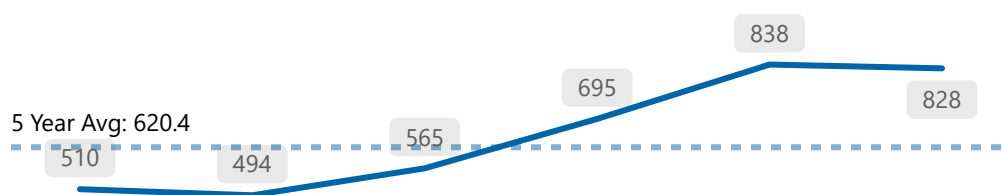


## Collisions



Total  
**828**

\*Ward 6

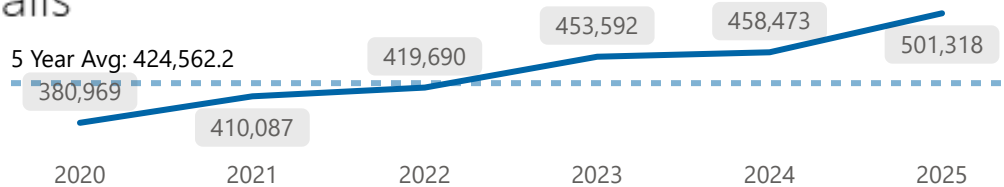


## Emerg/Non-Emerg Calls



Total  
**501,318**

\*Service-Wide



Above 5 Year Average  
 Below 5 Year Average  
 Equivalent with 5 Year Average



The following figures refer to Ward 6, April 2026 data. Totals for This Year refer to 2026 YTD.



### Crime Indicators

Total This Year **185**  
 Total This Month **45**

Crime Indicator	Total This Year	Total This Month
Assault	64	14
Theft From Auto	30	10
Auto Theft	39	9
Break and Enter	31	9
Robbery	9	1
Sexual Violation	8	1
Theft Over	4	1



### Shootings

Total This Year  
 Total This Month

#### 12 Month Shooting Trend

5 Year Monthly Average: 1.1



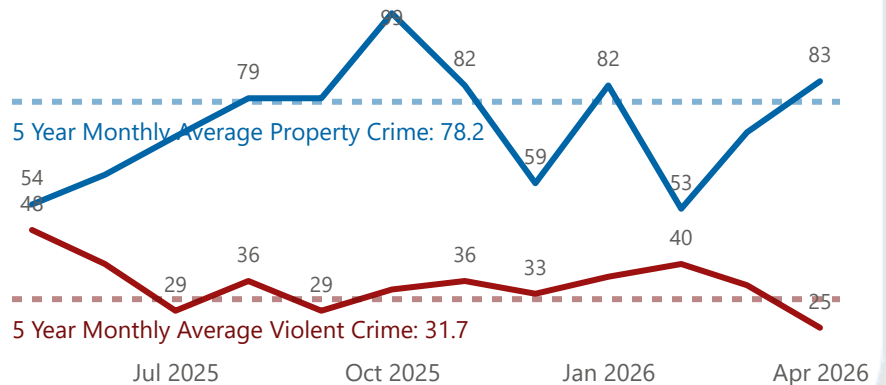
May 2025



### Violent Crime & Property Crime

#### 12 Month Crime Trend

● Total Property Crime ● Total Violent Crime



Total Property Crime This Year **289**  
 Total Property Crime This Month **83**  
 Total Violent Crime This Year **137**  
 Total Violent Crime This Month **25**

Above 5 Year Average  
 Below 5 Year Average  
 Equivalent with 5 Year Average



The following figures refer to Ward 6, April 2026 data.

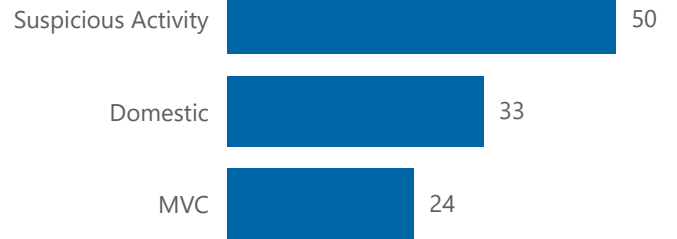


### Calls for Service

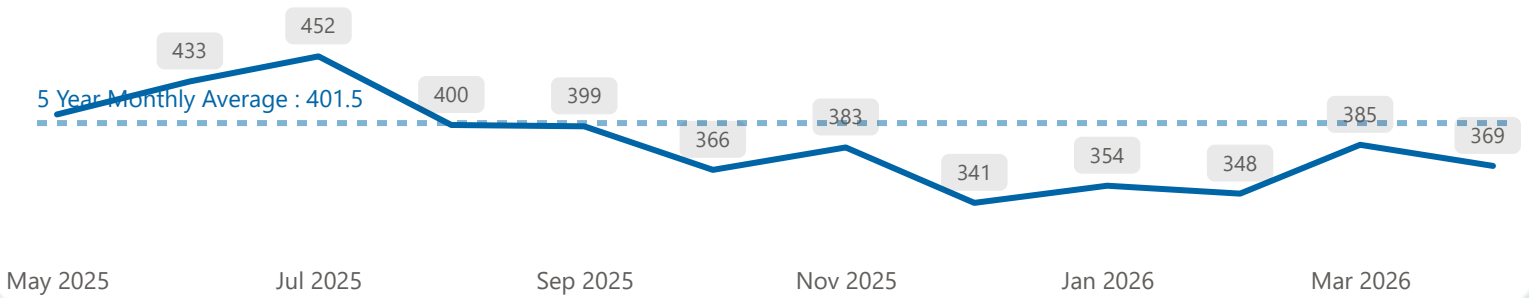
\*Citizen Generated

Total This Year **1,456**  
Total This Month **369**

### Top 3 Monthly Event Types




### 12 Month CFS Trend



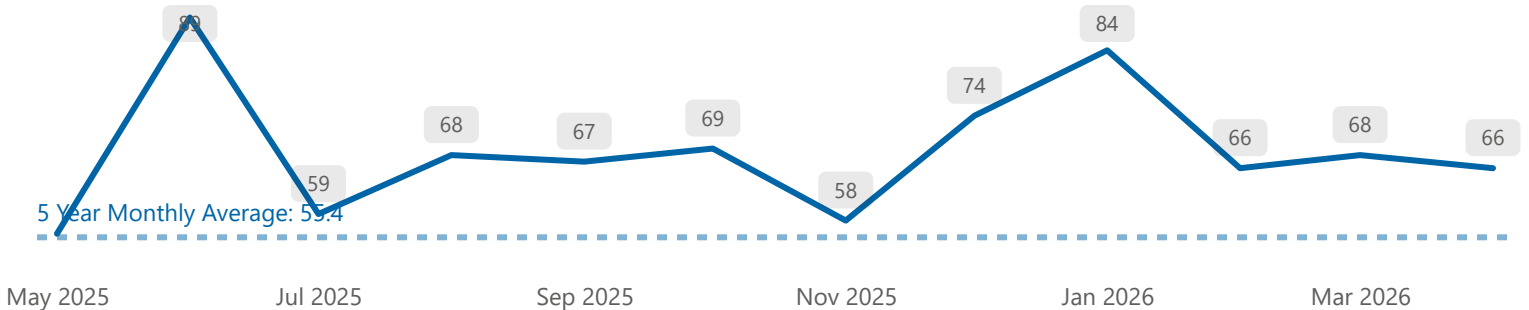
### Collisions

Total This Year **284**  
Total This Month **66**

### Monthly Collision Types



### 12 Month Collisions Trend



Above 5 Year Average  
 Below 5 Year Average  
 Equivalent with 5 Year Average