



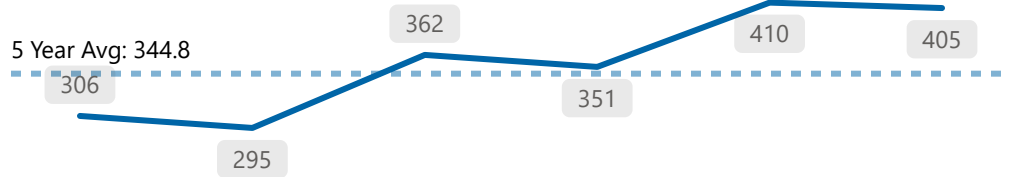
5 Year Trends

The following figures refer to data from 2019 - 2024. The total values refer to the total for 2024. The 5 Year average is calculated based on data from 2019 - 2023 (not including 2024).

Violent Crime




Total
405
*Ward 6



Property Crime




Total
1,120
*Ward 6



Shootings



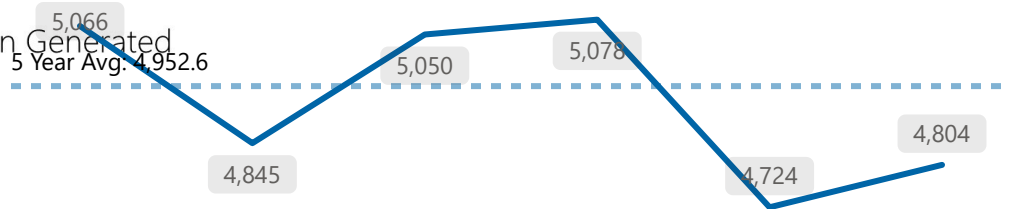
Total
3
*Ward 6



Calls for Service



Total
4,804
*Ward 6



Collisions



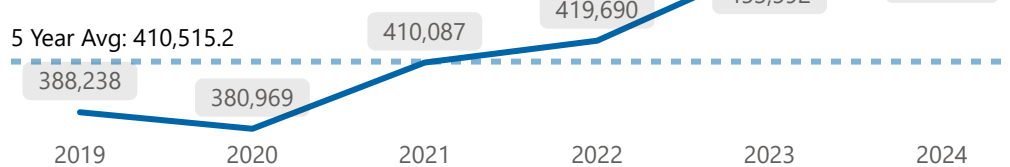
Total
834
*Ward 6



911 Calls



Total
458,473
*Service-Wide





The following figures refer to Ward 6, June 2025 data. Totals for This Year refer to 2025 YTD.



Crime Indicators

Total This Year **322**
Total This Month **52**

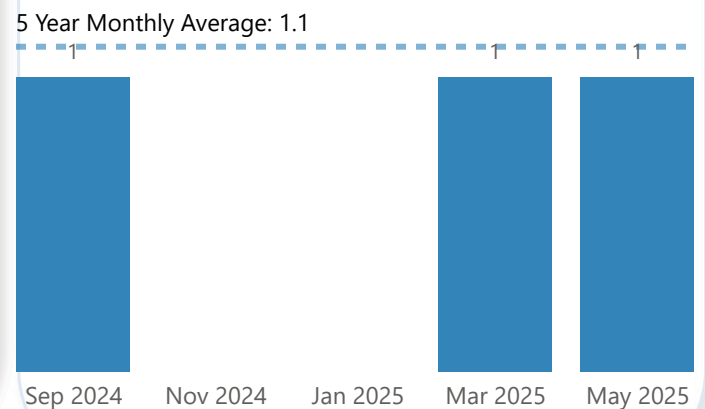
Crime Indicator	Total This Year	Total This Month
Assault	130	23
Auto Theft	62	9
Break and Enter	31	6
Theft From Auto	45	6
Robbery	19	4
Sexual Violation	33	4
Theft Over	2	



Shootings

Total This Year **2**
Total This Month **1**

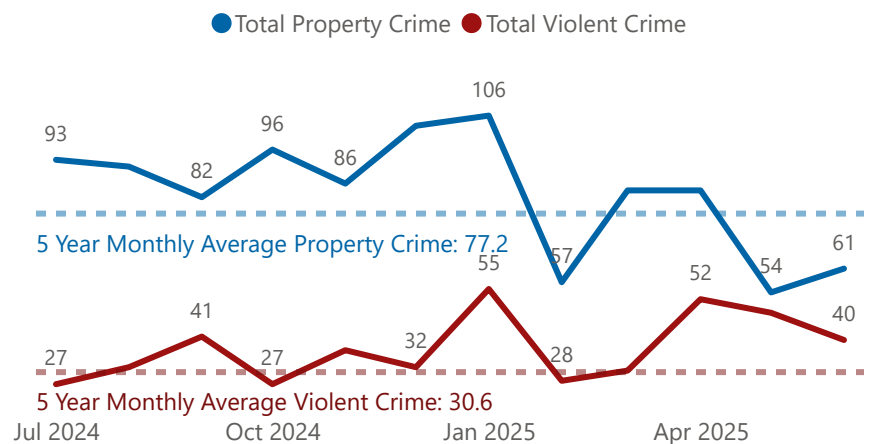
12 Month Shooting Trend



Violent Crime & Property Crime

Total Property Crime This Year **446**
Total Property Crime This Month **61**
Total Violent Crime This Year **254**
Total Violent Crime This Month **40**

12 Month Crime Trend





The following figures refer to Ward 6, June 2025 data.




Calls for Service

*Citizen Generated

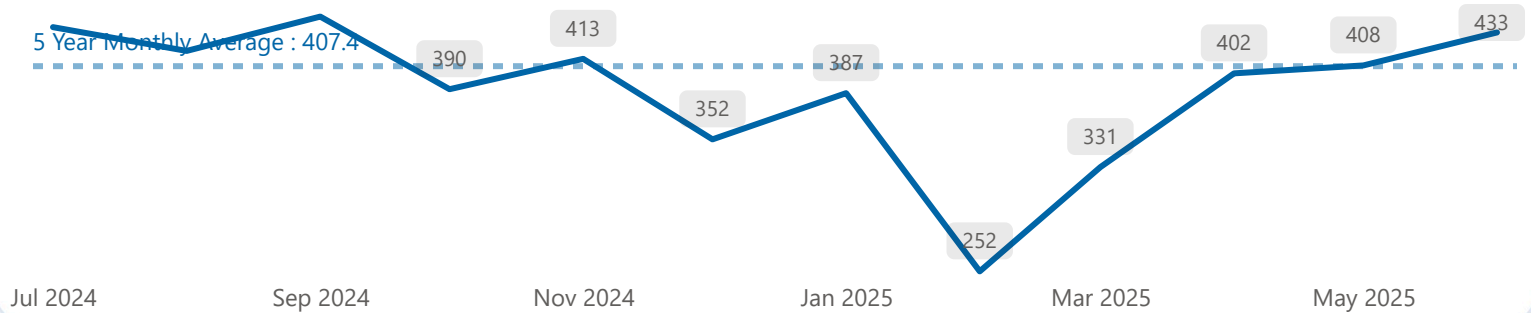
Total This Year **2,213**

Total This Month **433**

Top 3 Monthly Event Types



12 Month CFS Trend



Collisions

Total This Year **430**

Total This Month **86**

Monthly Collision Types



12 Month Collisions Trend

