



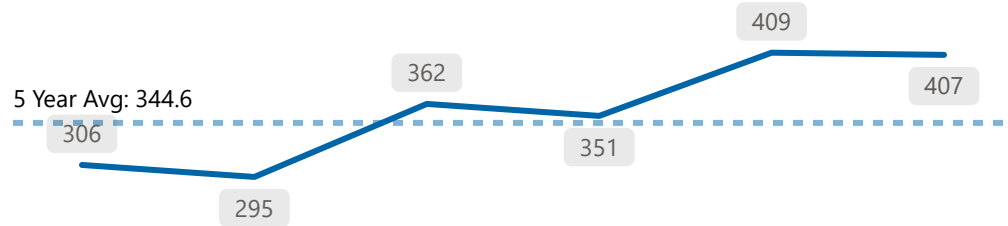
5 Year Trends

The following figures refer to data from 2019 - 2024. The total values refer to the total for 2024. The 5 Year average is calculated based on data from 2019 - 2023 (not including 2024).

Violent Crime



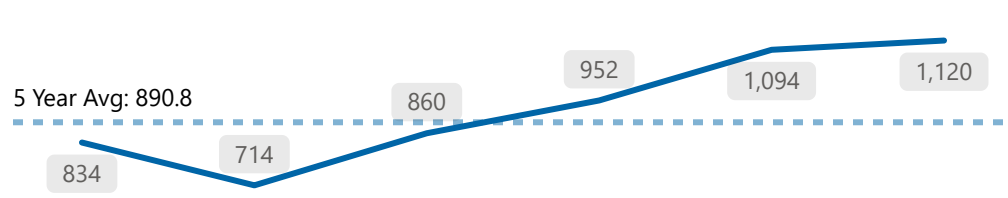
Total
407
*Ward 6



Property Crime



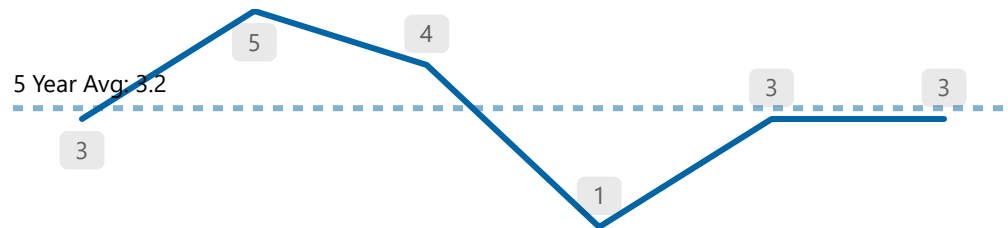
Total
1,120
*Ward 6



Shootings



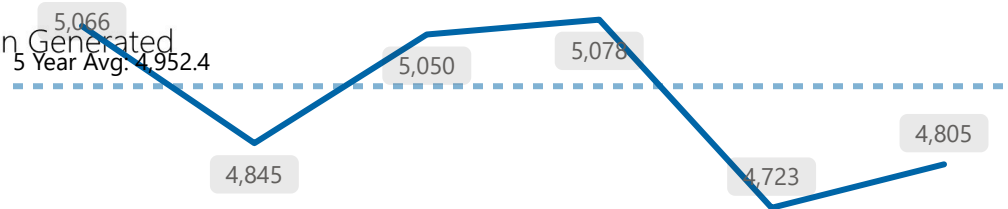
Total
3
*Ward 6



Calls for Service



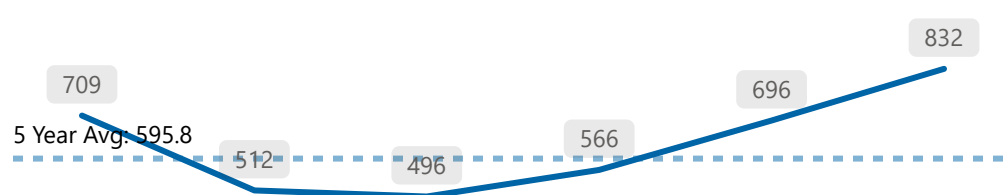
Total
4,805
*Ward 6



Collisions



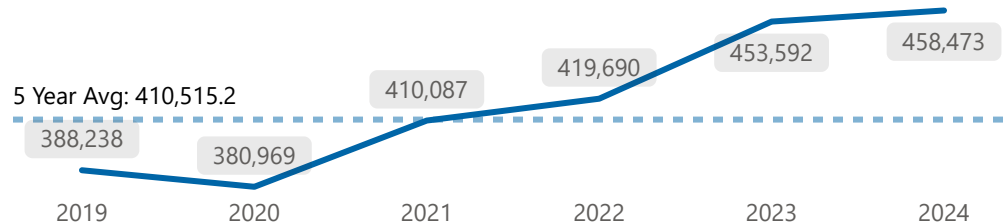
Total
832
*Ward 6



911 Calls



Total
458,473
*Service-Wide





The following figures refer to Ward 6, May 2025 data. Totals for This Year refer to 2025 YTD.



Crime Indicators

Total This Year **271**
Total This Month **45**

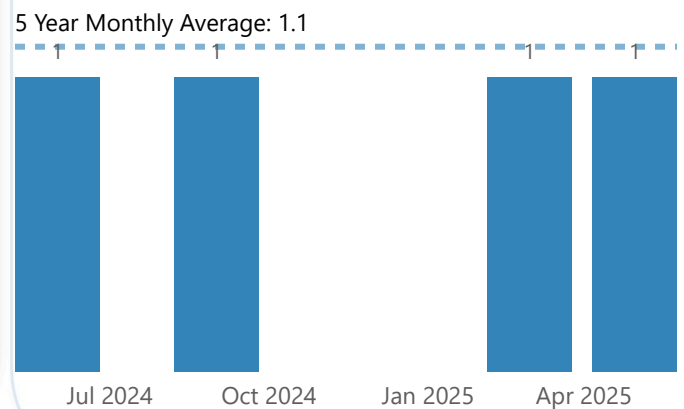
Crime Indicator	Total This Year	Total This Month
Assault	108	24
Theft From Auto	39	7
Auto Theft	53	6
Sexual Violation	29	4
Robbery	15	3
Break and Enter	25	1
Theft Over	2	



Shootings

Total This Year **2**
Total This Month **1**

12 Month Shooting Trend

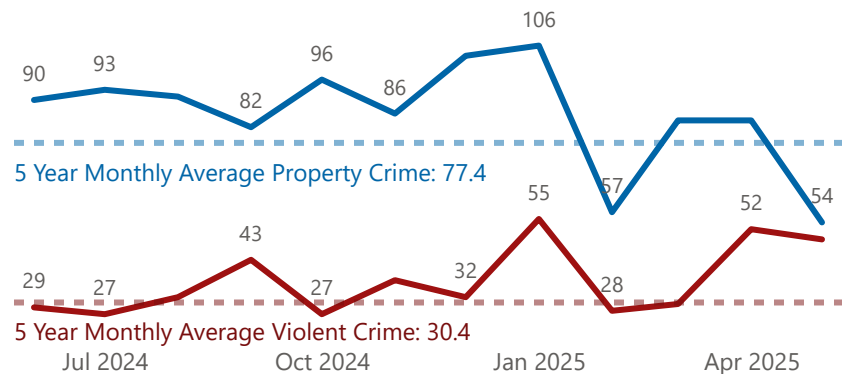


Violent Crime & Property Crime

12 Month Crime Trend

● Total Property Crime ● Total Violent Crime

Total Property Crime This Year **385**
Total Property Crime This Month **54**
Total Violent Crime This Year **214**
Total Violent Crime This Month **49**



Above 5 Year Monthly Average
 Below 5 Year Monthly Average
 Equivalent with 5 Year Monthly Average



The following figures refer to Ward 6, May 2025 data.




Calls for Service

*Citizen Generated

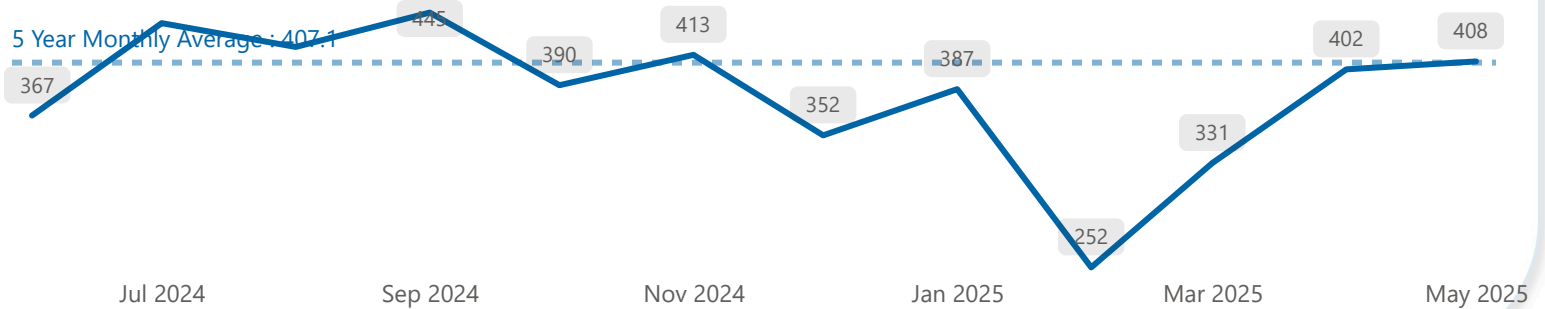
Total This Year **1,780**

Total This Month **▲ 408**

Top 3 Monthly Event Types



12 Month CFS Trend



Collisions

Total This Year **337**

Total This Month **▼ 51**

Monthly Collision Types



12 Month Collisions Trend

