



5 Year Trends

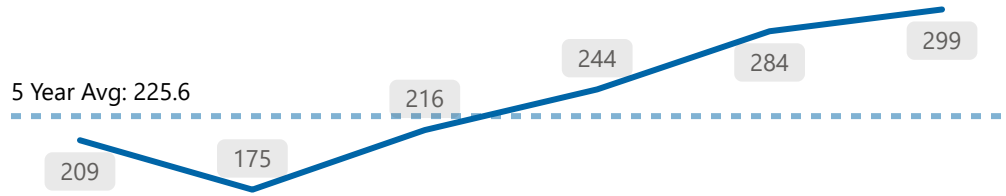
The following figures refer to data from 2019 - 2024. The total values refer to the total for 2024. The 5 Year average is calculated based on data from 2019 - 2023 (not including 2024).

Violent Crime



Total
299

*Ward 9

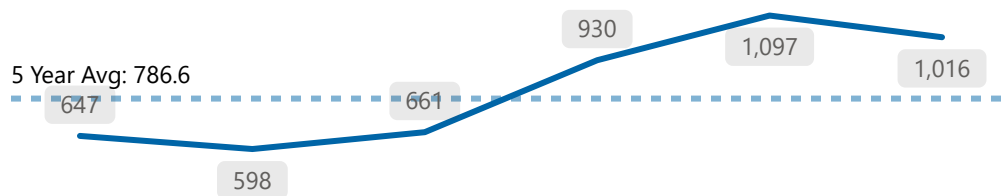


Property Crime



Total
1,016

*Ward 9

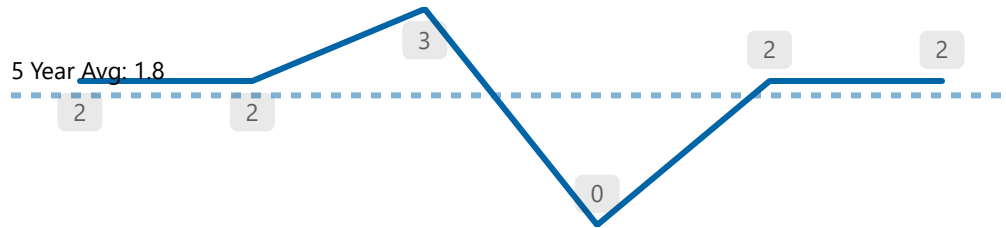


Shootings



Total
2

*Ward 9

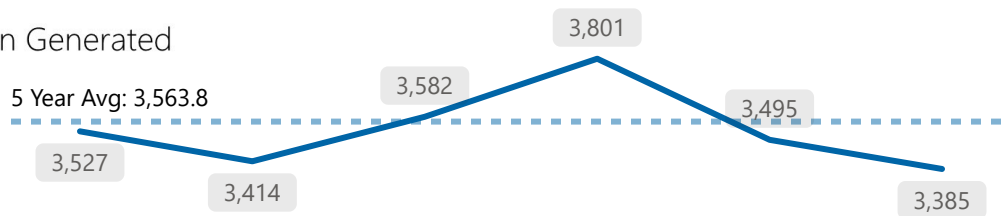


Calls for Service *Citizen Generated



Total
3,385

*Ward 9

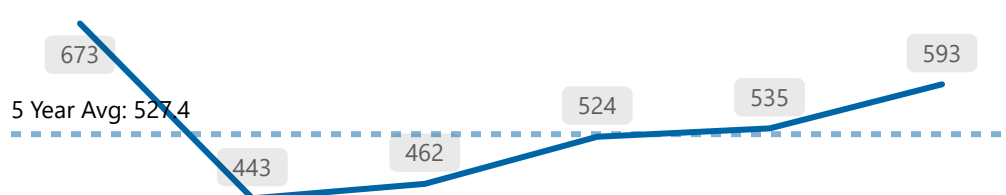


Collisions



Total
593

*Ward 9

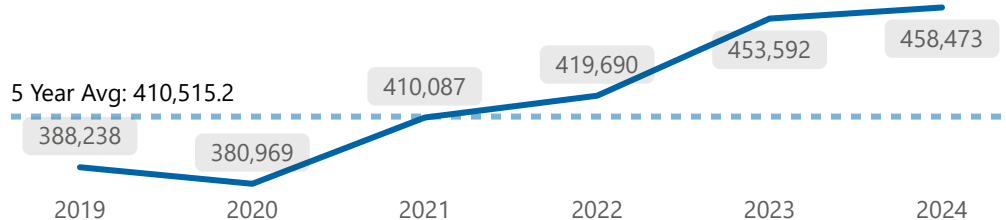


911 Calls



Total
458,473

*Service-Wide





The following figures refer to Ward 9, September 2025 data. Totals for This Year refer to 2025 YTD.



Crime Indicators

Total This Year **405**
Total This Month **37**

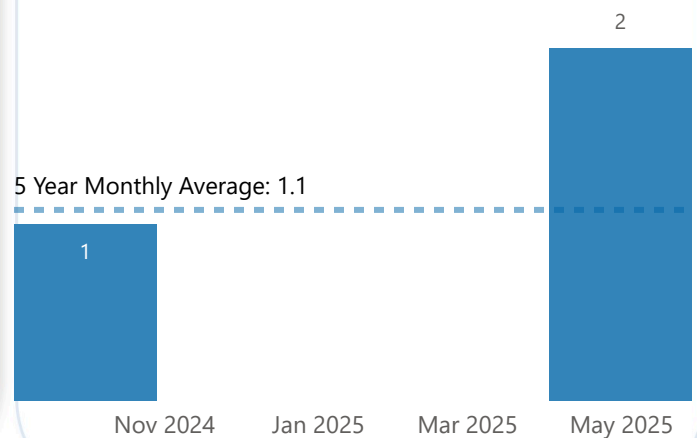
Crime Indicator	Total This Year	Total This Month
Assault	145	16
Auto Theft	115	9
Theft From Auto	66	8
Sexual Violation	26	2
Break and Enter	25	1
Theft Over	13	1
Robbery	15	



Shootings

Total This Year **2**
Total This Month **2**

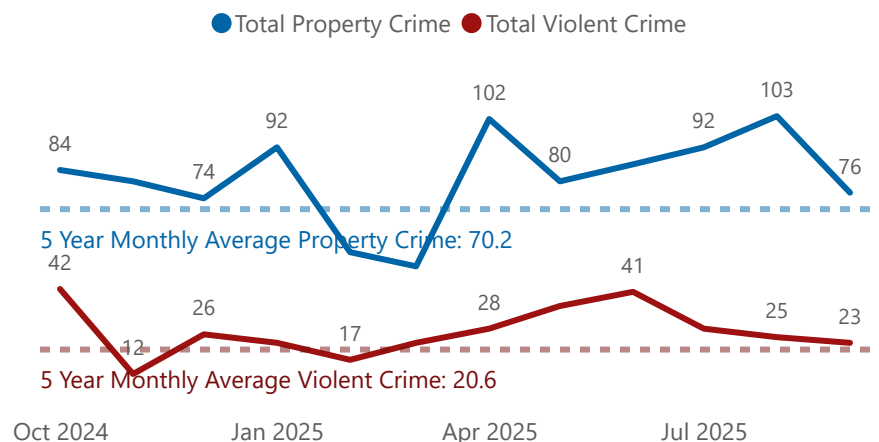
12 Month Shooting Trend



Violent Crime & Property Crime

Total Property Crime This Year **736**
Total Property Crime This Month **76**
Total Violent Crime This Year **244**
Total Violent Crime This Month **23**

12 Month Crime Trend





The following figures refer to Ward 9, September 2025 data.



Calls for Service

*Citizen Generated

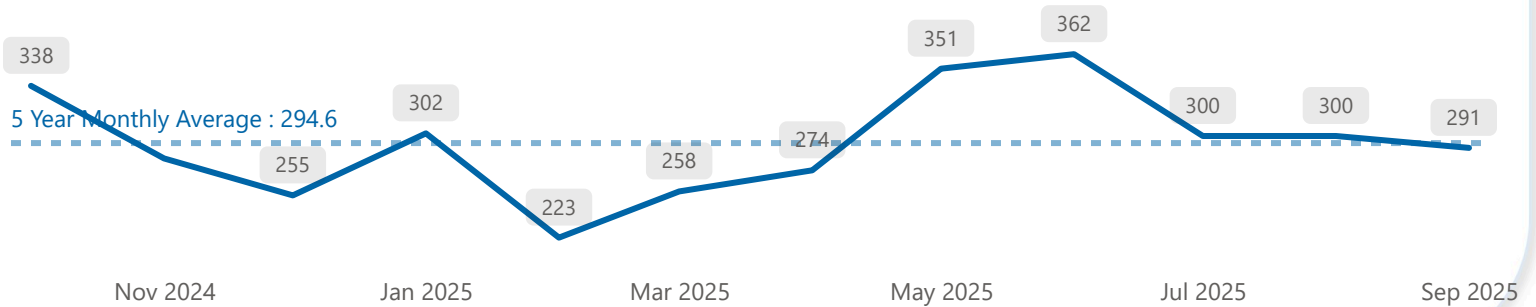
Total This Year **2,661**

Total This Month **291**

Top 3 Monthly Event Types



12 Month CFS Trend



Collisions

Total This Year **485**

Total This Month **55**

Monthly Collision Types



12 Month Collisions Trend

