



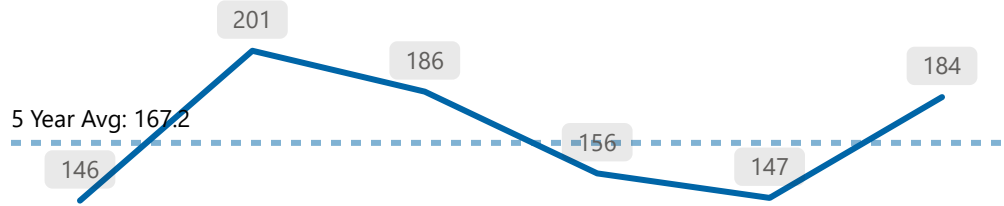
# 5 Year Trends

The following figures refer to data from 2018 - 2023. The total values refer to the total for 2023. The 5 Year average is calculated based on data from 2018 - 2022 (not including 2023).

## Violent Crime



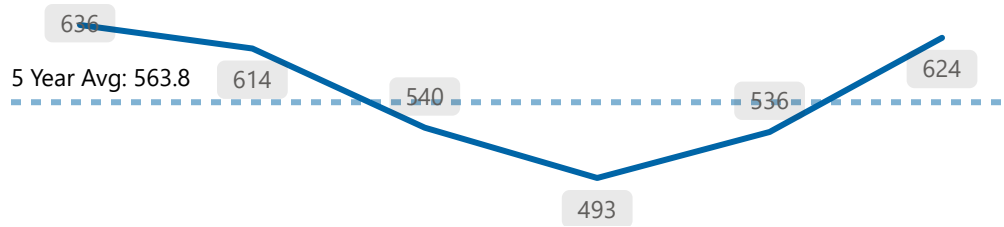
Total **184**  
\*Ward 13



## Property Crime



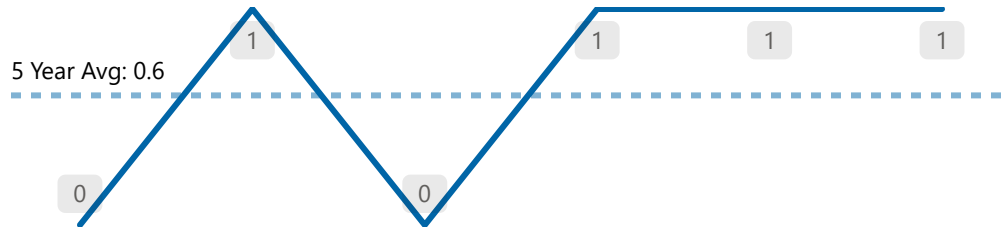
Total **624**  
\*Ward 13



## Shootings




Total **1**  
\*Ward 13



## Calls for Service




Total **3,038**  
\*Ward 13



## Collisions



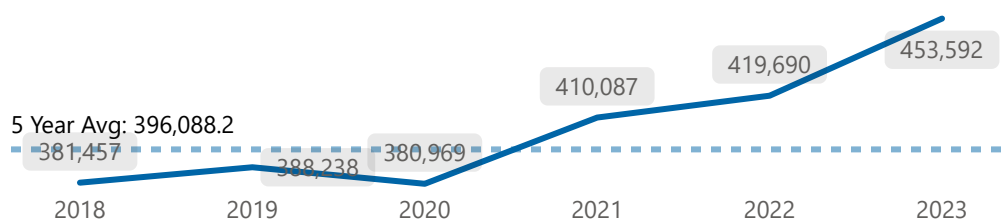
Total **369**  
\*Ward 13



## 911 Calls



Total **453,592**  
\*Service-Wide



Above 5 Year Average  
 Below 5 Year Average  
 Equivalent with 5 Year Average



The following figures refer to Ward 13, August 2024 data. Totals for This Year refer to 2024 YTD.



## Crime Indicators

Total This Year **250**  
 Total This Month **51**

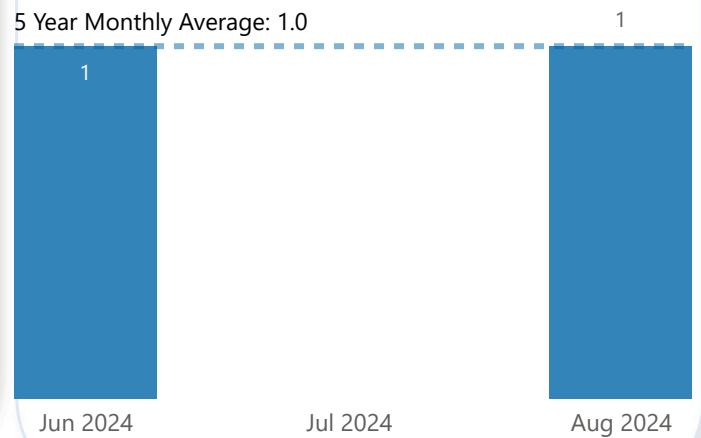
Crime Indicator	Total This Year	Total This Month
Break And Enter	86	22
Assault	61	13
Auto Theft	49	7
Theft From Auto	30	5
Sexual Violation	14	2
Theft Over	7	2
Homicide	1	
Robbery	2	



## Shootings

Total This Year **2**  
 Total This Month **1**

### 12 Month Shooting Trend

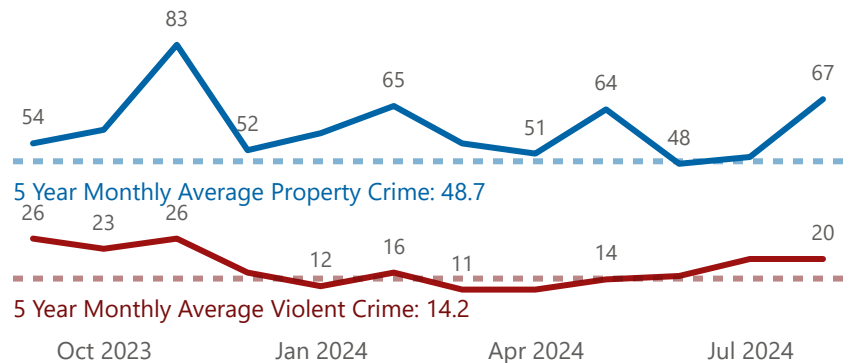


## Violent Crime & Property Crime

### 12 Month Crime Trend

● Total Property Crime ● Total Violent Crime

Total Property Crime This Year **456**  
 Total Property Crime This Month **67**  
 Total Violent Crime This Year **119**  
 Total Violent Crime This Month **20**



Above 5 Year Monthly Average  
 Below 5 Year Monthly Average  
 Equivalent with 5 Year Monthly Average



The following figures refer to Ward 13, August 2024 data.



## Calls for Service


\*Citizen Generated

Total This Year **2,041**

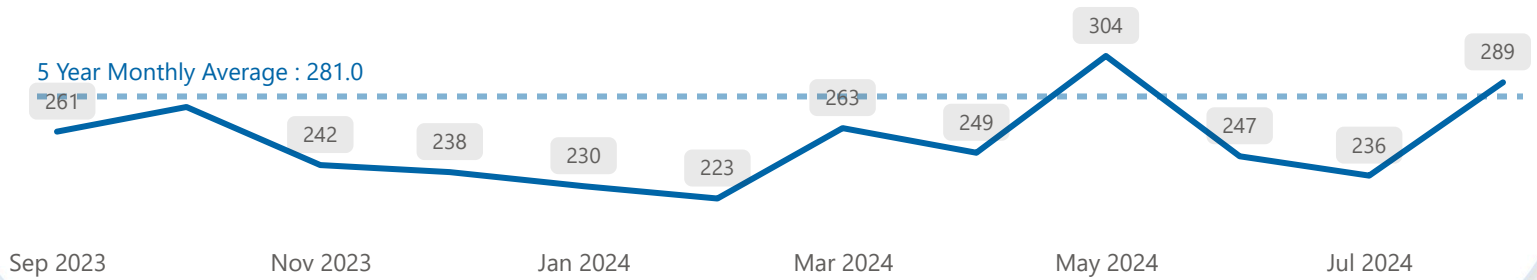
---

Total This Month **▲ 289**

## Top 3 Monthly Event Types



## 12 Month CFS Trend




## Collisions

Total This Year **263**

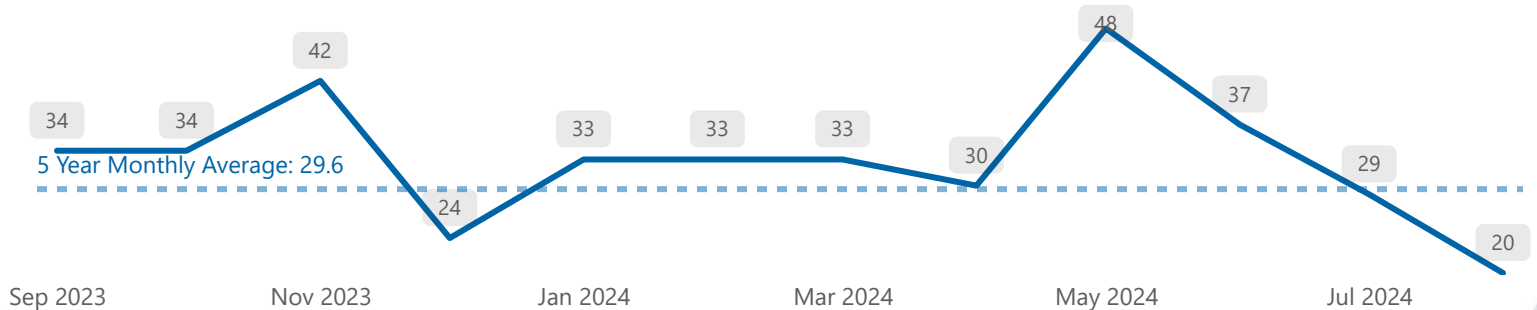
---

Total This Month **▼ 20**

## Monthly Collision Types



## 12 Month Collisions Trend



▲ Above 5 Year Monthly Average  
 ▼ Below 5 Year Monthly Average  
 — Equivalent with 5 Year Monthly Average