



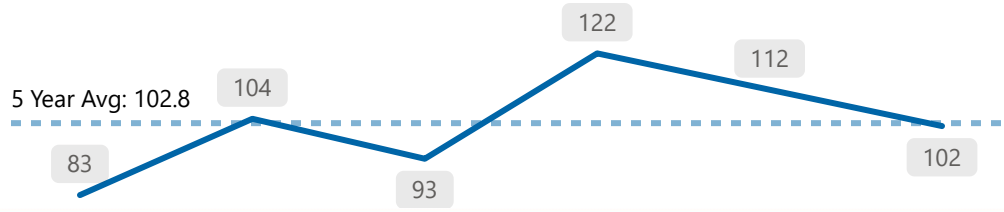
5 Year Trends

The following figures refer to data from 2018 - 2023. The total values refer to the total for 2023. The 5 Year average is calculated based on data from 2018 - 2022 (not including 2023).

Violent Crime



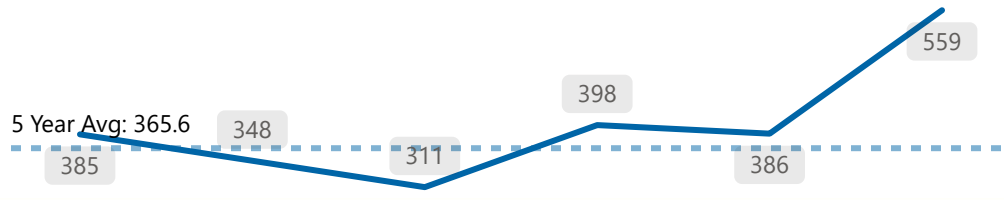
Total
102
*Ward 15



Property Crime




Total
559
*Ward 15



Shootings



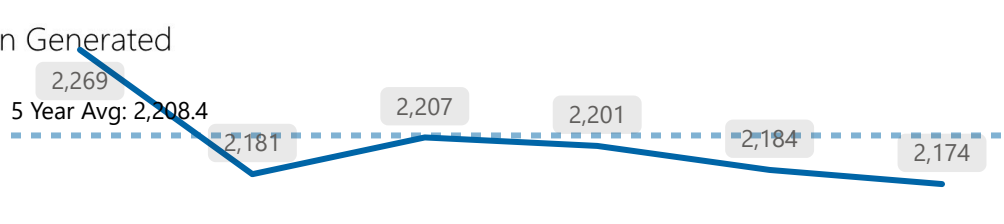
Total
0
*Ward 15



Calls for Service *Citizen Generated



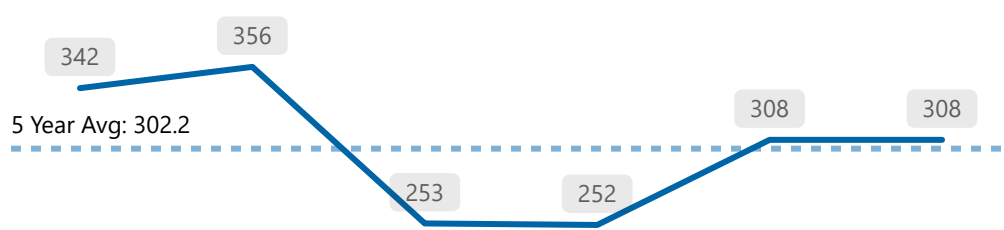
Total
2,174
*Ward 15



Collisions



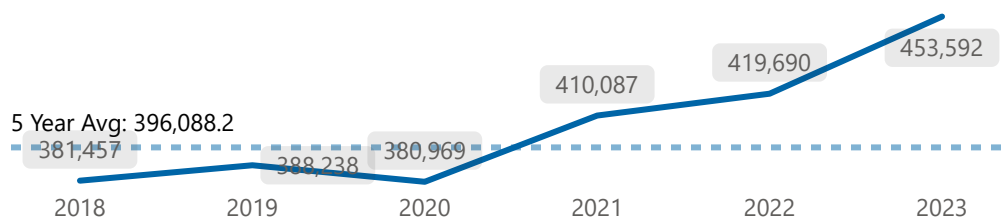
Total
308
*Ward 15



911 Calls



Total
453,592
*Service-Wide



Above 5 Year Average
 Below 5 Year Average
 Equivalent with 5 Year Average



The following figures refer to Ward 15, August 2024 data. Totals for This Year refer to 2024 YTD.



Crime Indicators

Total This Year **222**
 Total This Month **20**

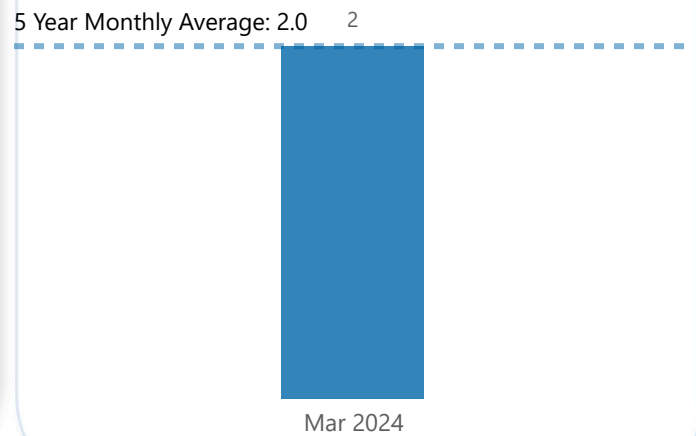
| Crime Indicator | Total This Year | Total This Month |
|------------------|-----------------|------------------|
| Break And Enter | 41 | 6 |
| Auto Theft | 79 | 4 |
| Assault | 40 | 3 |
| Robbery | 4 | 2 |
| Theft From Auto | 33 | 2 |
| Theft Over | 10 | 2 |
| Sexual Violation | 15 | 1 |



Shootings

Total This Year **2**
 Total This Month **2**

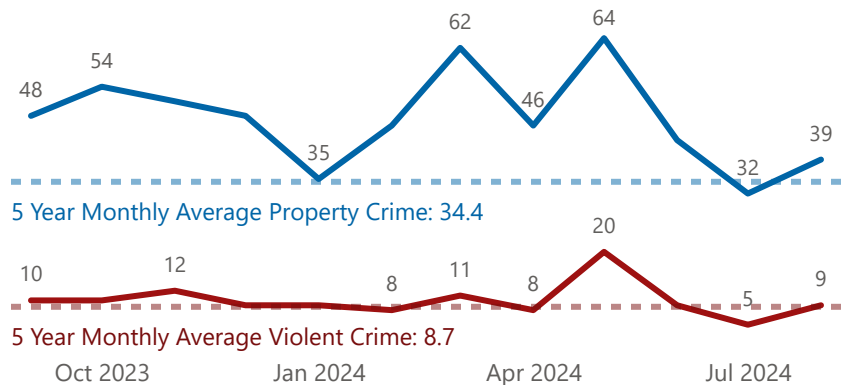
12 Month Shooting Trend



Violent Crime & Property Crime

12 Month Crime Trend

● Total Property Crime ● Total Violent Crime



Total Property Crime This Year **367**
 Total Property Crime This Month **39**
 Total Violent Crime This Year **79**
 Total Violent Crime This Month **9**

Above 5 Year Monthly Average
 Below 5 Year Monthly Average
 Equivalent with 5 Year Monthly Average



The following figures refer to Ward 15, August 2024 data.



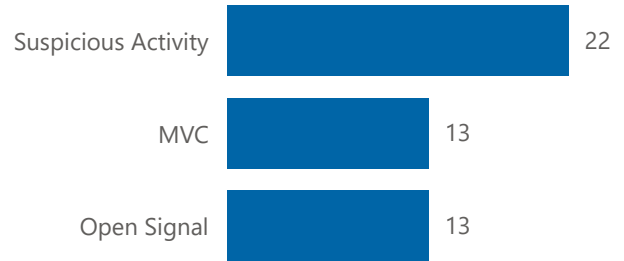
Calls for Service

*Citizen Generated

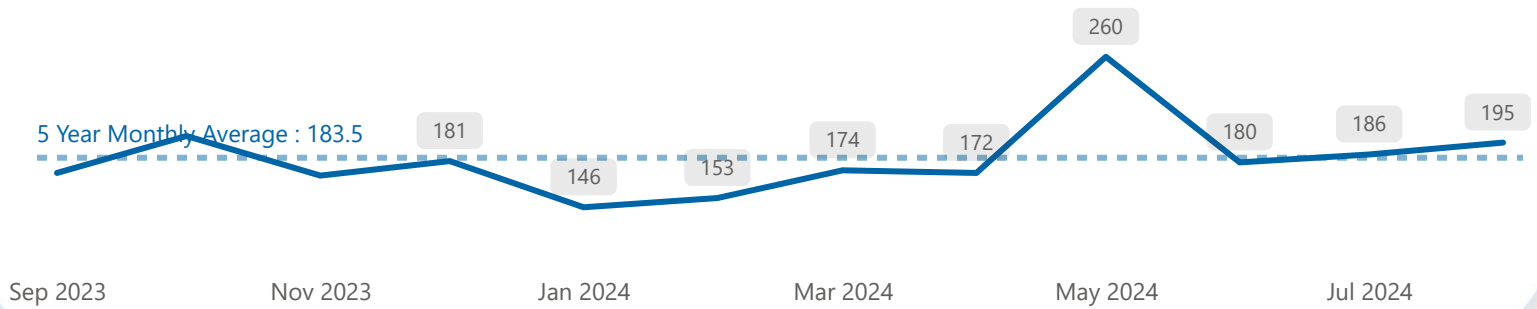
Total This Year **1,466**

Total This Month **▲ 195**

Top 3 Monthly Event Types



12 Month CFS Trend



Collisions

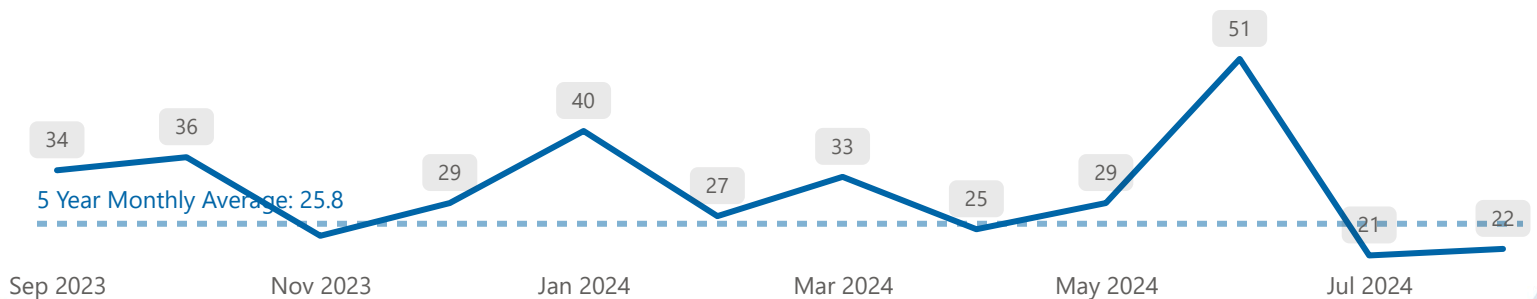
Total This Year **248**

Total This Month **▼ 22**

Monthly Collision Types



12 Month Collisions Trend



▲ Above 5 Year Monthly Average
 ▼ Below 5 Year Monthly Average
 — Equivalent with 5 Year Monthly Average