



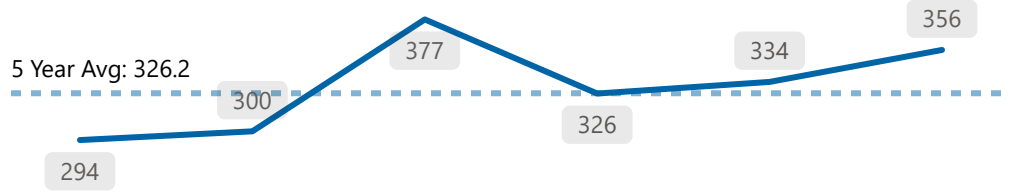
5 Year Trends

The following figures refer to data from 2019 - 2024. The total values refer to the total for 2024. The 5 Year average is calculated based on data from 2019 - 2023 (not including 2024).

Violent Crime



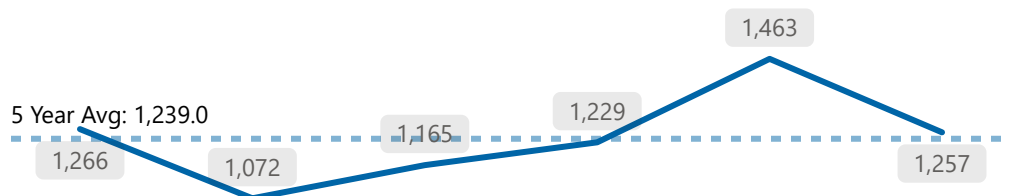
Total **356**
*Ward 1



Property Crime




Total **1,257**
*Ward 1



Shootings



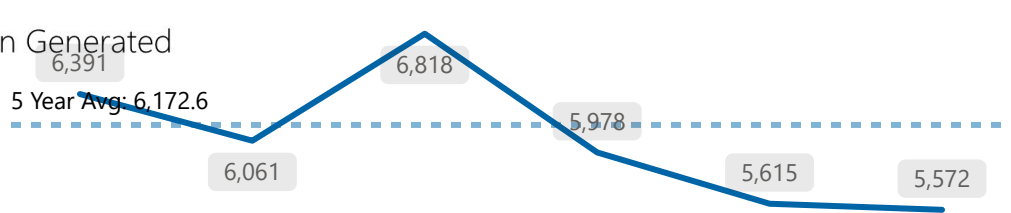
Total **2**
*Ward 1



Calls for Service *Citizen Generated



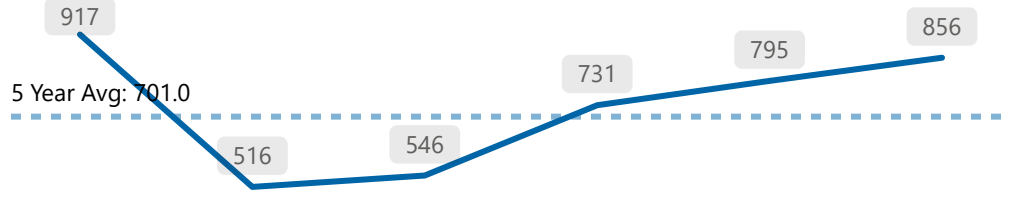
Total **5,572**
*Ward 1



Collisions



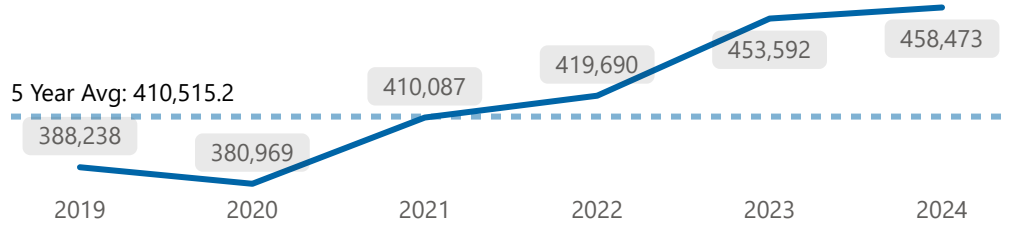
Total **856**
*Ward 1



911 Calls



Total **458,473**
*Service-Wide



Above 5 Year Average
 Below 5 Year Average
 Equivalent with 5 Year Average



Monthly Crime Trends

Ward 1 - December 2024

The following figures refer to Ward 1, December 2024 data. Totals for This Year refer to 2024 Year End.



Crime Indicators

Total This Year **613**
Total This Month **31**

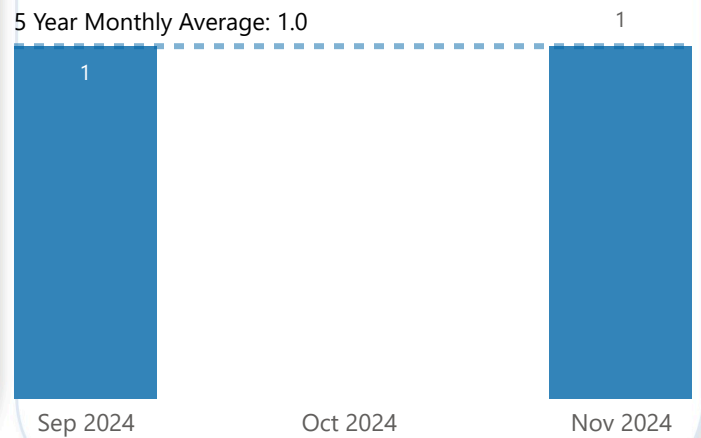
Crime Indicator	Total This Year	Total This Month
Assault	212	11
Theft From Auto	154	9
Break and Enter	131	7
Auto Theft	53	3
Sexual Violation	43	1
Robbery	11	
Theft Over	9	



Shootings

Total This Year **2**
Total This Month **1**

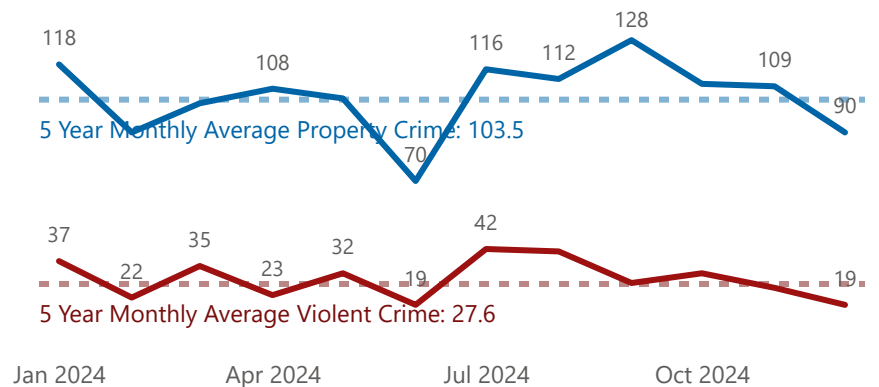
12 Month Shooting Trend



Violent Crime & Property Crime

12 Month Crime Trend

● Total Property Crime ● Total Violent Crime



Total Property Crime This Year **1,257**
 Total Property Crime This Month **90**
 Total Violent Crime This Year **356**
 Total Violent Crime This Month **19**

Above 5 Year Monthly Average
 Below 5 Year Monthly Average
 Equivalent with 5 Year Monthly Average



The following figures refer to Ward 1, December 2024 data.



Calls for Service

*Citizen Generated

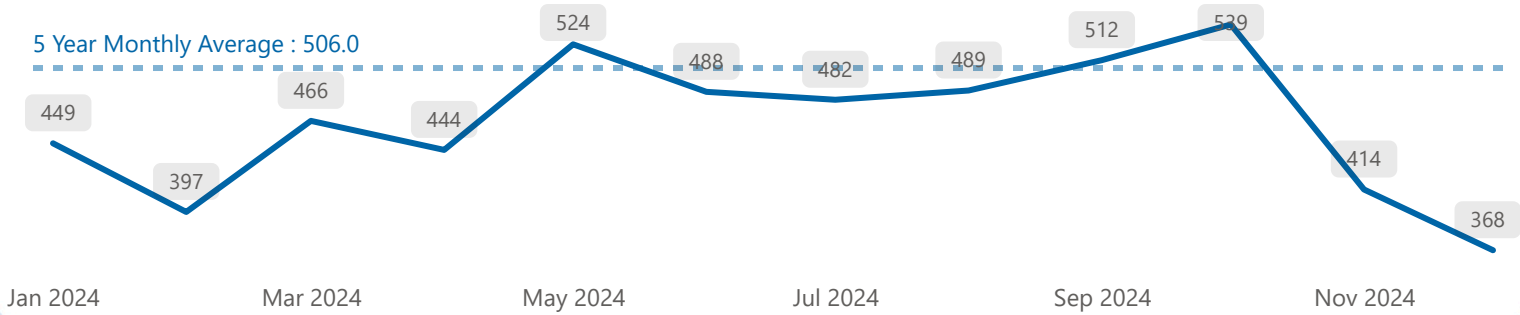
Total This Year **5,572**

Total This Month **368**

Top 3 Monthly Event Types



12 Month CFS Trend



Collisions

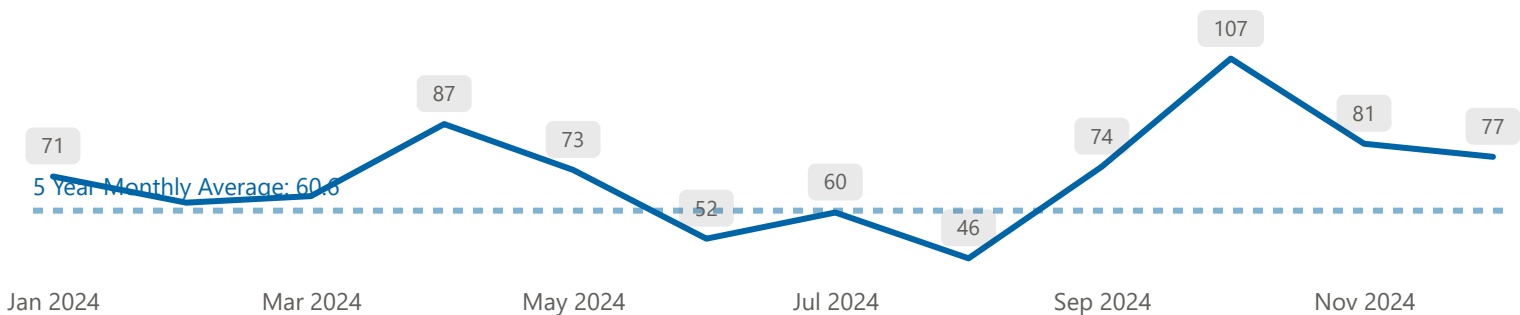
Total This Year **856**

Total This Month **77**

Monthly Collision Types



12 Month Collisions Trend



Above 5 Year Monthly Average
 Below 5 Year Monthly Average
 Equivalent with 5 Year Monthly Average