



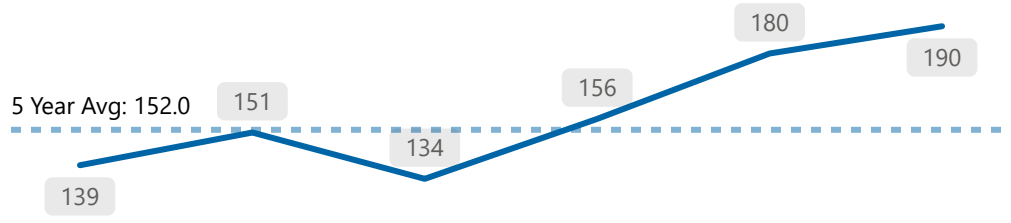
# 5 Year Trends

The following figures refer to data from 2019 - 2024. The total values refer to the total for 2024. The 5 Year average is calculated based on data from 2019 - 2023 (not including 2024).

## Violent Crime



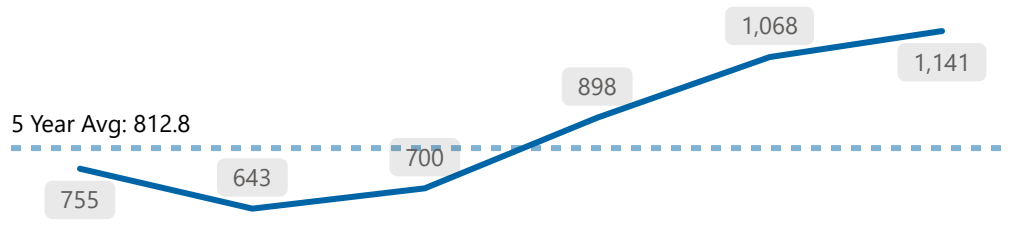
Total **190**  
\*Ward 12



## Property Crime



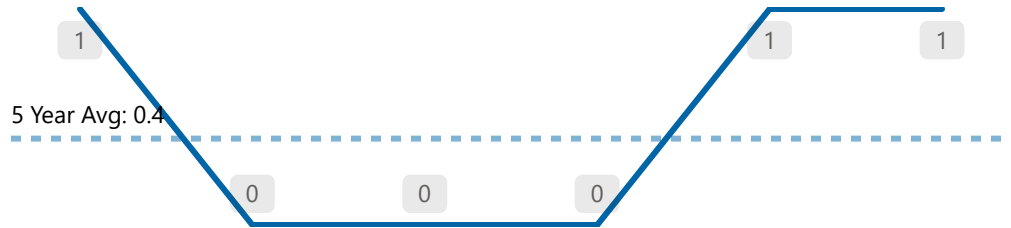
Total **1,141**  
\*Ward 12



## Shootings



Total **1**  
\*Ward 12

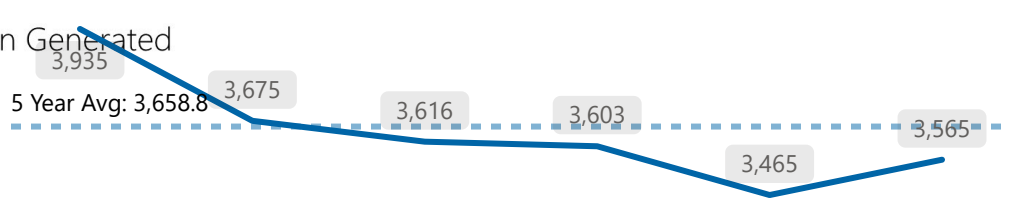


## Calls for Service



Total **3,565**  
\*Ward 12

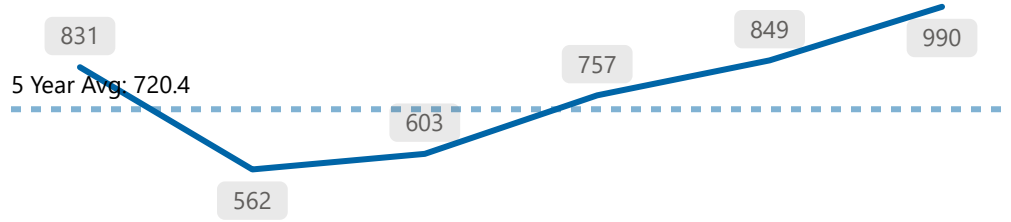
\*Citizen Generated



## Collisions



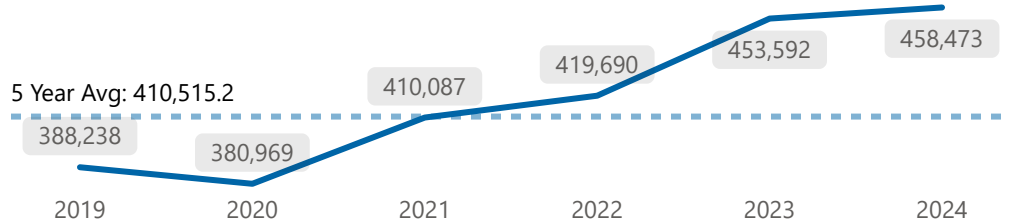
Total **990**  
\*Ward 12



## 911 Calls



Total **458,473**  
\*Service-Wide



Above 5 Year Average  
 Below 5 Year Average  
 Equivalent with 5 Year Average



The following figures refer to Ward 12, December 2024 data. Totals for This Year refer to 2024 Year End.



## Crime Indicators

Total This Year **506**  
Total This Month **34**

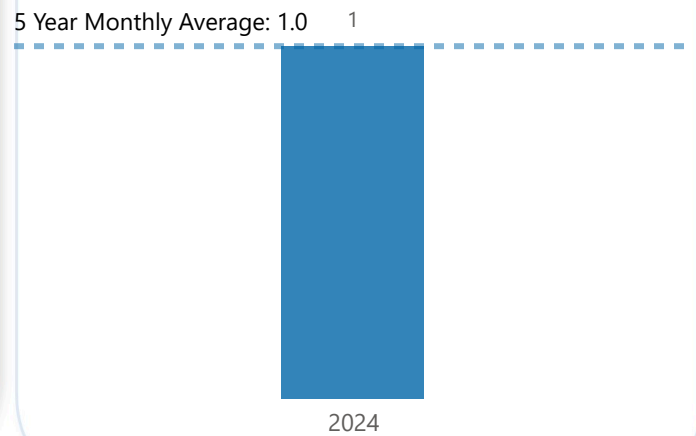
Crime Indicator	Total This Year	Total This Month
Theft From Auto	118	9
Auto Theft	139	8
Break and Enter	93	7
Assault	107	4
Robbery	14	3
Sexual Violation	20	2
Theft Over	15	1



## Shootings

Total This Year **1**  
Total This Month **1**

### 12 Month Shooting Trend

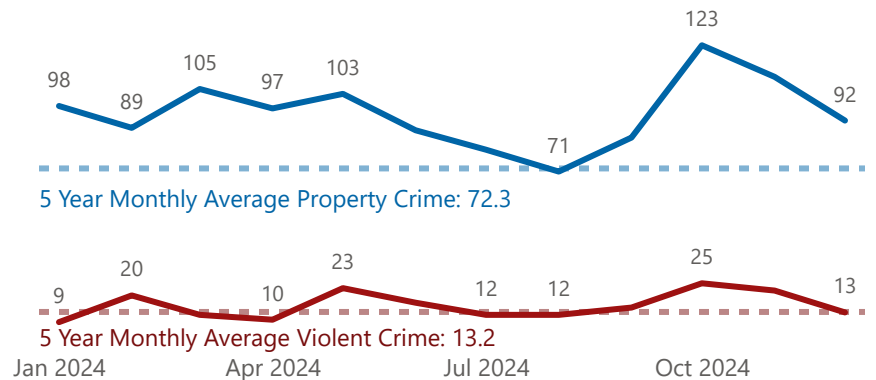


## Violent Crime & Property Crime

### 12 Month Crime Trend

● Total Property Crime ● Total Violent Crime

Total Property Crime This Year **1,141**  
 Total Property Crime This Month **92**  
 Total Violent Crime This Year **190**  
 Total Violent Crime This Month **13**



Above 5 Year Monthly Average  
 Below 5 Year Monthly Average  
 Equivalent with 5 Year Monthly Average



The following figures refer to Ward 12, December 2024 data.

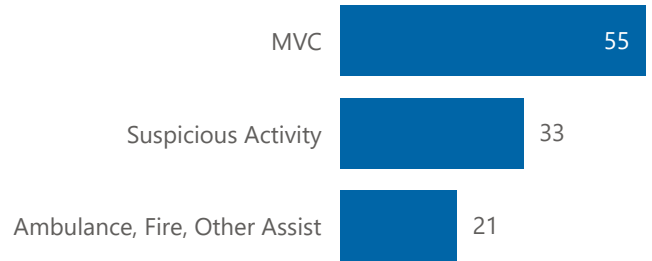


## Calls for Service

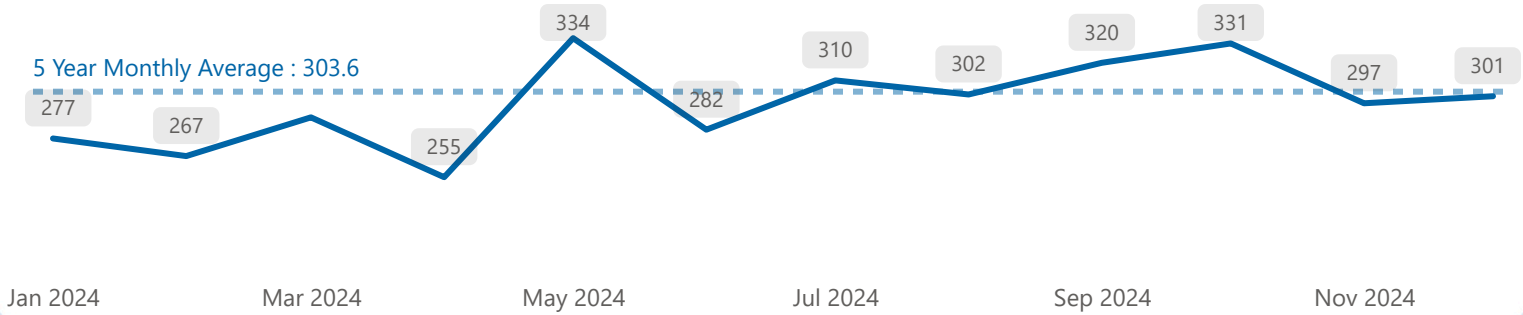
\*Citizen Generated

Total This Year **3,565**  
Total This Month **301**

## Top 3 Monthly Event Types



## 12 Month CFS Trend



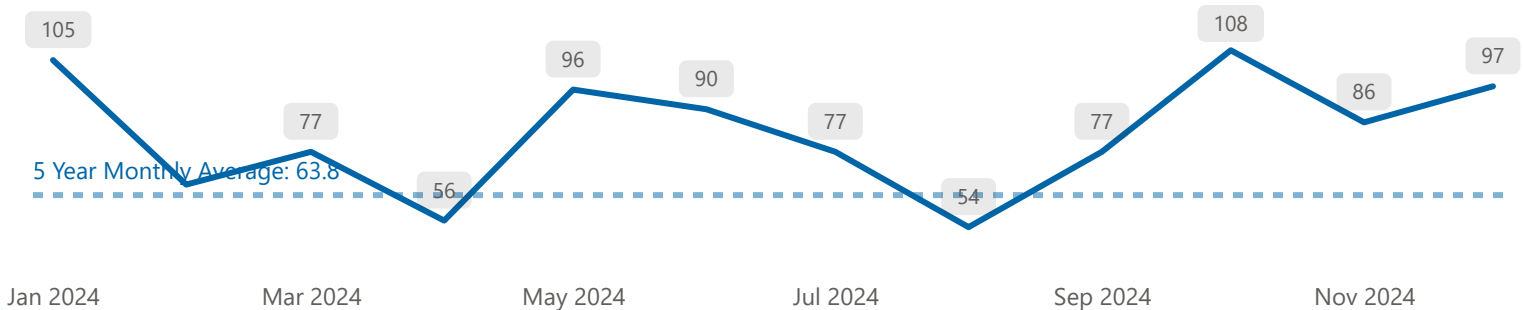
## Collisions

Total This Year **990**  
Total This Month **97**

## Monthly Collision Types



## 12 Month Collisions Trend



Above 5 Year Monthly Average  
 Below 5 Year Monthly Average  
 Equivalent with 5 Year Monthly Average