



5 Year Trends

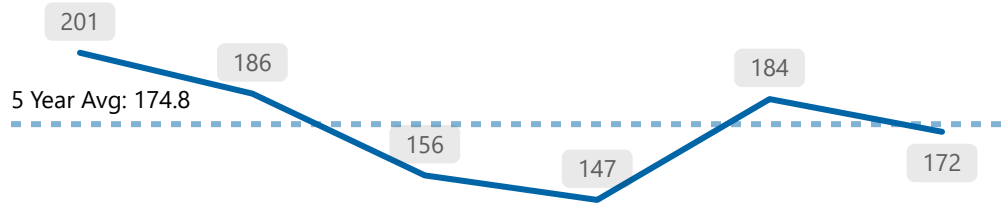
The following figures refer to data from 2019 - 2024. The total values refer to the total for 2024. The 5 Year average is calculated based on data from 2019 - 2023 (not including 2024).

Violent Crime



Total
172

*Ward 13

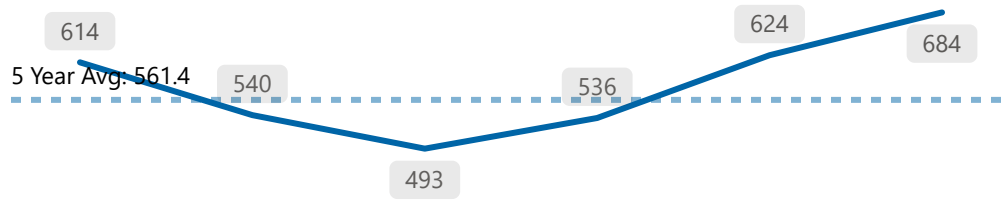


Property Crime



Total
684

*Ward 13

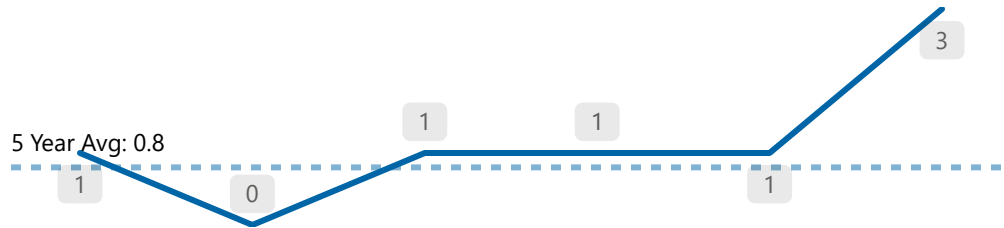


Shootings



Total
3

*Ward 13



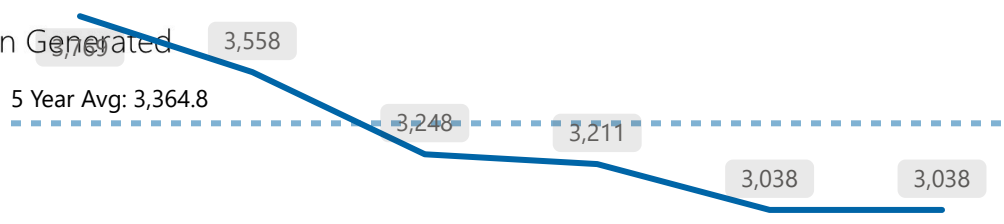
Calls for Service



Total
3,038

*Ward 13

*Citizen Generated

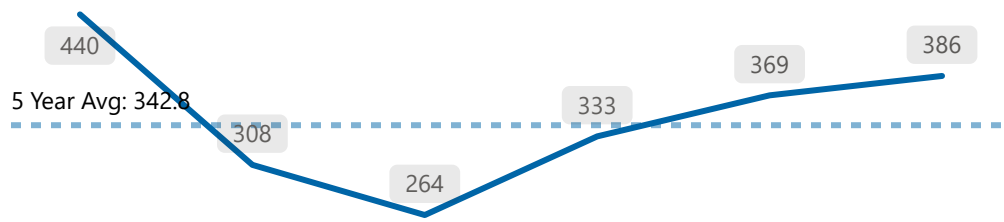


Collisions



Total
386

*Ward 13

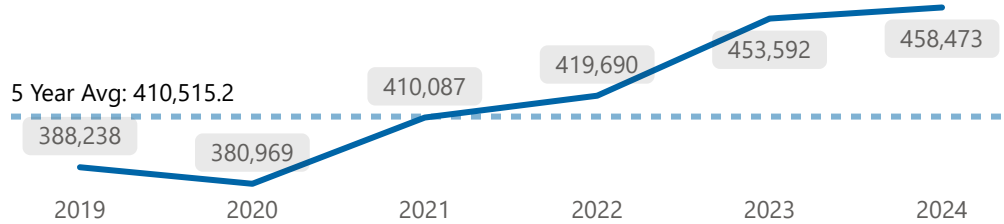


911 Calls



Total
458,473

*Service-Wide



Above 5 Year Average
 Below 5 Year Average
 Equivalent with 5 Year Average



The following figures refer to Ward 13, December 2024 data. Totals for This Year refer to 2024 Year End.



Crime Indicators

Total This Year **371**
Total This Month **32**

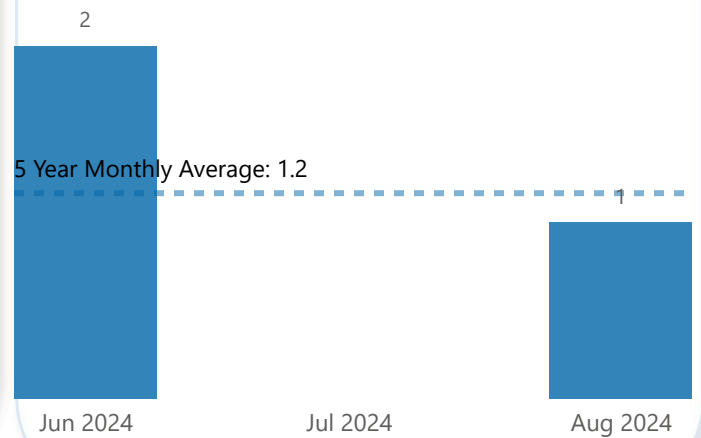
Crime Indicator	Total This Year	Total This Month
Assault	81	7
Auto Theft	71	7
Break and Enter	124	6
Theft From Auto	51	6
Theft Over	13	5
Sexual Violation	28	1
Robbery	3	



Shootings

Total This Year **3**
Total This Month

12 Month Shooting Trend

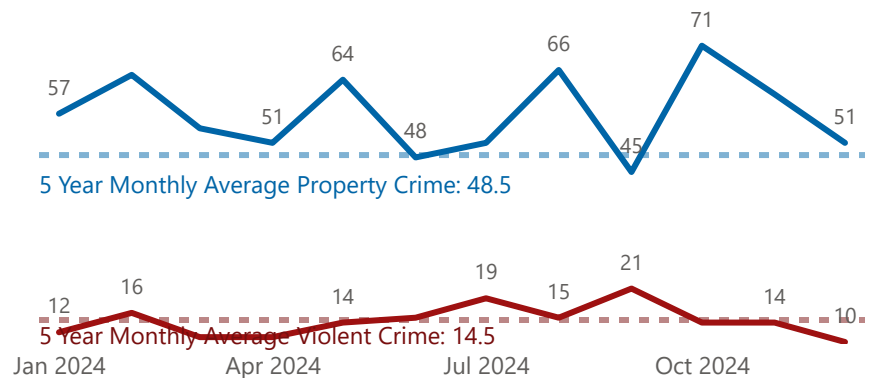


Violent Crime & Property Crime

12 Month Crime Trend

● Total Property Crime ● Total Violent Crime

Total Property Crime This Year **684**
 Total Property Crime This Month **51**
 Total Violent Crime This Year **172**
 Total Violent Crime This Month **10**



Above 5 Year Monthly Average
 Below 5 Year Monthly Average
 Equivalent with 5 Year Monthly Average



The following figures refer to Ward 13, December 2024 data.




Calls for Service

*Citizen Generated

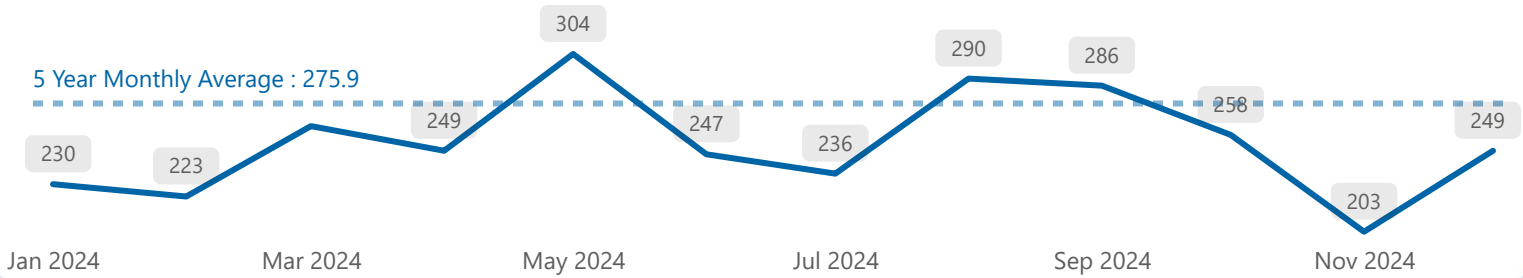
Total This Year **3,038**

Total This Month **249**

Top 3 Monthly Event Types



12 Month CFS Trend



Collisions

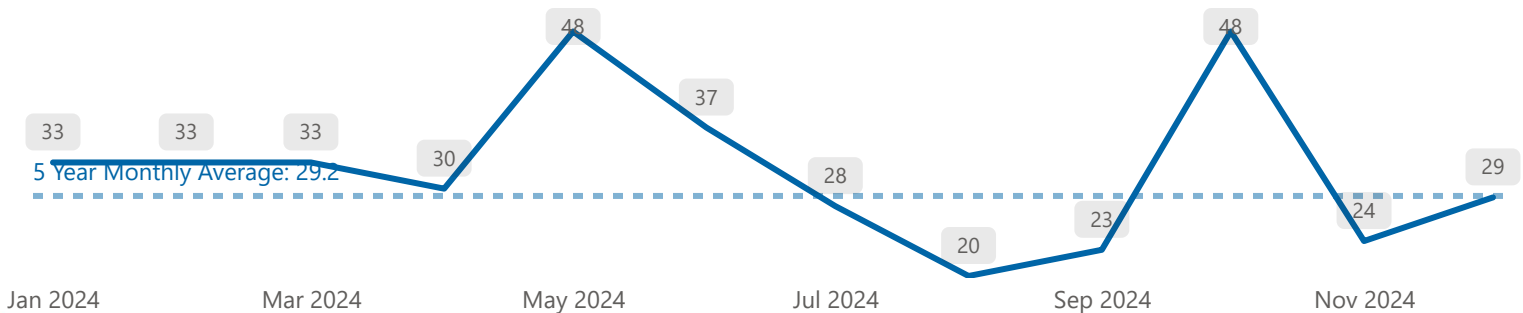
Total This Year **386**

Total This Month **29**

Monthly Collision Types



12 Month Collisions Trend



Above 5 Year Monthly Average
 Below 5 Year Monthly Average
 Equivalent with 5 Year Monthly Average