



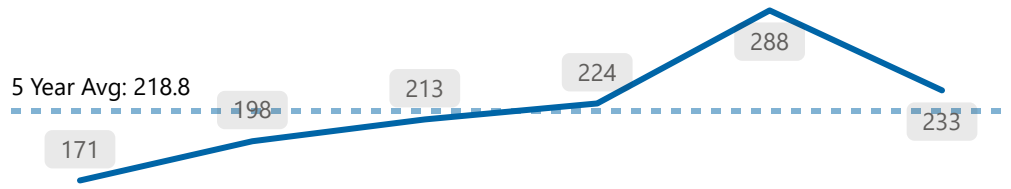
# 5 Year Trends

The following figures refer to data from 2019 - 2024. The total values refer to the total for 2024. The 5 Year average is calculated based on data from 2019 - 2023 (not including 2024).

## Violent Crime



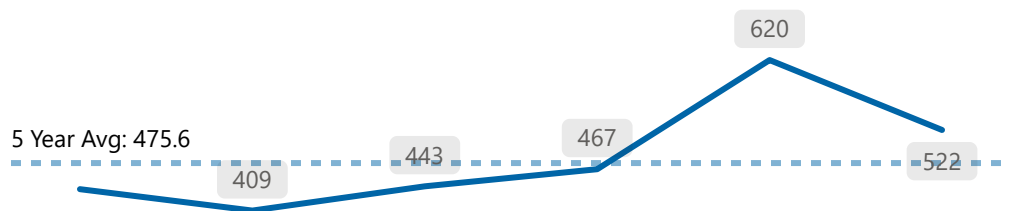
Total **233**  
\*Ward 14



## Property Crime



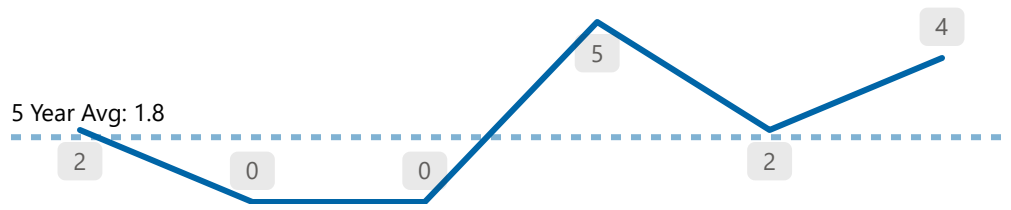
Total **522**  
\*Ward 14



## Shootings



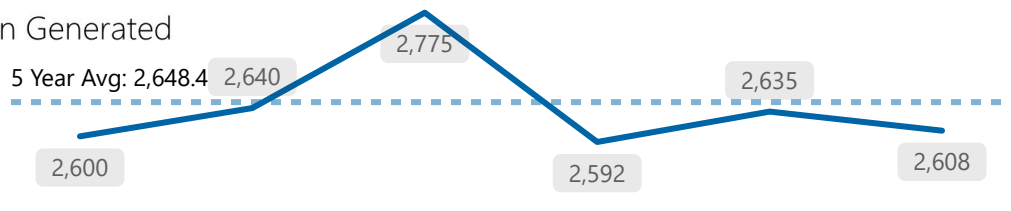
Total **4**  
\*Ward 14



## Calls for Service \*Citizen Generated



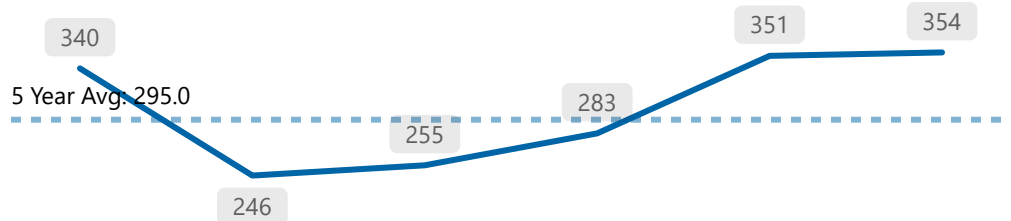
Total **2,608**  
\*Ward 14



## Collisions



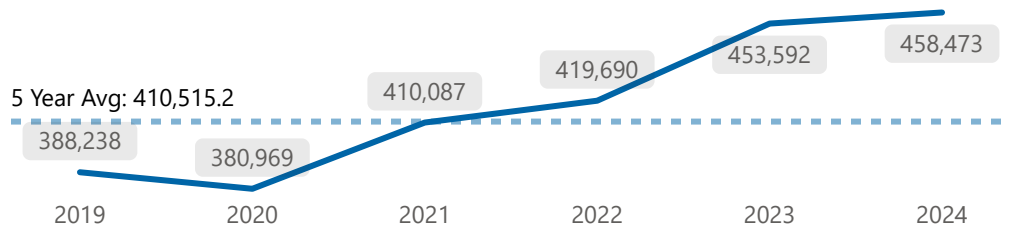
Total **354**  
\*Ward 14



## 911 Calls



Total **458,473**  
\*Service-Wide



Above 5 Year Average  
 Below 5 Year Average  
 Equivalent with 5 Year Average



# Monthly Crime Trends

## Ward 14 - December 2024

The following figures refer to Ward 14, December 2024 data. Totals for This Year refer to 2024 Year End.



### Crime Indicators

Total This Year **314**  
Total This Month **22**

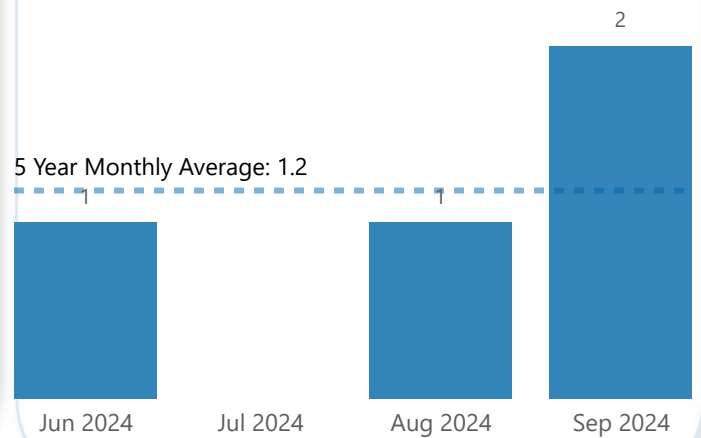
Crime Indicator	Total This Year	Total This Month
Assault	123	8
Sexual Violation	27	5
Auto Theft	68	4
Theft From Auto	42	4
Robbery	12	1
Break and Enter	41	
Theft Over	1	



### Shootings

Total This Year **4**  
Total This Month **4**

#### 12 Month Shooting Trend

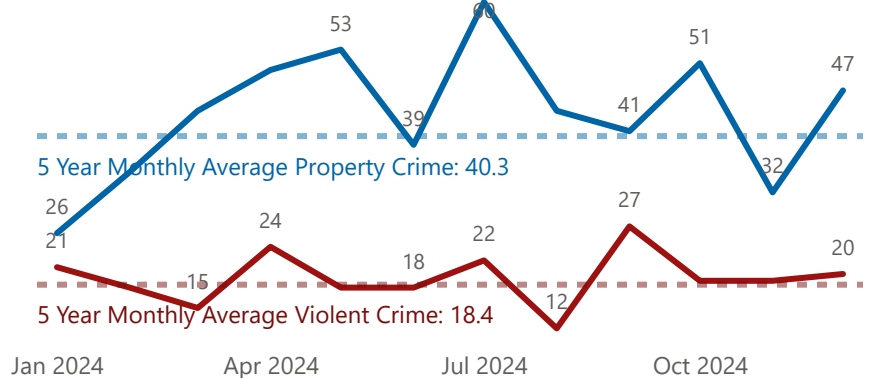


### Violent Crime & Property Crime

#### 12 Month Crime Trend

● Total Property Crime ● Total Violent Crime

Total Property Crime This Year **522**  
 Total Property Crime This Month **47**  
 Total Violent Crime This Year **233**  
 Total Violent Crime This Month **20**



Above 5 Year Monthly Average  
 Below 5 Year Monthly Average  
 Equivalent with 5 Year Monthly Average



The following figures refer to Ward 14, December 2024 data.



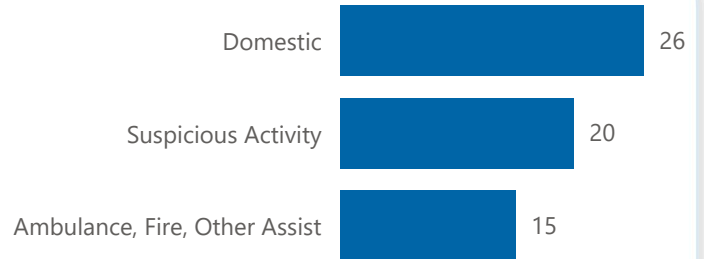
## Calls for Service

\*Citizen Generated

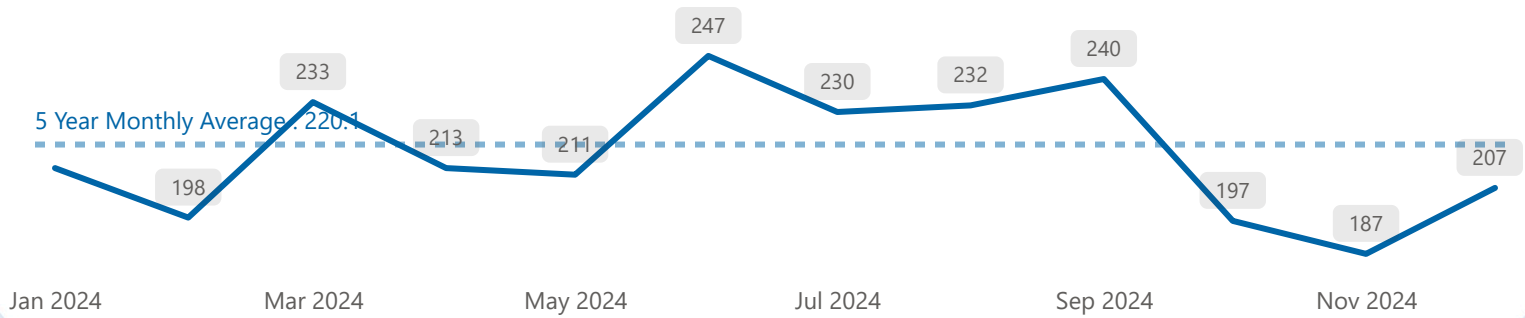
Total This Year **2,608**

Total This Month **207**

## Top 3 Monthly Event Types



## 12 Month CFS Trend



## Collisions

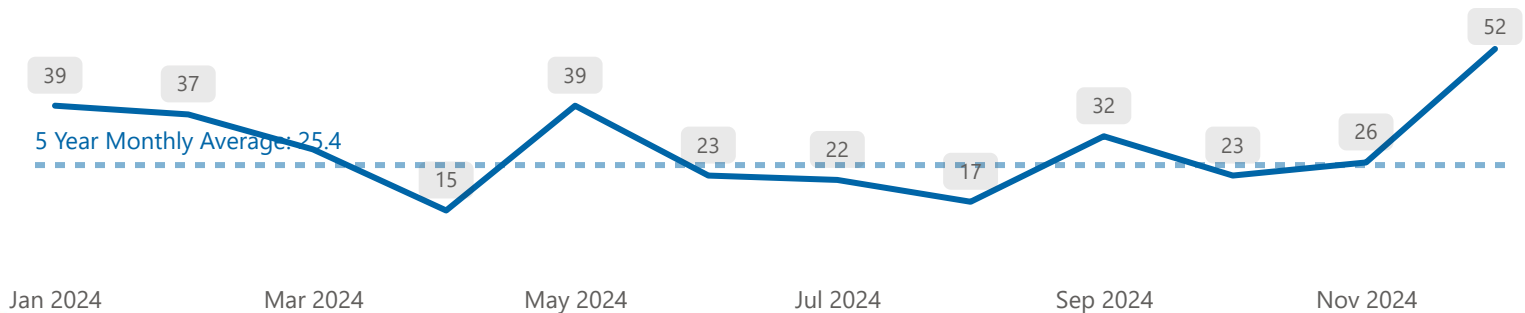
Total This Year **354**

Total This Month **52**

## Monthly Collision Types



## 12 Month Collisions Trend



Above 5 Year Monthly Average  
 Below 5 Year Monthly Average  
 Equivalent with 5 Year Monthly Average