



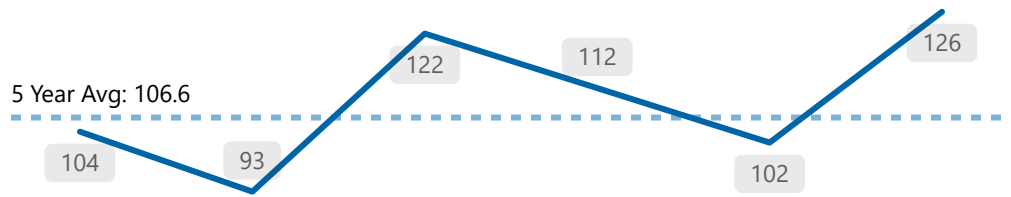
5 Year Trends

The following figures refer to data from 2019 - 2024. The total values refer to the total for 2024. The 5 Year average is calculated based on data from 2019 - 2023 (not including 2024).

Violent Crime



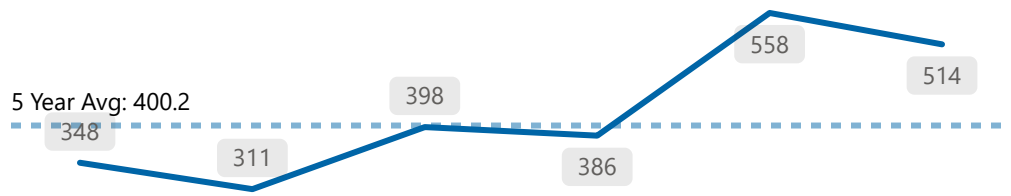
Total
126
*Ward 15



Property Crime



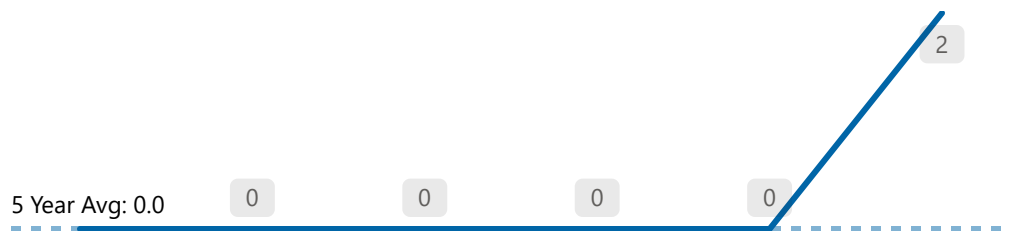
Total
514
*Ward 15



Shootings



Total
2
*Ward 15

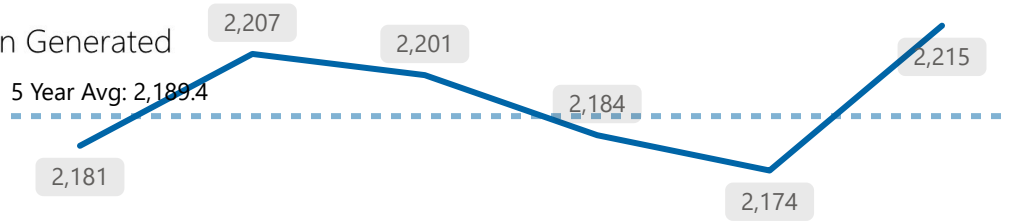


Calls for Service



Total
2,215
*Ward 15

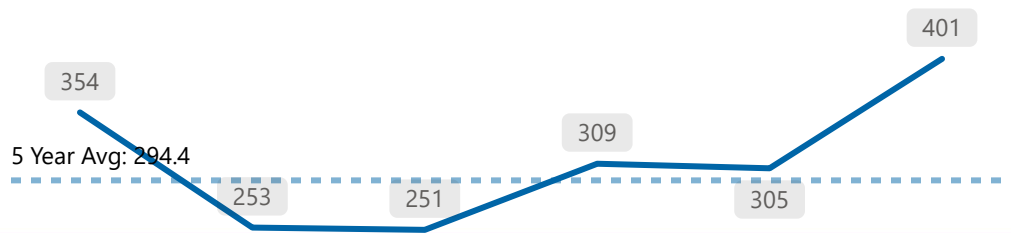
*Citizen Generated



Collisions



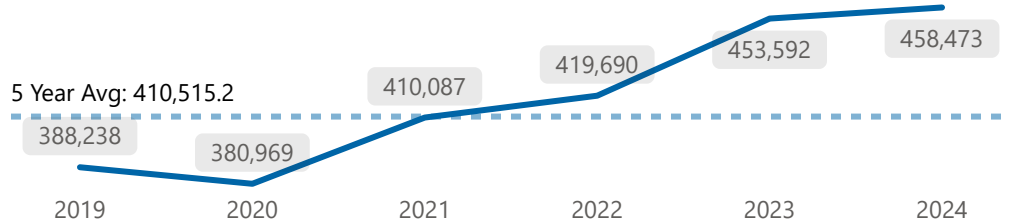
Total
401
*Ward 15



911 Calls



Total
458,473
*Service-Wide



Above 5 Year Average
 Below 5 Year Average
 Equivalent with 5 Year Average



Monthly Crime Trends

Ward 15 - December 2024

The following figures refer to Ward 15, December 2024 data. Totals for This Year refer to 2024 Year End.



Crime Indicators

Total This Year **322**
 Total This Month **28**

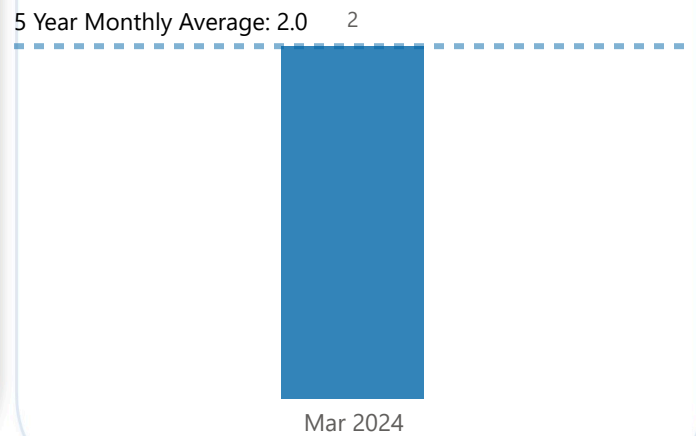
| Crime Indicator | Total This Year | Total This Month |
|------------------|-----------------|------------------|
| Theft From Auto | 47 | 9 |
| Auto Theft | 105 | 8 |
| Assault | 68 | 4 |
| Break and Enter | 61 | 4 |
| Sexual Violation | 21 | 2 |
| Theft Over | 12 | 1 |
| Robbery | 8 | |



Shootings

Total This Year **2**
 Total This Month

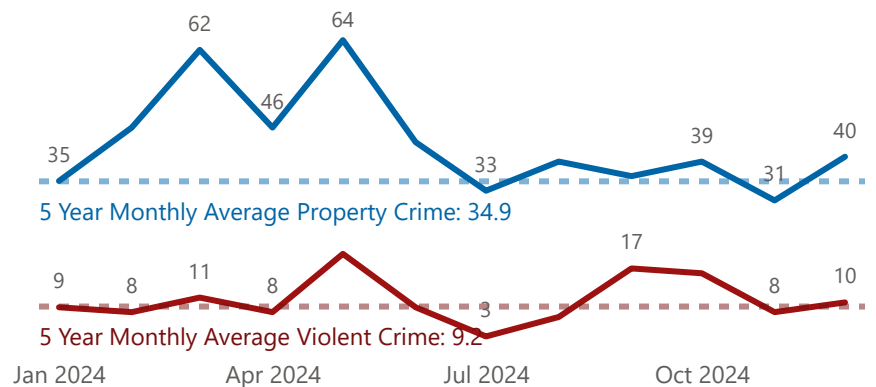
12 Month Shooting Trend



Violent Crime & Property Crime

12 Month Crime Trend

● Total Property Crime ● Total Violent Crime



Total Property Crime This Year **514**
 Total Property Crime This Month **40**
 Total Violent Crime This Year **126**
 Total Violent Crime This Month **10**

Above 5 Year Monthly Average
 Below 5 Year Monthly Average
 Equivalent with 5 Year Monthly Average



The following figures refer to Ward 15, December 2024 data.

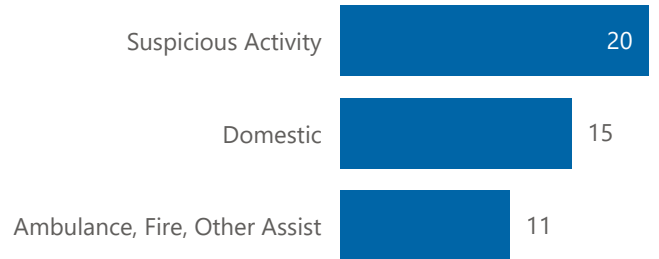


Calls for Service

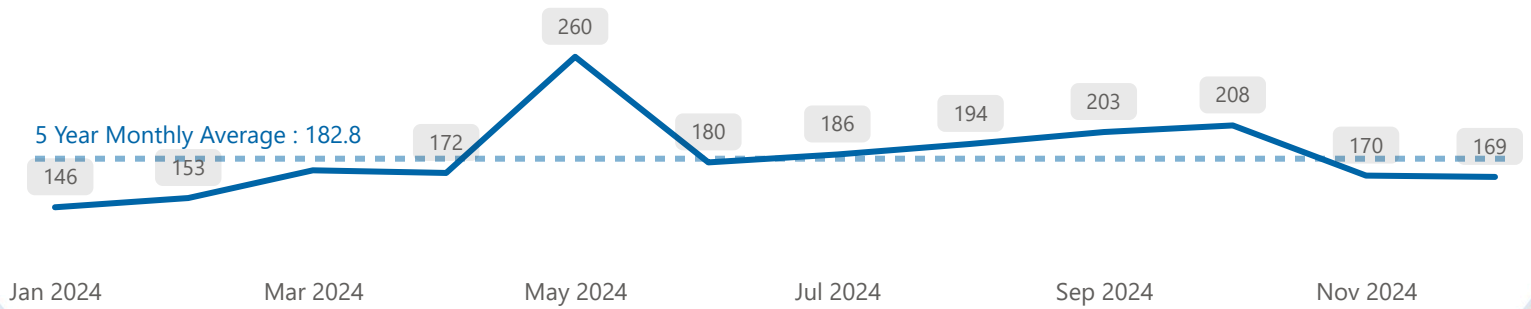
*Citizen Generated

Total This Year **2,215**
Total This Month **169**

Top 3 Monthly Event Types



12 Month CFS Trend



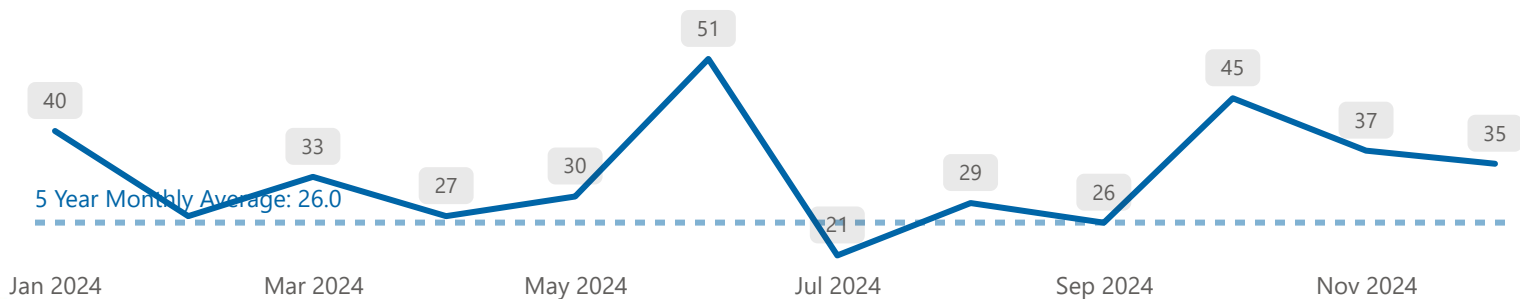
Collisions

Total This Year **401**
Total This Month **35**

Monthly Collision Types



12 Month Collisions Trend



Above 5 Year Monthly Average
 Below 5 Year Monthly Average
 Equivalent with 5 Year Monthly Average