



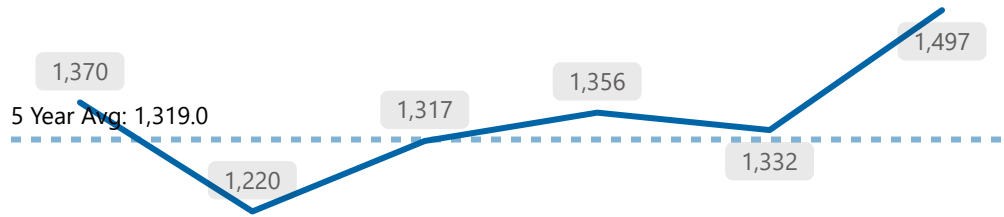
5 Year Trends

The following figures refer to data from 2019 - 2024. The total values refer to the total for 2024. The 5 Year average is calculated based on data from 2019 - 2023 (not including 2024).

Violent Crime



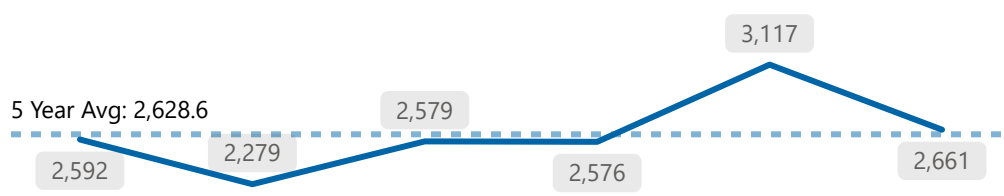
Total
1,497
*Ward 2



Property Crime



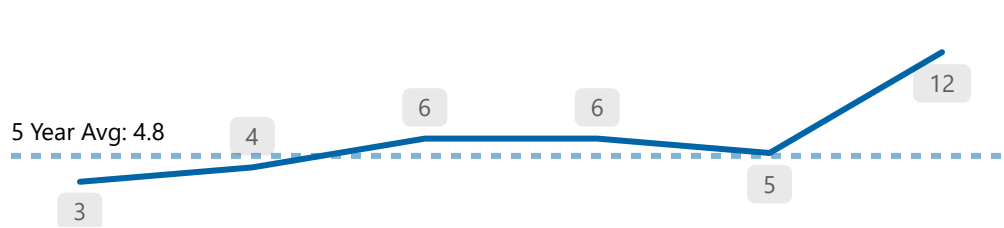
Total
2,661
*Ward 2



Shootings



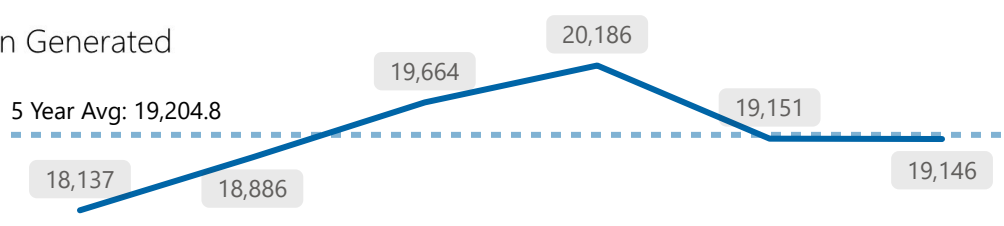
Total
12
*Ward 2



Calls for Service *Citizen Generated



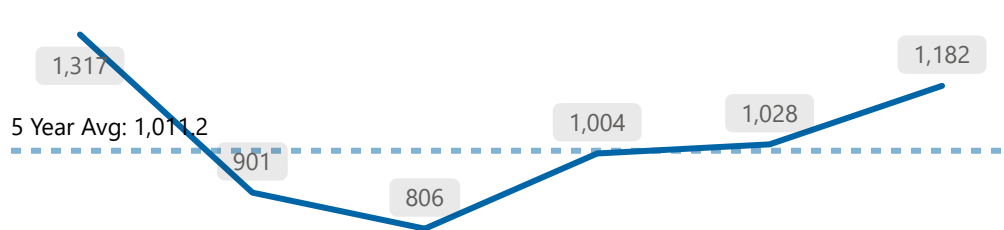
Total
19,146
*Ward 2



Collisions



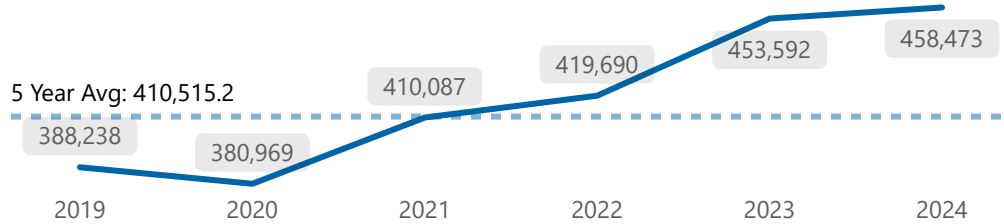
Total
1,182
*Ward 2



911 Calls



Total
458,473
*Service-Wide



Above 5 Year Average
 Below 5 Year Average
 Equivalent with 5 Year Average



The following figures refer to Ward 2, December 2024 data. Totals for This Year refer to 2024 Year End.



Crime Indicators

Total This Year **2,138**
Total This Month **160**

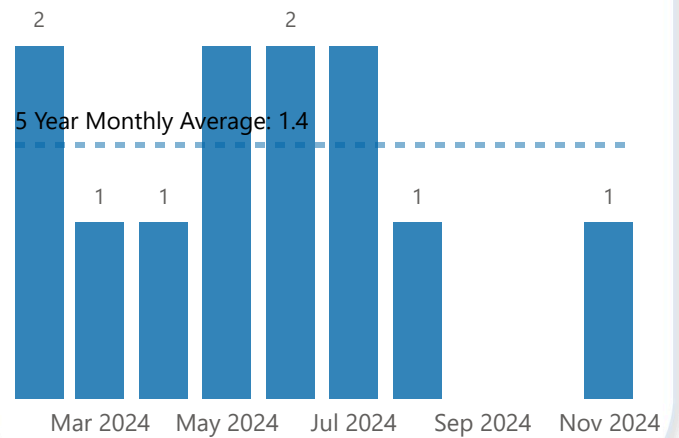
Crime Indicator	Total This Year	Total This Month
Assault	1,027	84
Theft From Auto	506	41
Break and Enter	230	13
Sexual Violation	121	11
Auto Theft	148	9
Robbery	81	1
Theft Over	25	1



Shootings

Total This Year **12**
Total This Month **1**

12 Month Shooting Trend

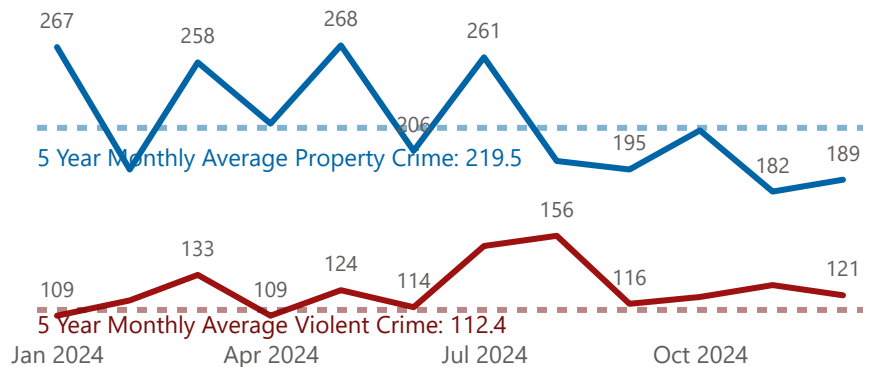


Violent Crime & Property Crime

12 Month Crime Trend

● Total Property Crime ● Total Violent Crime

Total Property Crime This Year **2,661**
 Total Property Crime This Month **189**
 Total Violent Crime This Year **1,497**
 Total Violent Crime This Month **121**



Above 5 Year Monthly Average
 Below 5 Year Monthly Average
 Equivalent with 5 Year Monthly Average



The following figures refer to Ward 2, December 2024 data.



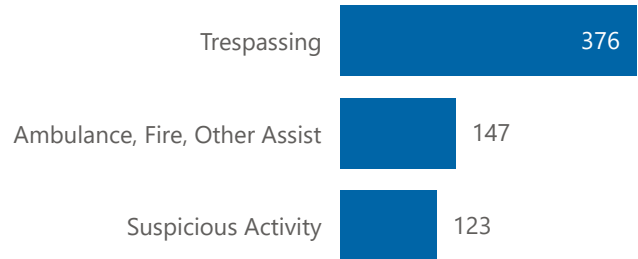
Calls for Service

*Citizen Generated

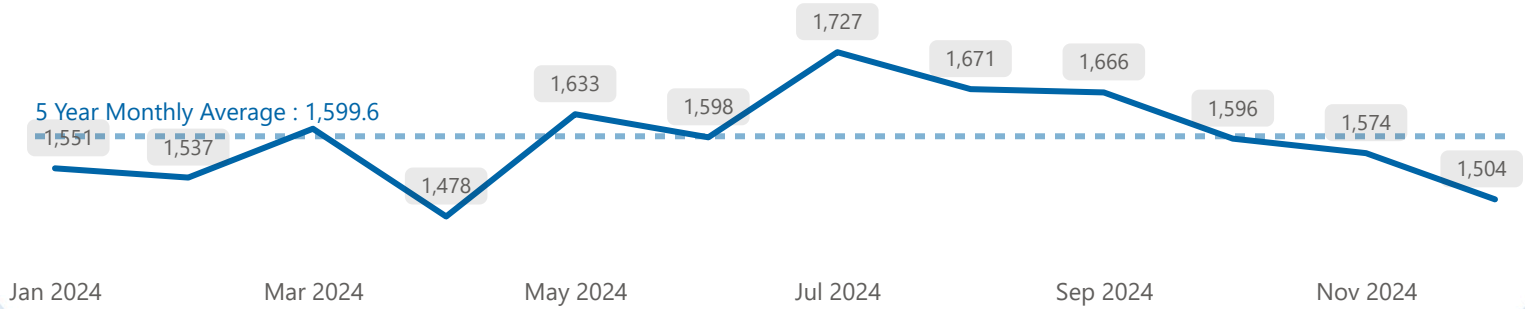
Total This Year **19,146**

Total This Month **1,504**

Top 3 Monthly Event Types



12 Month CFS Trend



Collisions

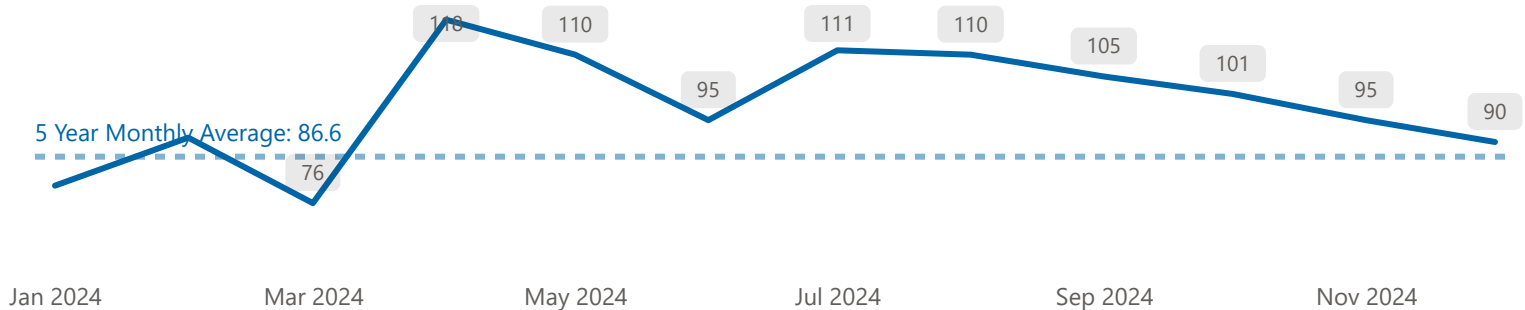
Total This Year **1,182**

Total This Month **90**

Monthly Collision Types



12 Month Collisions Trend



Above 5 Year Monthly Average

Below 5 Year Monthly Average

Equivalent with 5 Year Monthly Average