



5 Year Trends

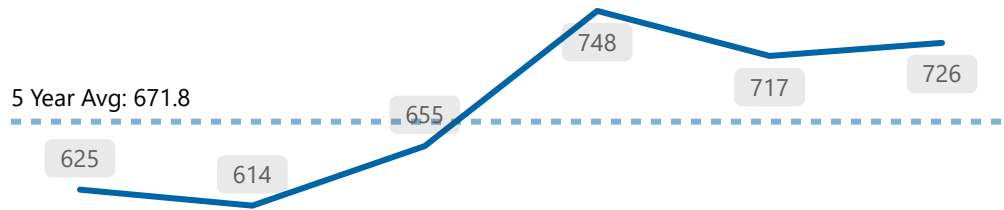
The following figures refer to data from 2019 - 2024. The total values refer to the total for 2024. The 5 Year average is calculated based on data from 2019 - 2023 (not including 2024).

Violent Crime



Total
726

*Ward 4

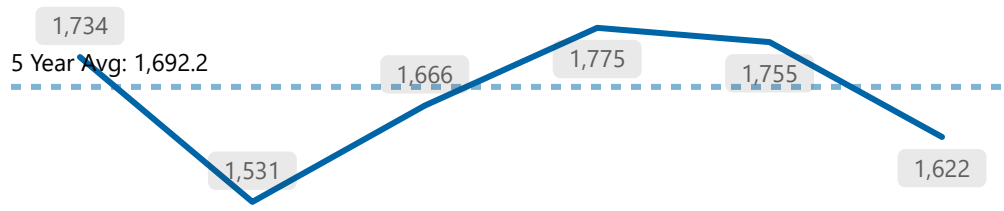


Property Crime



Total
1,622

*Ward 4

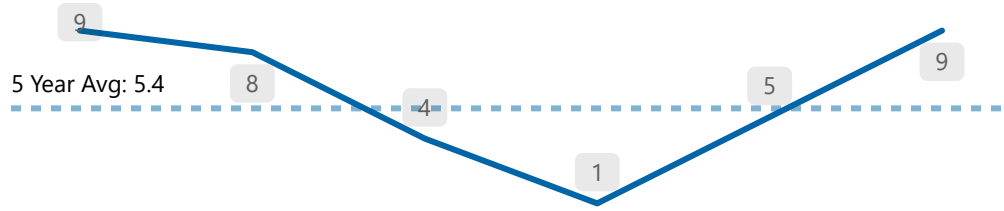


Shootings



Total
9

*Ward 4



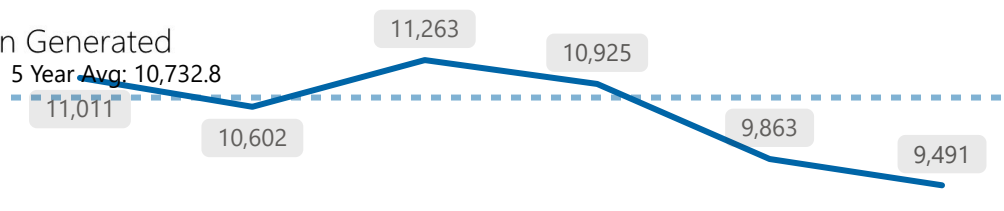
Calls for Service



Total
9,491

*Ward 4

*Citizen Generated

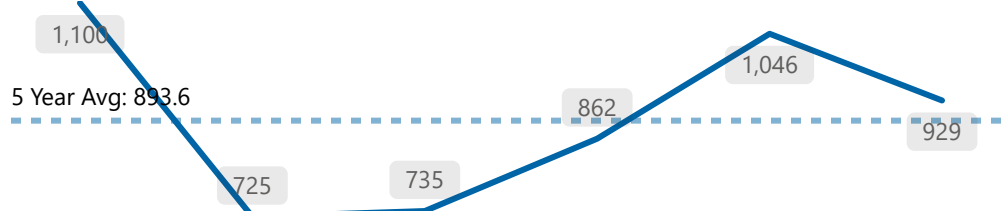


Collisions



Total
929

*Ward 4

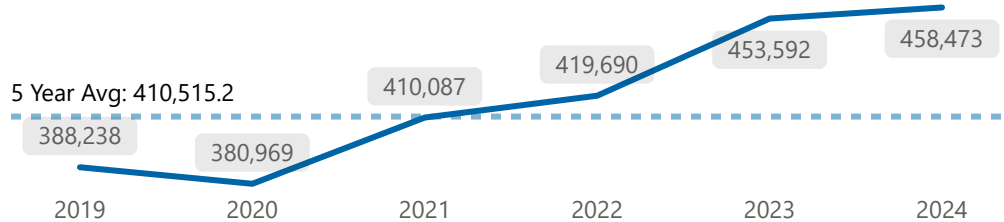


911 Calls



Total
458,473

*Service-Wide



- Above 5 Year Average
- Below 5 Year Average
- Equivalent with 5 Year Average



The following figures refer to Ward 4, December 2024 data. Totals for This Year refer to 2024 Year End.



Crime Indicators

Total This Year **936**
Total This Month **68**

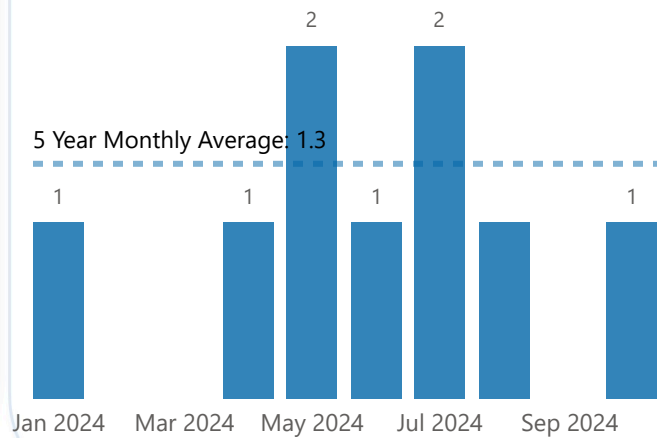
Crime Indicator	Total This Year	Total This Month
Assault	423	38 ▲
Auto Theft	118	12 ▼
Theft From Auto	115	9 ▼
Break and Enter	171	4 ▼
Robbery	25	2 ▼
Sexual Violation	71	2 ▼
Theft Over	13	1 ▼



Shootings

Total This Year **9**
Total This Month **1**

12 Month Shooting Trend

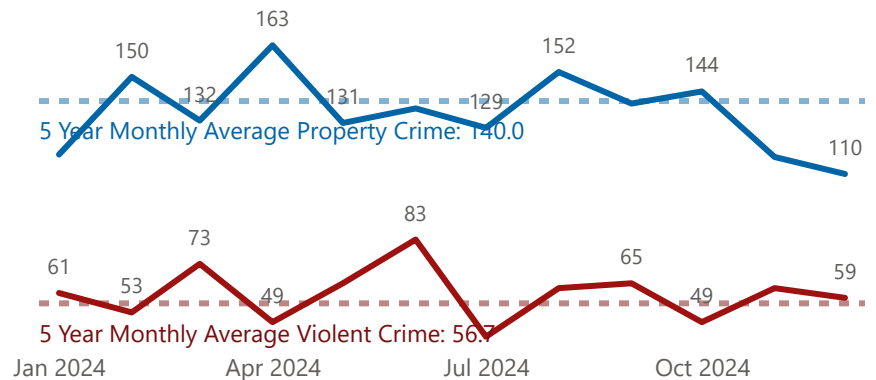


Violent Crime & Property Crime

12 Month Crime Trend

● Total Property Crime ● Total Violent Crime

Total Property Crime This Year	1,622
Total Property Crime This Month	▼ 110
Total Violent Crime This Year	726
Total Violent Crime This Month	▲ 59



▲ Above 5 Year Monthly Average
▼ Below 5 Year Monthly Average
▬ Equivalent with 5 Year Monthly Average



The following figures refer to Ward 4, December 2024 data.



Calls for Service

*Citizen Generated

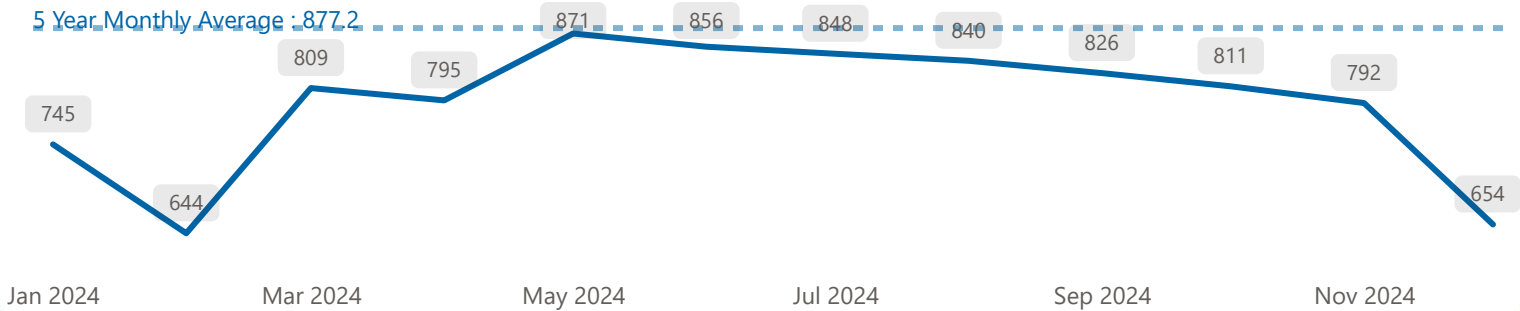
Total This Year **9,491**

Total This Month **654**

Top 3 Monthly Event Types



12 Month CFS Trend



Collisions

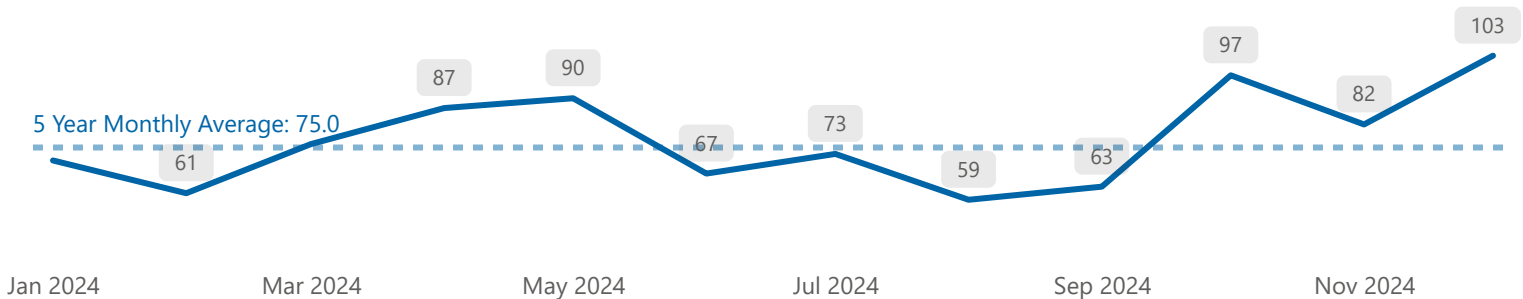
Total This Year **929**

Total This Month **103**

Monthly Collision Types



12 Month Collisions Trend



Above 5 Year Monthly Average
 Below 5 Year Monthly Average
 Equivalent with 5 Year Monthly Average