



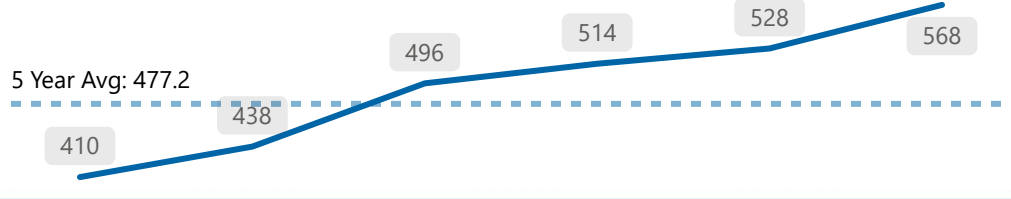
5 Year Trends

The following figures refer to data from 2019 - 2024. The total values refer to the total for 2024. The 5 Year average is calculated based on data from 2019 - 2023 (not including 2024).

Violent Crime



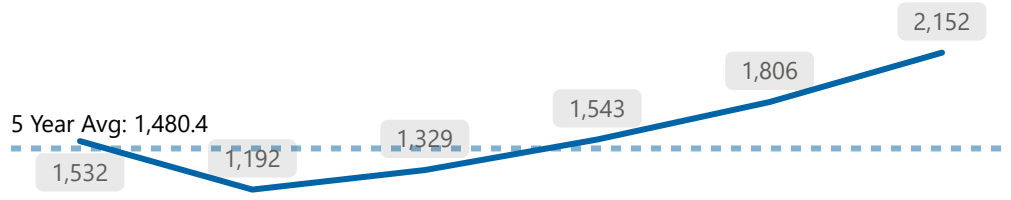
Total
568
*Ward 5



Property Crime



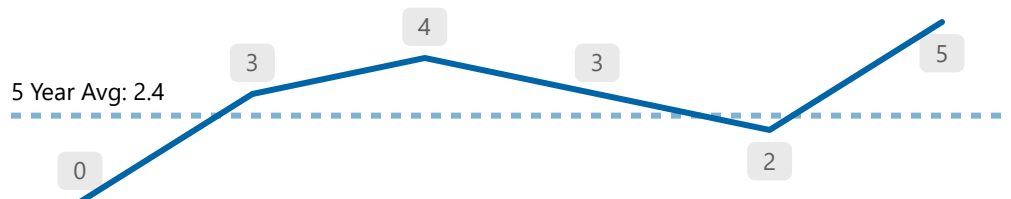
Total
2,152
*Ward 5



Shootings



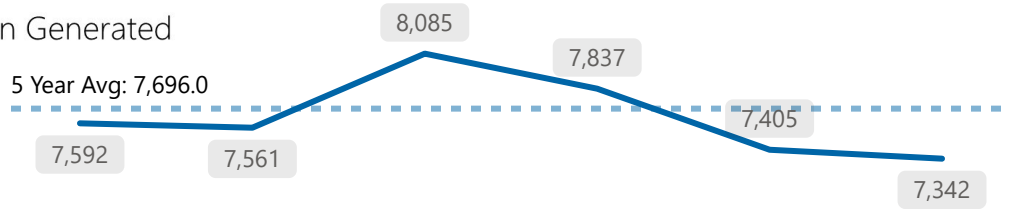
Total
5
*Ward 5



Calls for Service *Citizen Generated



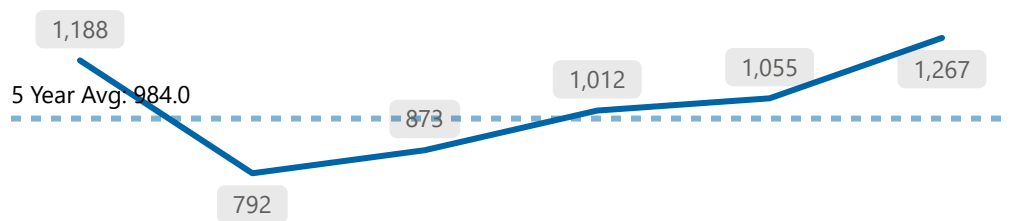
Total
7,342
*Ward 5



Collisions



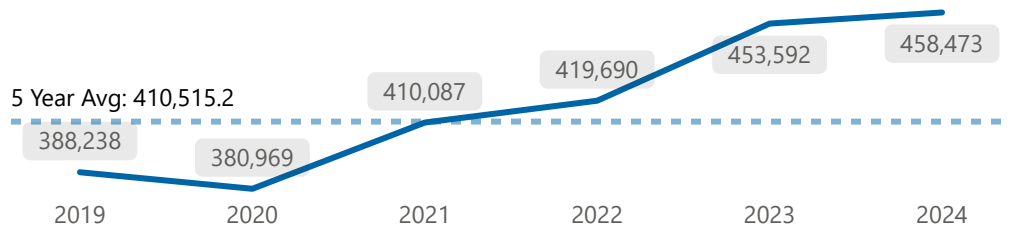
Total
1,267
*Ward 5



911 Calls



Total
458,473
*Service-Wide



Above 5 Year Average
 Below 5 Year Average
 Equivalent with 5 Year Average



Monthly Crime Trends

Ward 5 - December 2024

The following figures refer to Ward 5, December 2024 data. Totals for This Year refer to 2024 Year End.



Crime Indicators

Total This Year **908**
 Total This Month **51**

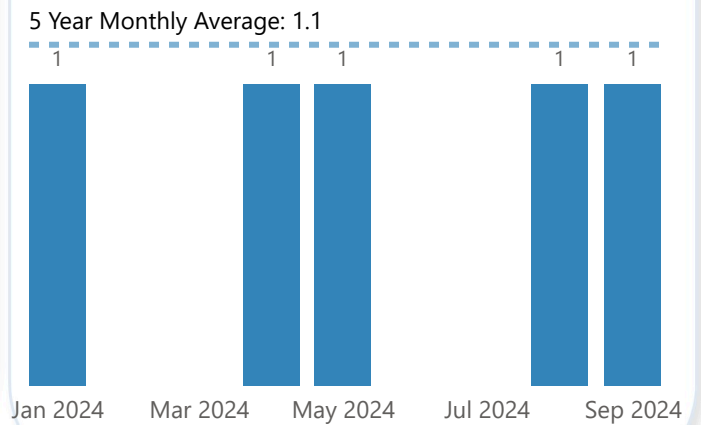
Crime Indicator	Total This Year	Total This Month
Auto Theft	183	17
Assault	335	16
Theft From Auto	134	7
Break and Enter	145	6
Robbery	34	2
Theft Over	22	2
Sexual Violation	55	1



Shootings

Total This Year **5**
 Total This Month **1**

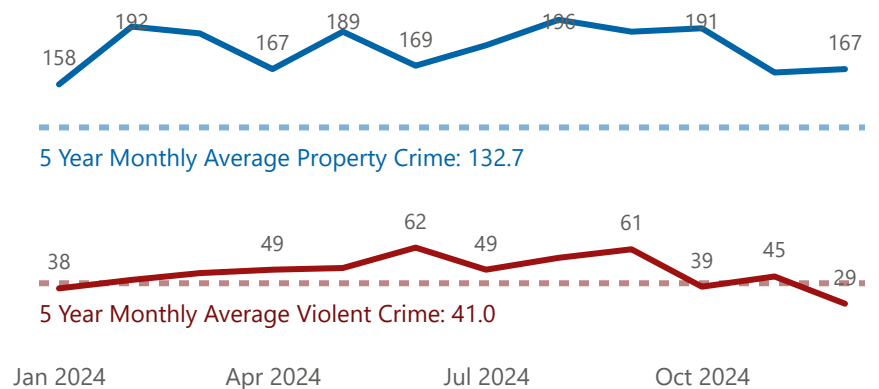
12 Month Shooting Trend



Violent Crime & Property Crime

12 Month Crime Trend

● Total Property Crime ● Total Violent Crime



Total Property Crime This Year **2,152**
 Total Property Crime This Month **167**
 Total Violent Crime This Year **568**
 Total Violent Crime This Month **29**

Above 5 Year Monthly Average
 Below 5 Year Monthly Average
 Equivalent with 5 Year Monthly Average



The following figures refer to Ward 5, December 2024 data.



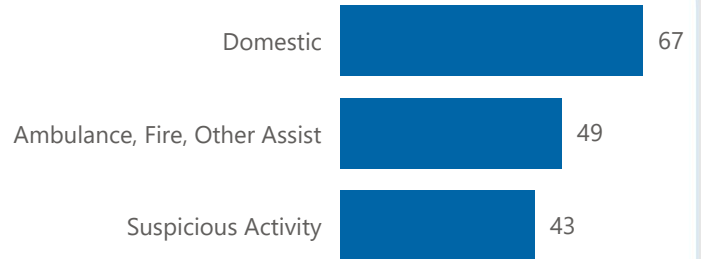
Calls for Service

*Citizen Generated

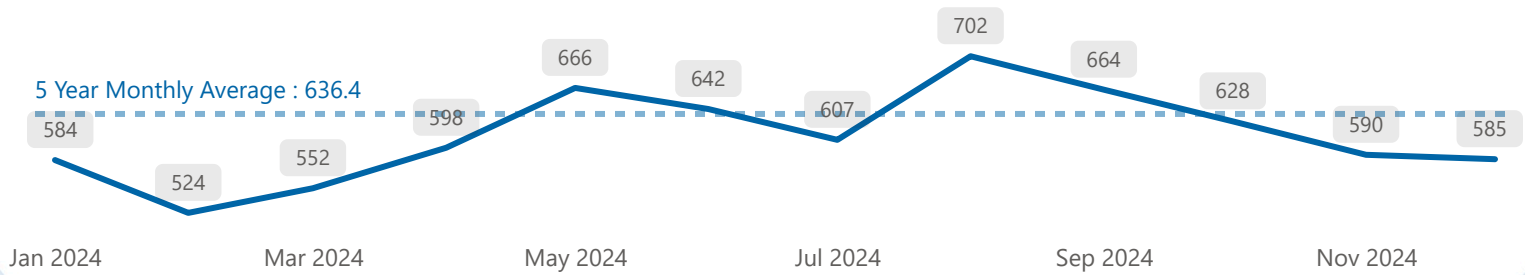
Total This Year **7,342**

Total This Month **585**

Top 3 Monthly Event Types



12 Month CFS Trend




Collisions

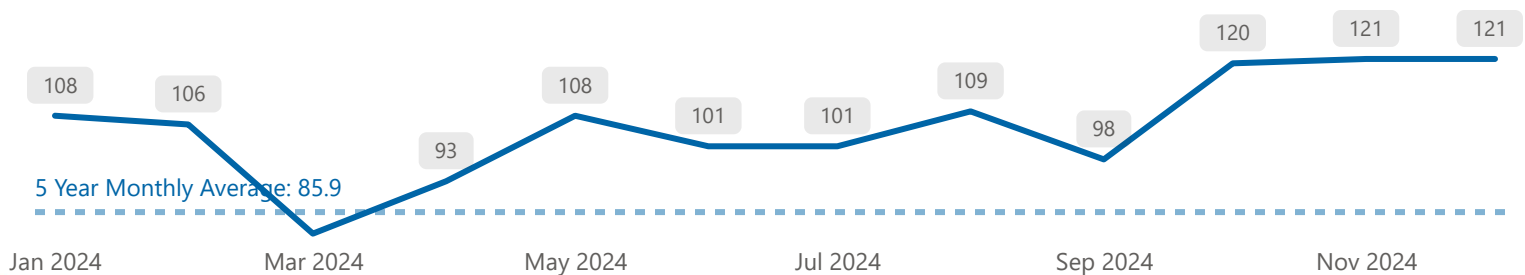
Total This Year **1,267**

Total This Month **121**

Monthly Collision Types



12 Month Collisions Trend



Above 5 Year Monthly Average
 Below 5 Year Monthly Average
 Equivalent with 5 Year Monthly Average