



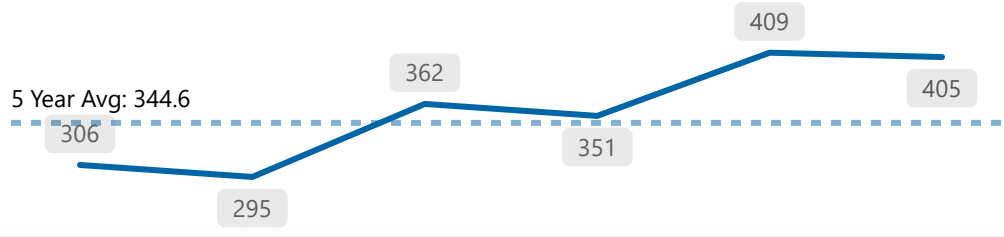
5 Year Trends

The following figures refer to data from 2019 - 2024. The total values refer to the total for 2024. The 5 Year average is calculated based on data from 2019 - 2023 (not including 2024).

Violent Crime



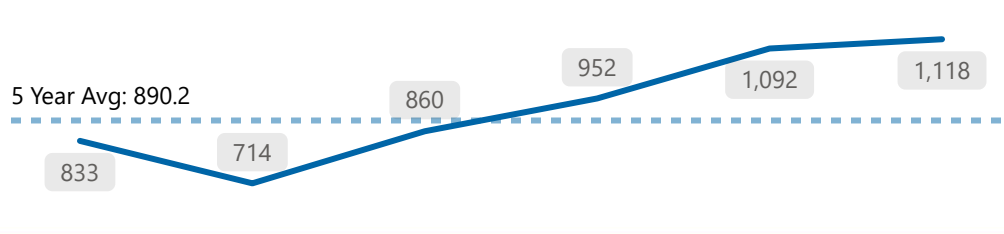
Total **405**
*Ward 6



Property Crime



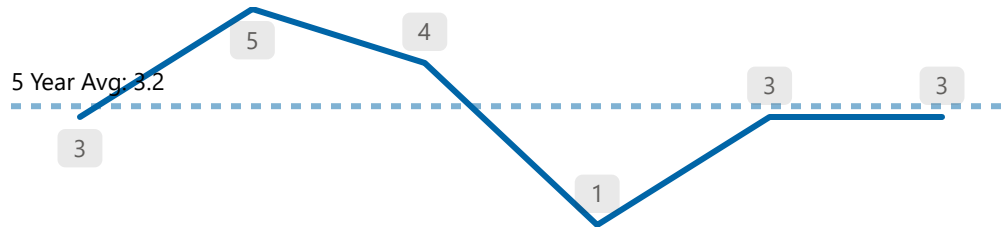
Total **1,118**
*Ward 6



Shootings



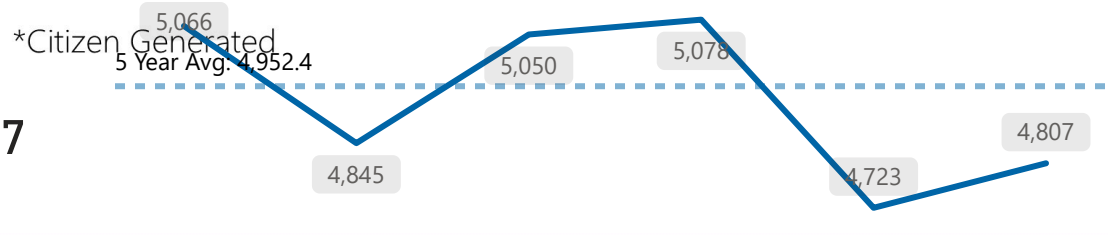
Total **3**
*Ward 6



Calls for Service



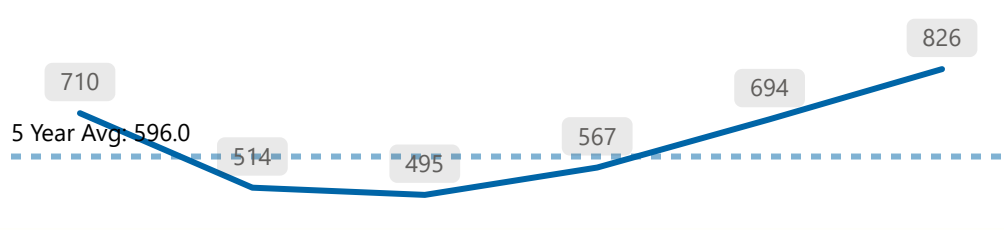
Total **4,807**
*Ward 6



Collisions



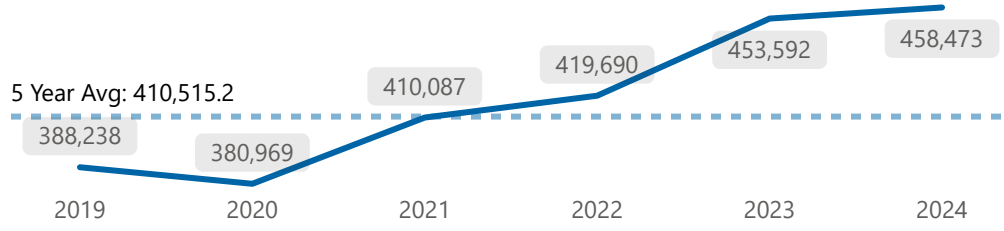
Total **826**
*Ward 6



911 Calls



Total **458,473**
*Service-Wide



Above 5 Year Average
 Below 5 Year Average
 Equivalent with 5 Year Average



The following figures refer to Ward 6, December 2024 data. Totals for This Year refer to 2024 Year End.



Crime Indicators

Total This Year **608**
Total This Month **57**

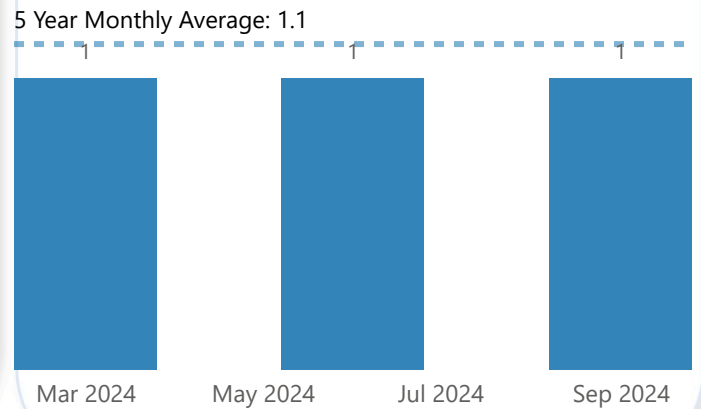
Crime Indicator	Total This Year	Total This Month
Auto Theft	142	16
Assault	223	15
Theft From Auto	84	13
Break and Enter	88	7
Sexual Violation	52	4
Robbery	10	1
Theft Over	9	1



Shootings

Total This Year **3**
Total This Month

12 Month Shooting Trend

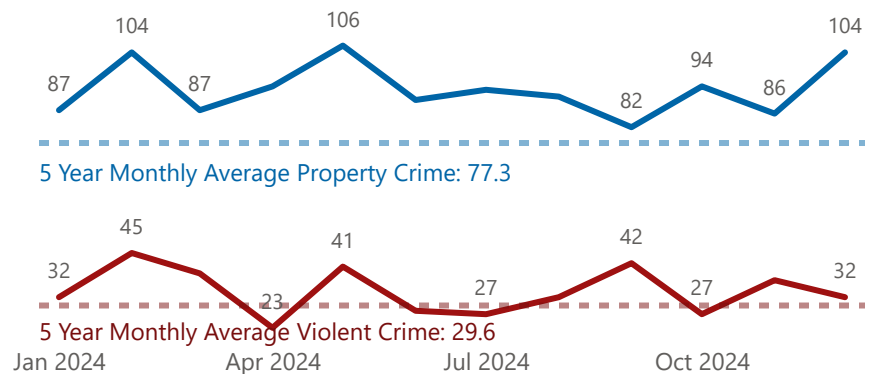


Violent Crime & Property Crime

12 Month Crime Trend

● Total Property Crime ● Total Violent Crime

Total Property Crime This Year	1,118
Total Property Crime This Month	104
Total Violent Crime This Year	405
Total Violent Crime This Month	32



Above 5 Year Monthly Average
 Below 5 Year Monthly Average
 Equivalent with 5 Year Monthly Average



The following figures refer to Ward 6, December 2024 data.



Calls for Service

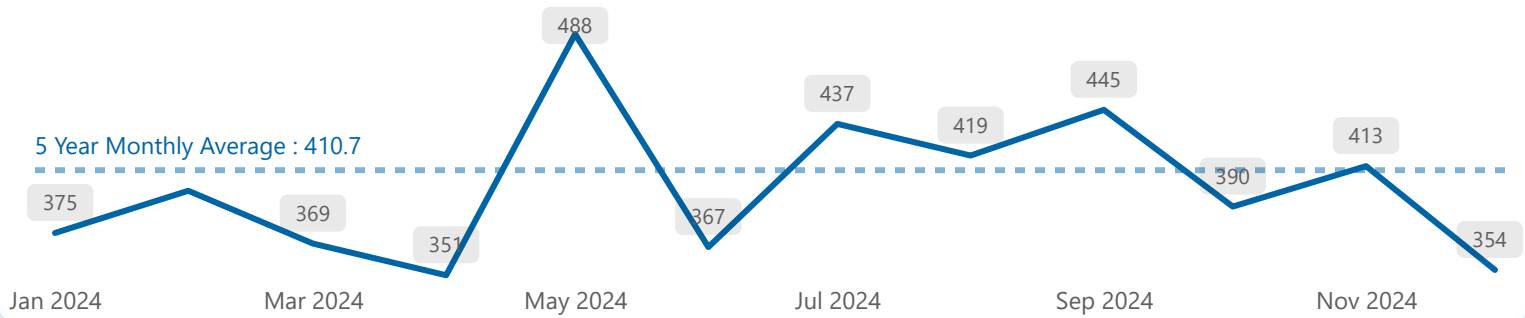
*Citizen Generated

Total This Year **4,807**
 Total This Month **354**

Top 3 Monthly Event Types



12 Month CFS Trend



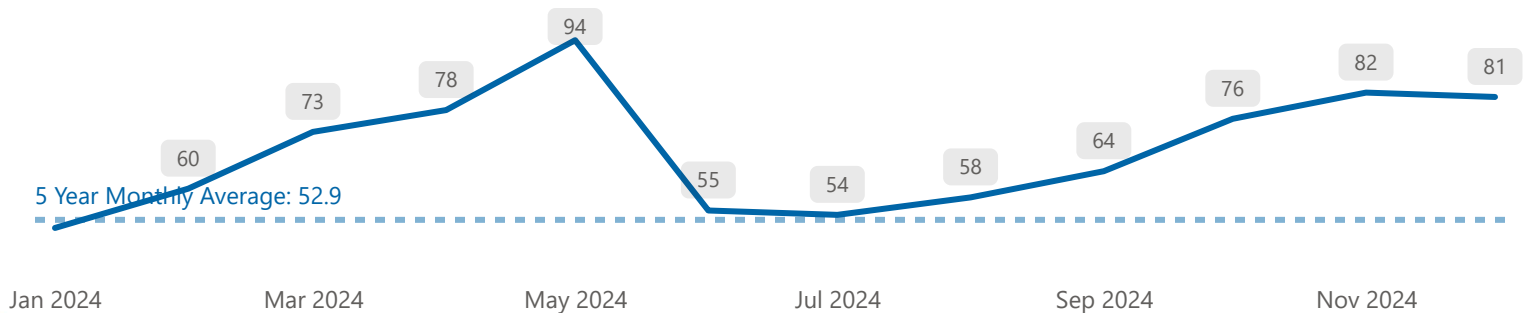
Collisions

Total This Year **826**
 Total This Month **81**

Monthly Collision Types



12 Month Collisions Trend



Above 5 Year Monthly Average
 Below 5 Year Monthly Average
 Equivalent with 5 Year Monthly Average