



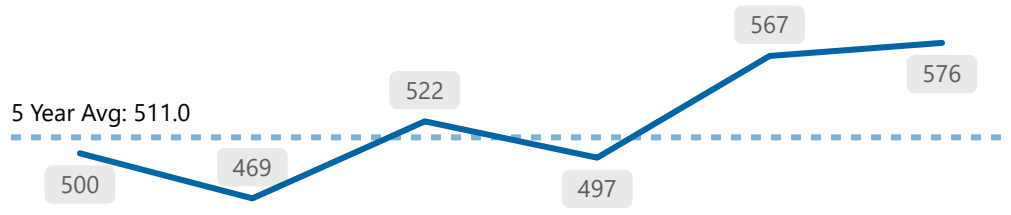
5 Year Trends

The following figures refer to data from 2019 - 2024. The total values refer to the total for 2024. The 5 Year average is calculated based on data from 2019 - 2023 (not including 2024).

Violent Crime



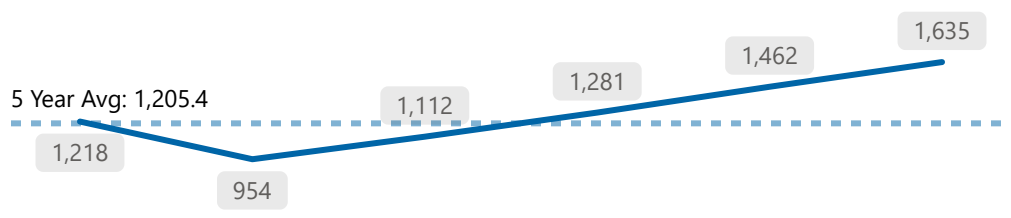
Total **576**
*Ward 7



Property Crime



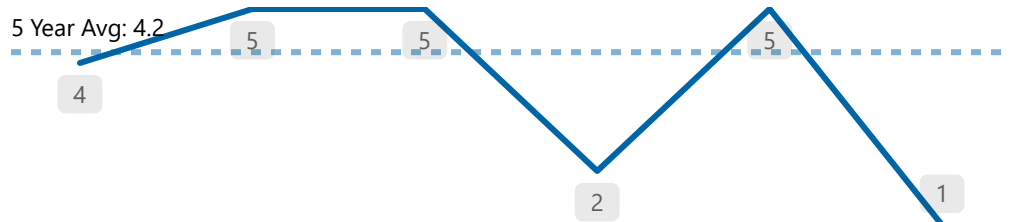
Total **1,635**
*Ward 7



Shootings



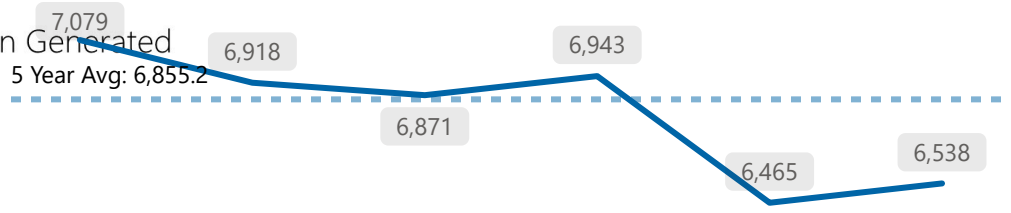
Total **1**
*Ward 7



Calls for Service



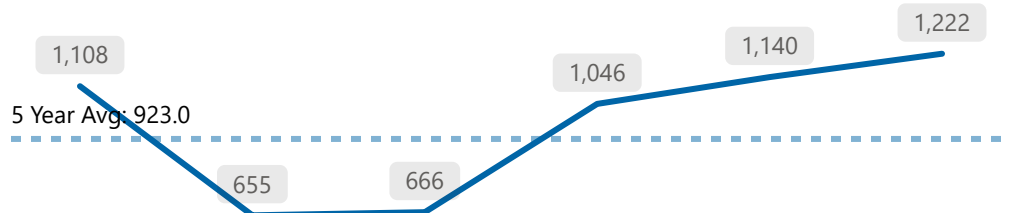
Total **6,538**
*Ward 7



Collisions



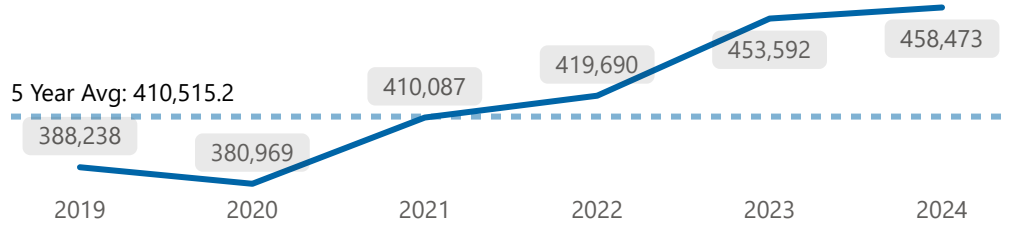
Total **1,222**
*Ward 7



911 Calls



Total **458,473**
*Service-Wide



Above 5 Year Average
 Below 5 Year Average
 Equivalent with 5 Year Average



Monthly Crime Trends

Ward 7 - December 2024

The following figures refer to Ward 7, December 2024 data. Totals for This Year refer to 2024 Year End.



Crime Indicators

Total This Year **859**
 Total This Month **91**

Crime Indicator	Total This Year	Total This Month
Assault	340	33
Auto Theft	192	26
Theft From Auto	125	14
Break and Enter	89	7
Sexual Violation	52	7
Robbery	40	3
Theft Over	21	1



Shootings

Total This Year **1**
 Total This Month

12 Month Shooting Trend

5 Year Monthly Average: 1.2

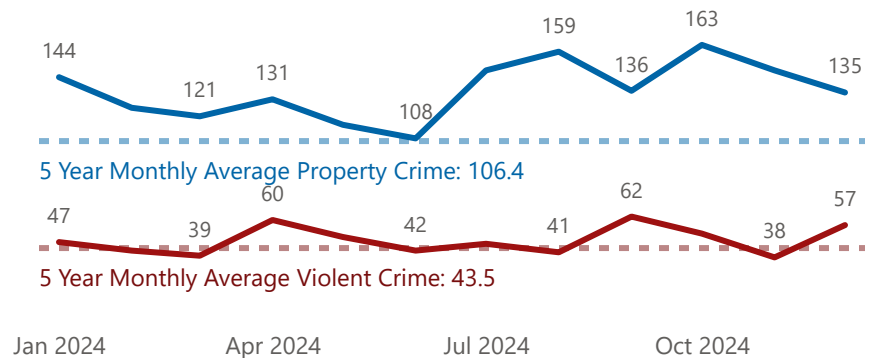


Violent Crime & Property Crime

12 Month Crime Trend

● Total Property Crime ● Total Violent Crime

Total Property Crime This Year **1,635**
 Total Property Crime This Month **135**
 Total Violent Crime This Year **576**
 Total Violent Crime This Month **57**



Above 5 Year Monthly Average
 Below 5 Year Monthly Average
 Equivalent with 5 Year Monthly Average



The following figures refer to Ward 7, December 2024 data.



Calls for Service

*Citizen Generated

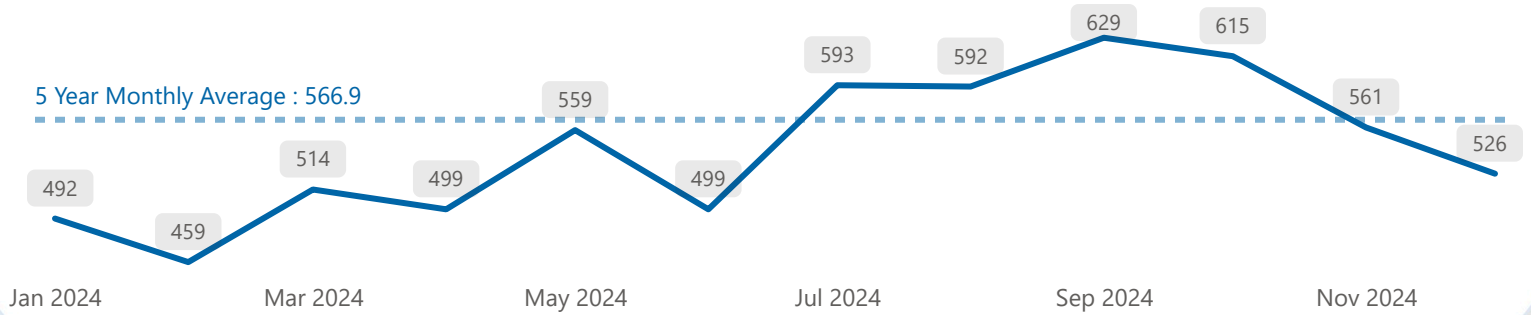
Total This Year **6,538**

Total This Month **526**

Top 3 Monthly Event Types



12 Month CFS Trend



Collisions

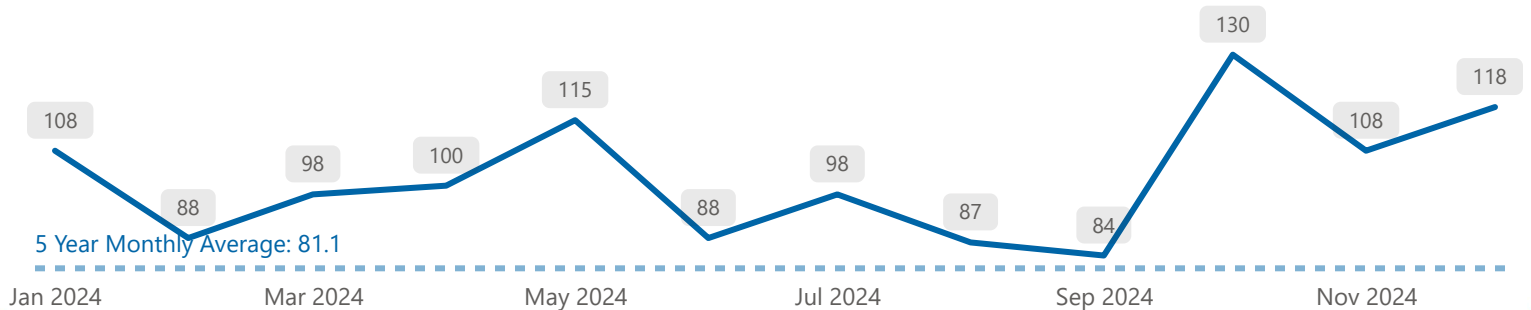
Total This Year **1,222**

Total This Month **118**

Monthly Collision Types



12 Month Collisions Trend



Above 5 Year Monthly Average
 Below 5 Year Monthly Average
 Equivalent with 5 Year Monthly Average