



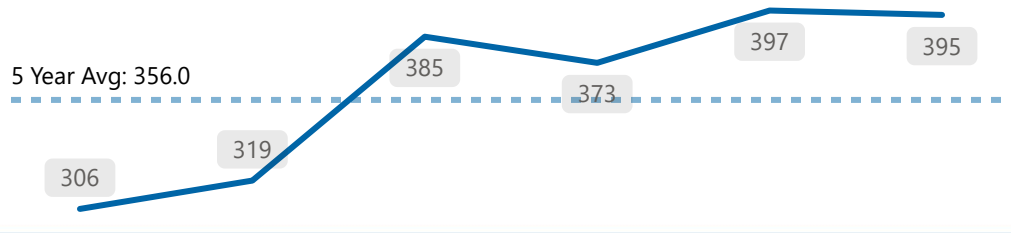
# 5 Year Trends

The following figures refer to data from 2019 - 2024. The total values refer to the total for 2024. The 5 Year average is calculated based on data from 2019 - 2023 (not including 2024).

## Violent Crime



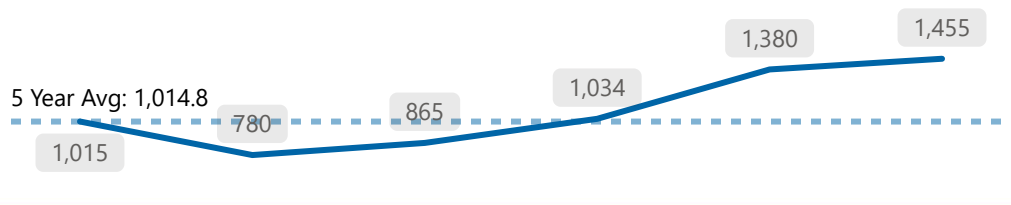
Total **395**  
\*Ward 8



## Property Crime



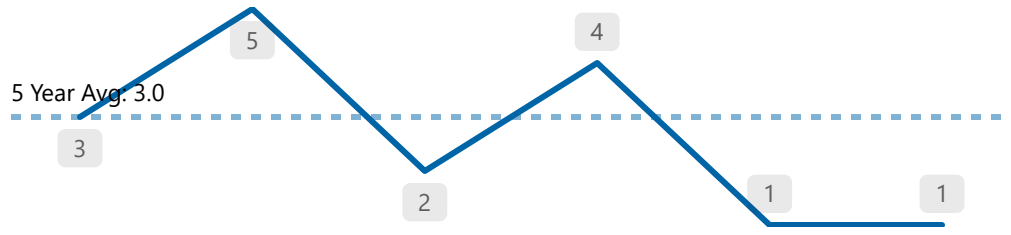
Total **1,455**  
\*Ward 8



## Shootings



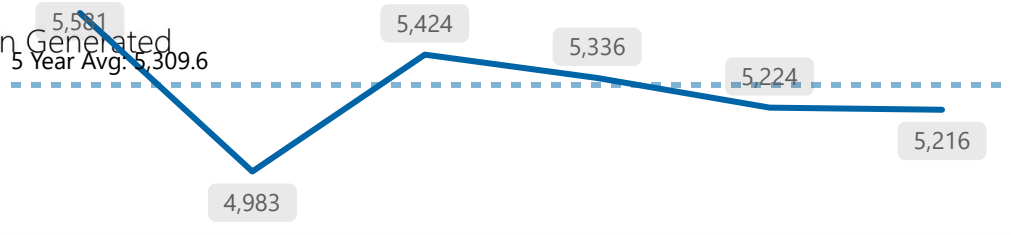
Total **1**  
\*Ward 8



## Calls for Service



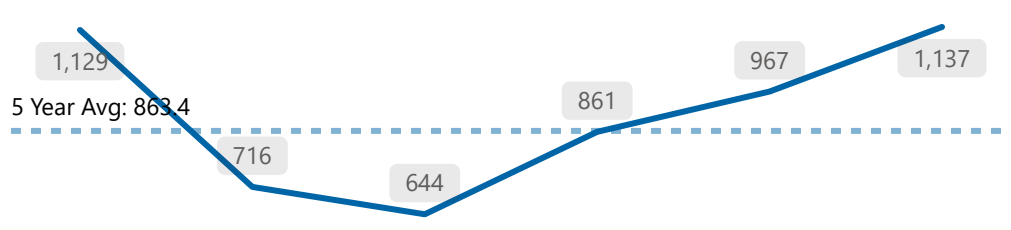
Total **5,216**  
\*Ward 8  
\*Citizen Generated  
5 Year Avg: 5,309.6



## Collisions



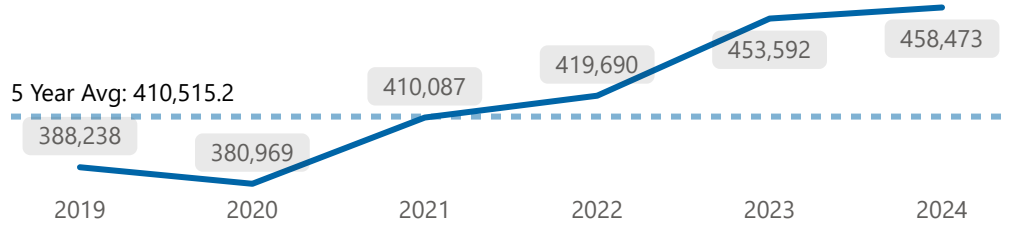
Total **1,137**  
\*Ward 8



## 911 Calls



Total **458,473**  
\*Service-Wide



Above 5 Year Average  
 Below 5 Year Average  
 Equivalent with 5 Year Average



The following figures refer to Ward 8, December 2024 data. Totals for This Year refer to 2024 Year End.



## Crime Indicators

Total This Year **642**  
Total This Month **45**

Crime Indicator	Total This Year	Total This Month
Assault	215	13
Auto Theft	131	13
Break and Enter	101	7
Theft From Auto	103	5
Robbery	31	4
Sexual Violation	47	3
Theft Over	14	



## Shootings

Total This Year **1**  
Total This Month **1**

### 12 Month Shooting Trend

5 Year Monthly Average: 1.1



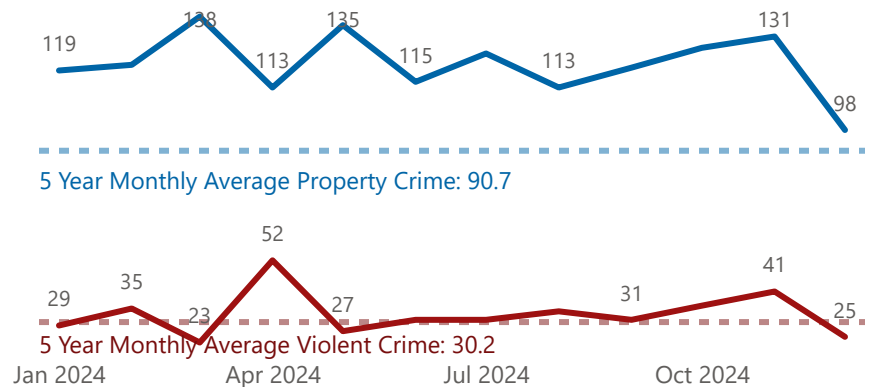
Jul 2024



## Violent Crime & Property Crime

### 12 Month Crime Trend

● Total Property Crime ● Total Violent Crime



Total Property Crime This Year **1,455**  
 Total Property Crime This Month **98**  
 Total Violent Crime This Year **395**  
 Total Violent Crime This Month **25**

Above 5 Year Monthly Average  
 Below 5 Year Monthly Average  
 Equivalent with 5 Year Monthly Average



The following figures refer to Ward 8, December 2024 data.



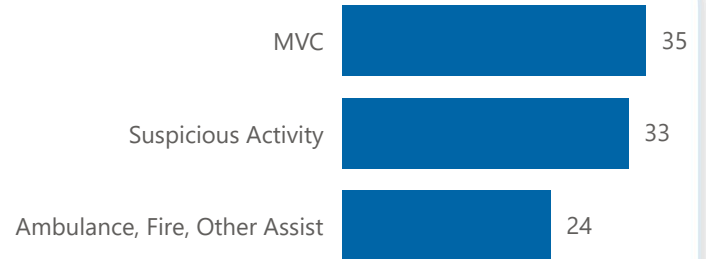
### Calls for Service

\*Citizen Generated

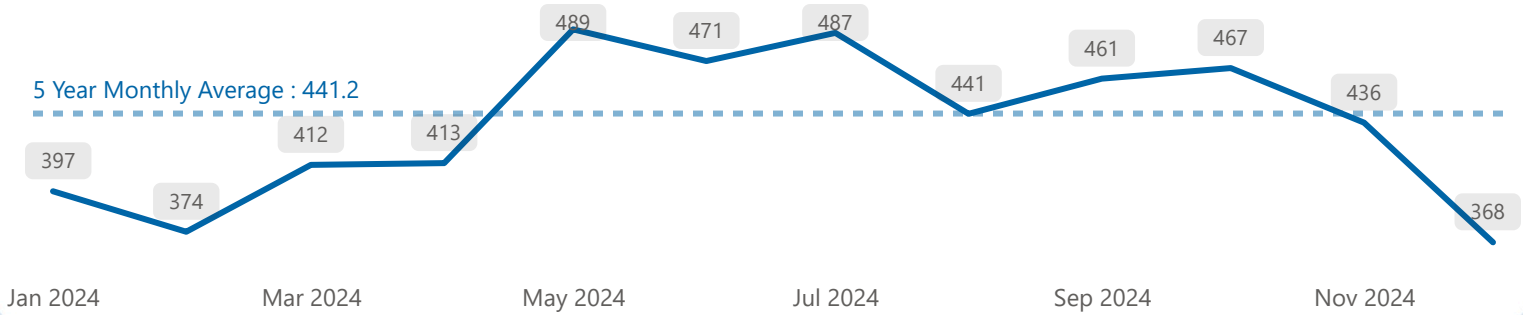
Total This Year **5,216**

Total This Month **368**

### Top 3 Monthly Event Types



### 12 Month CFS Trend




### Collisions

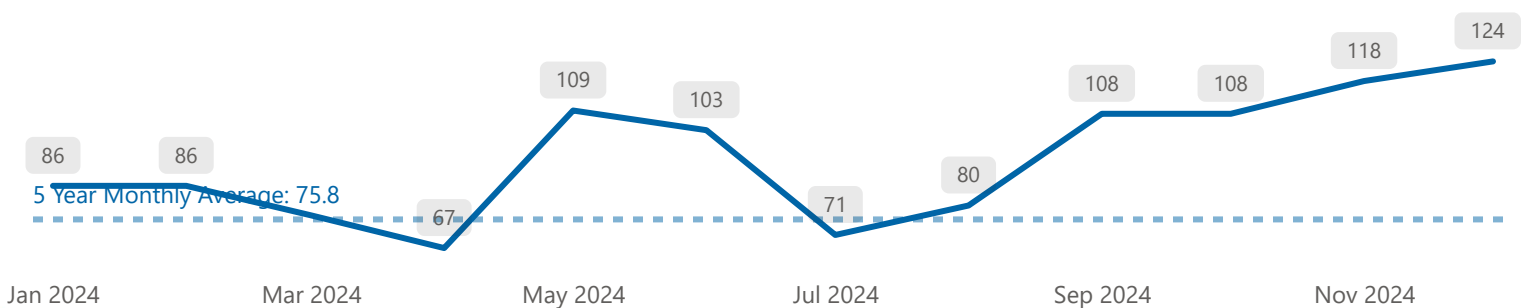
Total This Year **1,137**

Total This Month **124**

### Monthly Collision Types



### 12 Month Collisions Trend



Above 5 Year Monthly Average  
 Below 5 Year Monthly Average  
 Equivalent with 5 Year Monthly Average