



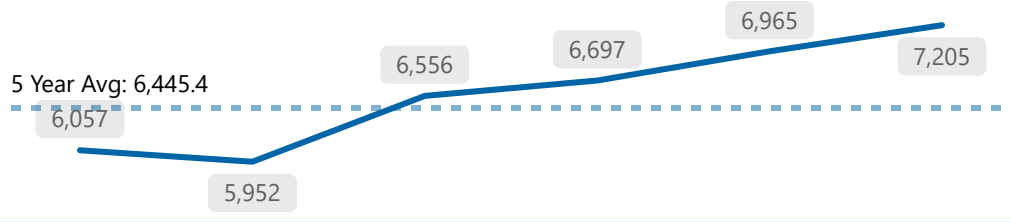
5 Year Trends

The following figures refer to data from 2019 - 2024. The total values refer to the total for 2024. The 5 Year average is calculated based on data from 2019 - 2023 (not including 2024).

Violent Crime



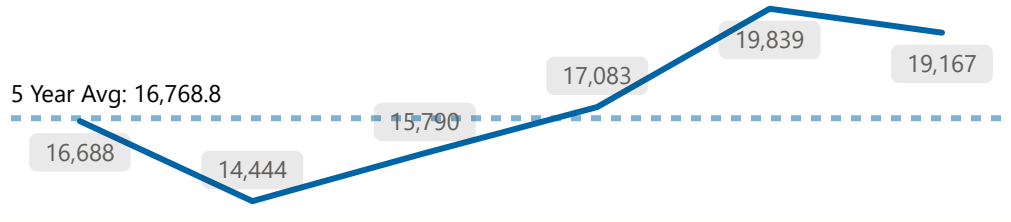
Total
7,205
*Service-Wide



Property Crime



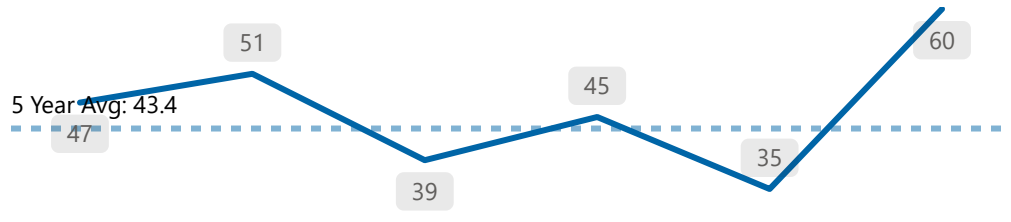
Total
19,167
*Service-Wide



Shootings



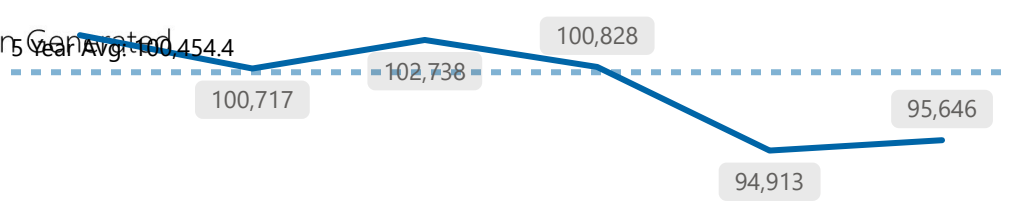
Total
60
*Service-Wide



Calls for Service



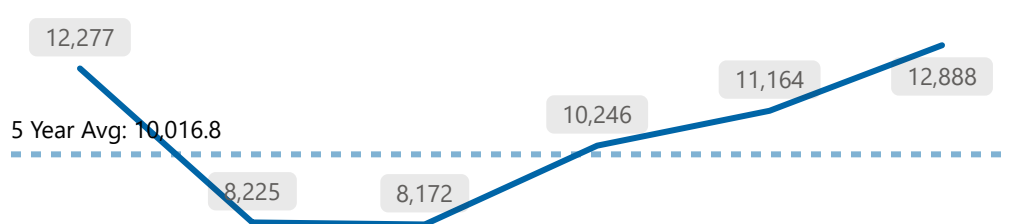
Total
95,646
*Service-Wide



Collisions



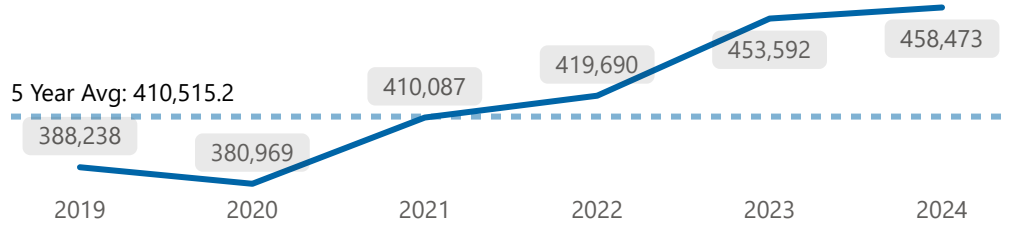
Total
12,888
*Service-Wide



911 Calls



Total
458,473
*Service-Wide



Above 5 Year Average
 Below 5 Year Average
 Equivalent with 5 Year Average



Monthly Crime Trends

Service-Wide - February 2025

The following figures refer to Service-Wide, February 2025 data. Totals for This Year refer to 2025 YTD.



Crime Indicators

Total This Year **1,606**
Total This Month **712**

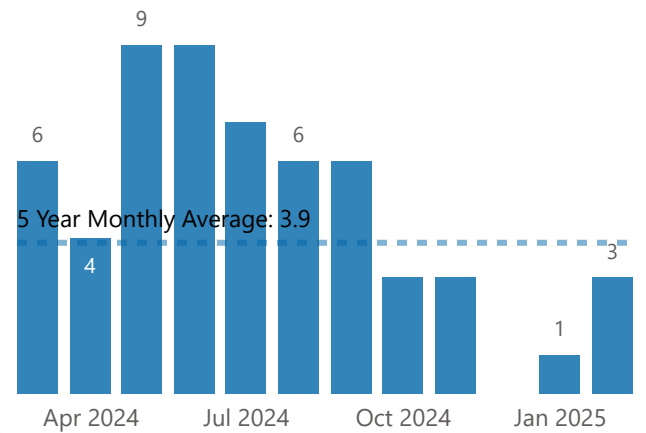
Crime Indicator	Total This Year	Total This Month
Assault	630	303
Auto Theft	294	121
Theft From Auto	288	119
Break and Enter	181	72
Sexual Violation	136	69
Robbery	61	21
Theft Over	16	7



Shootings

Total This Year **4**
Total This Month **3**

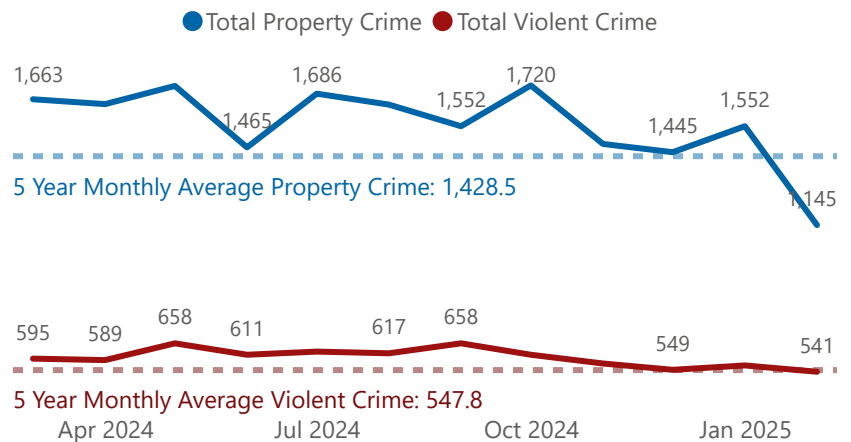
12 Month Shooting Trend



Violent Crime & Property Crime

Total Property Crime This Year **2,697**
 Total Property Crime This Month **1,145**
 Total Violent Crime This Year **1,108**
 Total Violent Crime This Month **541**

12 Month Crime Trend



Above 5 Year Monthly Average
 Below 5 Year Monthly Average
 Equivalent with 5 Year Monthly Average



The following figures refer to Service-Wide, February 2025 data.



Calls for Service

*Citizen Generated

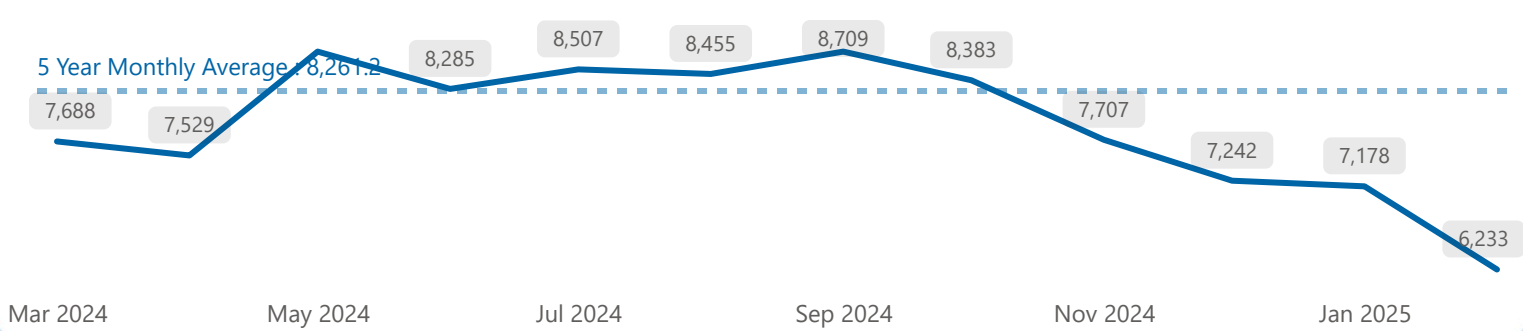
Total This Year **13,411**

Total This Month **6,233**

Top 3 Monthly Event Types



12 Month CFS Trend




Collisions

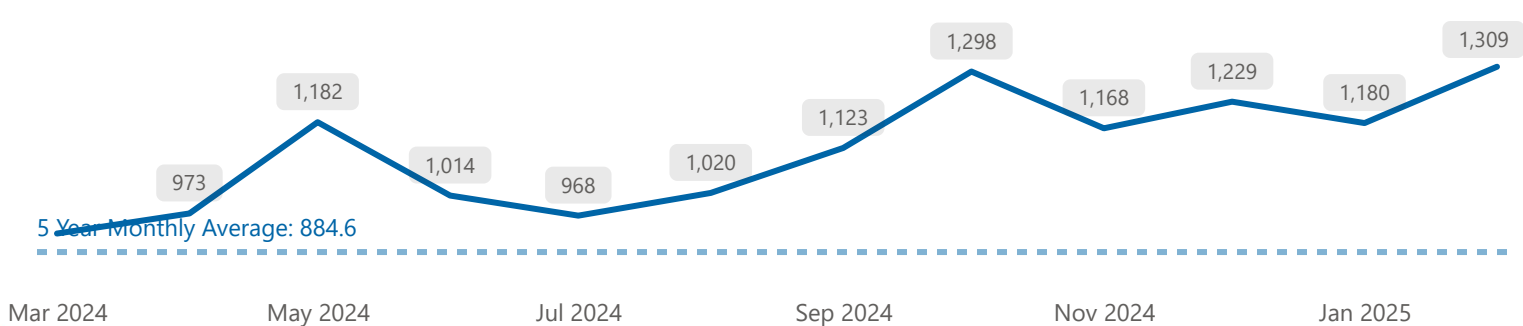
Total This Year **2,489**

Total This Month **1,309**

Monthly Collision Types



12 Month Collisions Trend



Above 5 Year Monthly Average
 Below 5 Year Monthly Average
 Equivalent with 5 Year Monthly Average