



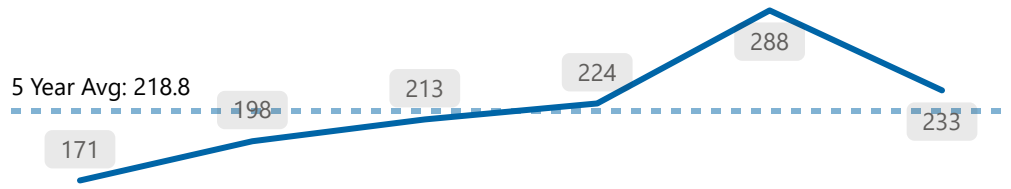
5 Year Trends

The following figures refer to data from 2019 - 2024. The total values refer to the total for 2024. The 5 Year average is calculated based on data from 2019 - 2023 (not including 2024).

Violent Crime



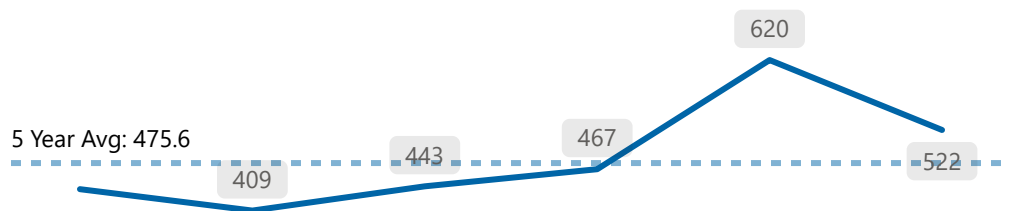
Total **233**
*Ward 14



Property Crime



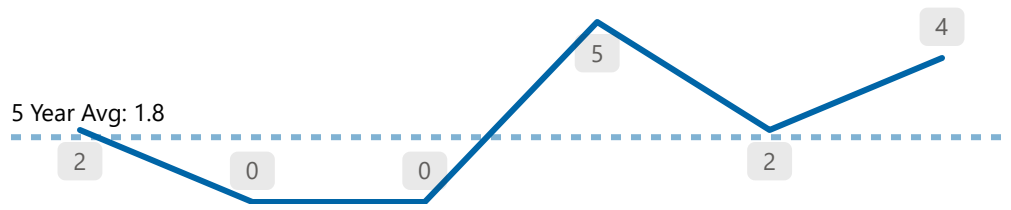
Total **522**
*Ward 14



Shootings



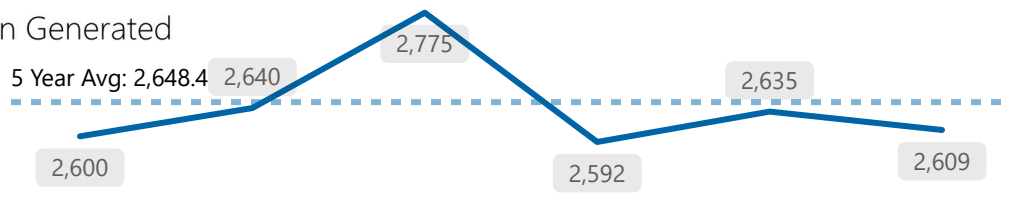
Total **4**
*Ward 14



Calls for Service *Citizen Generated



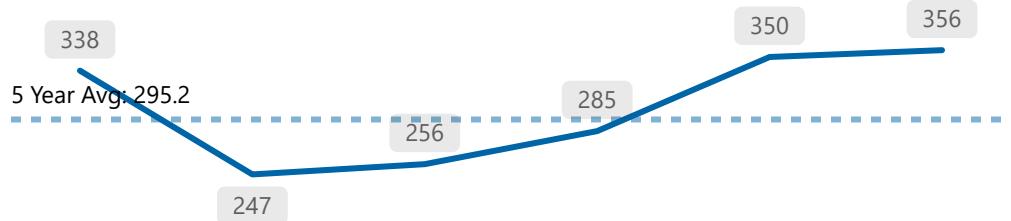
Total **2,609**
*Ward 14



Collisions



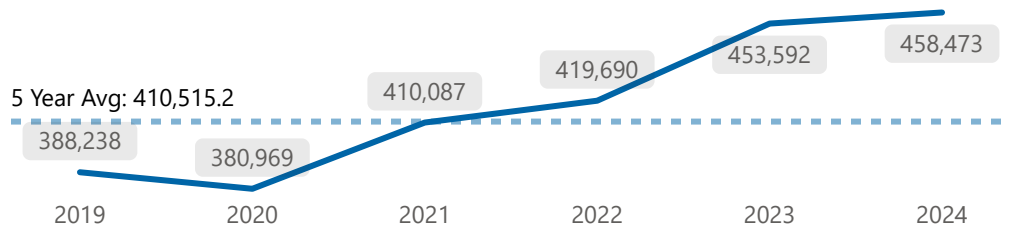
Total **356**
*Ward 14



911 Calls



Total **458,473**
*Service-Wide



Above 5 Year Average
 Below 5 Year Average
 Equivalent with 5 Year Average



The following figures refer to Ward 14, February 2025 data. Totals for This Year refer to 2025 YTD.



Crime Indicators

Total This Year **58**
 Total This Month **27**

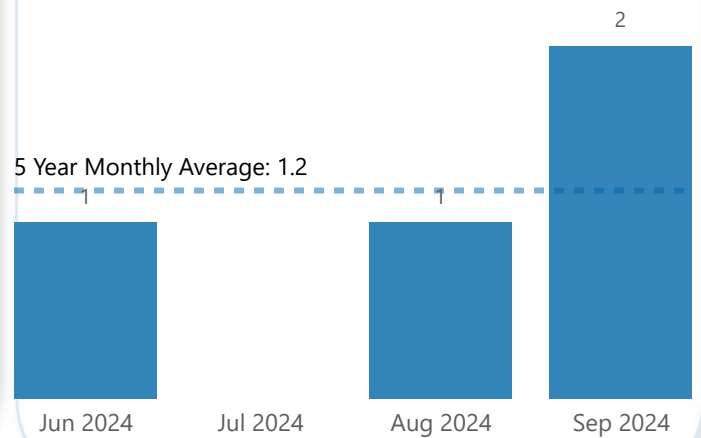
Crime Indicator	Total This Year	Total This Month
Assault	15	8
Auto Theft	21	8
Sexual Violation	8	6
Robbery	5	3
Theft From Auto	7	1
Theft Over	2	1



Shootings

Total This Year
 Total This Month

12 Month Shooting Trend

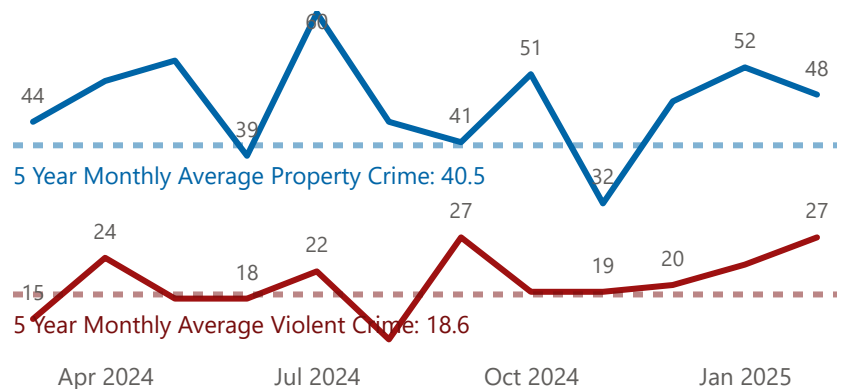


Violent Crime & Property Crime

12 Month Crime Trend

● Total Property Crime ● Total Violent Crime

Total Property Crime This Year **100**
 Total Property Crime This Month **48**
 Total Violent Crime This Year **50**
 Total Violent Crime This Month **27**



Above 5 Year Monthly Average
 Below 5 Year Monthly Average
 Equivalent with 5 Year Monthly Average



The following figures refer to Ward 14, February 2025 data.



Calls for Service

*Citizen Generated

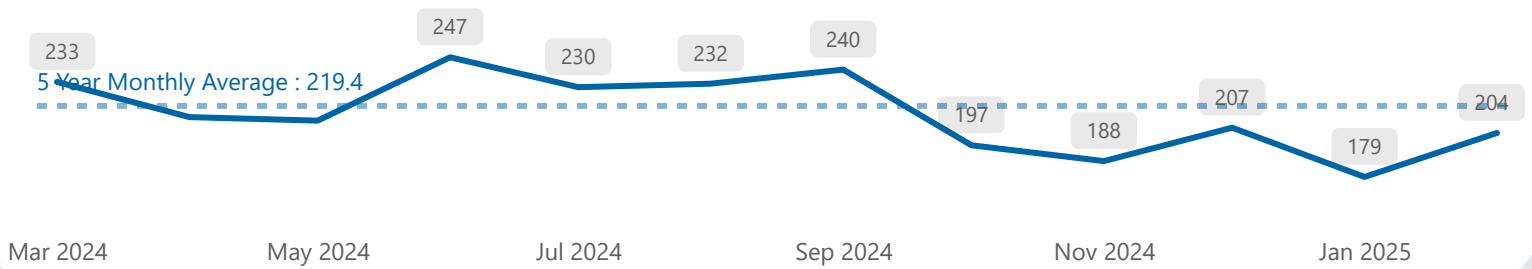
Total This Year **383**

Total This Month **204**

Top 3 Monthly Event Types



12 Month CFS Trend



Collisions

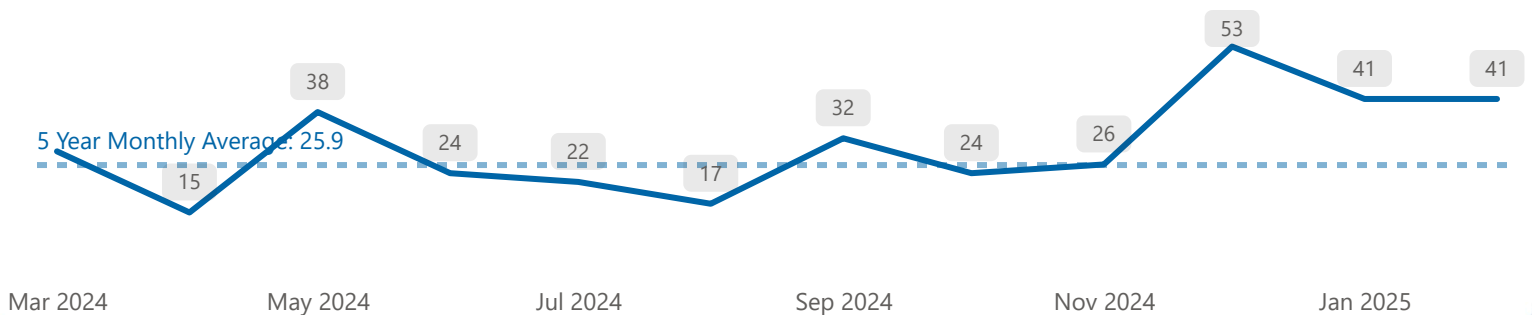
Total This Year **82**

Total This Month **41**

Monthly Collision Types



12 Month Collisions Trend



Above 5 Year Monthly Average
 Below 5 Year Monthly Average
 Equivalent with 5 Year Monthly Average