



5 Year Trends

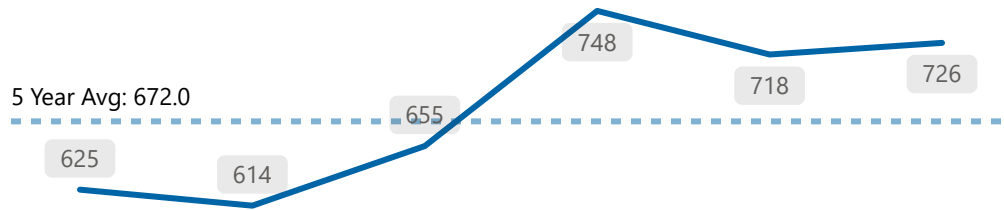
The following figures refer to data from 2019 - 2024. The total values refer to the total for 2024. The 5 Year average is calculated based on data from 2019 - 2023 (not including 2024).

Violent Crime



Total
726

*Ward 4

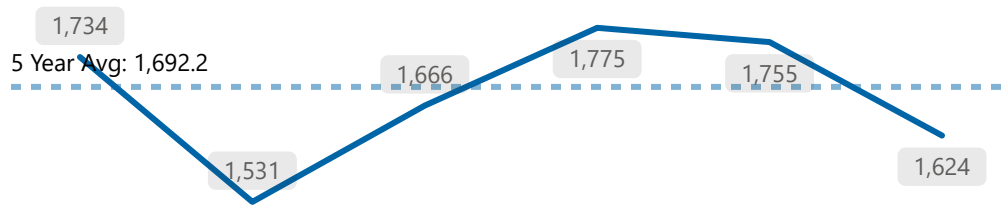


Property Crime



Total
1,624

*Ward 4

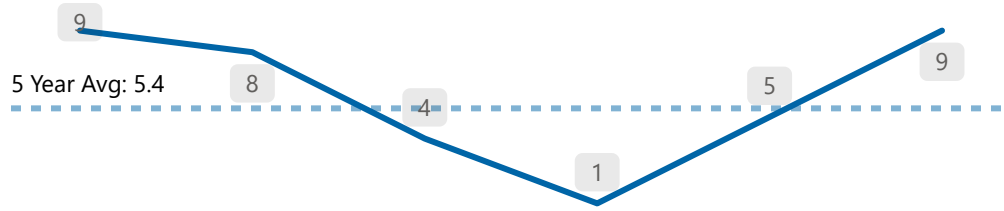


Shootings



Total
9

*Ward 4



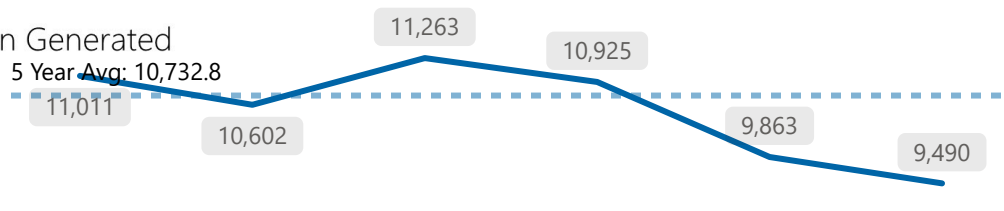
Calls for Service



Total
9,490

*Ward 4

*Citizen Generated

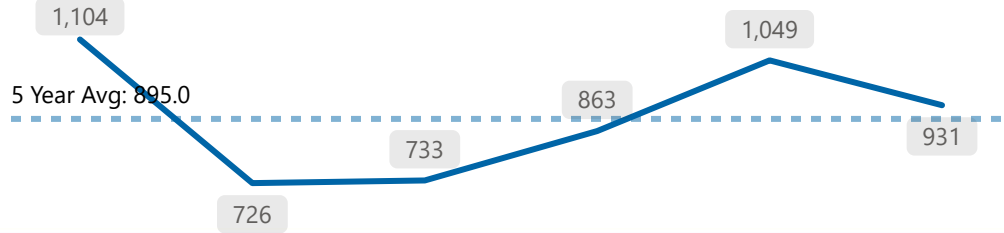


Collisions



Total
931

*Ward 4

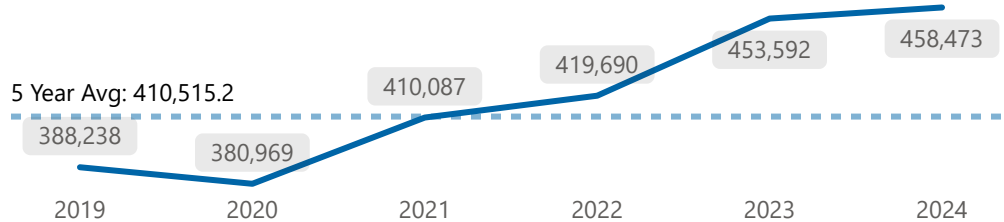


911 Calls



Total
458,473

*Service-Wide



- Above 5 Year Average
- Below 5 Year Average
- Equivalent with 5 Year Average



The following figures refer to Ward 4, February 2025 data. Totals for This Year refer to 2025 YTD.



Crime Indicators

Total This Year **134**
 Total This Month **58**

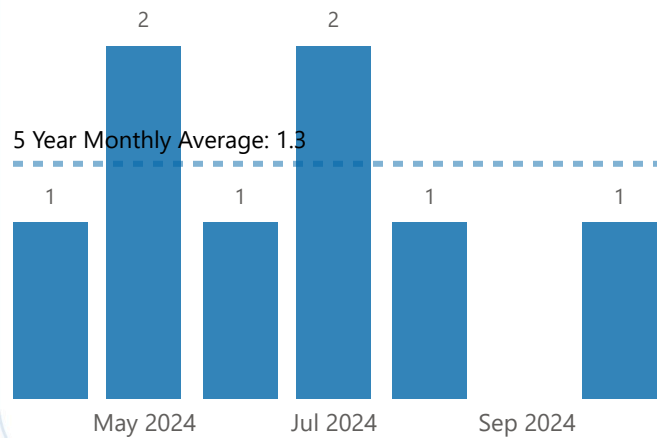
Crime Indicator	Total This Year	Total This Month
Assault	64	30
Theft From Auto	21	9
Break and Enter	13	7
Auto Theft	14	5
Sexual Violation	11	5
Robbery	11	2



Shootings

Total This Year
 Total This Month

12 Month Shooting Trend

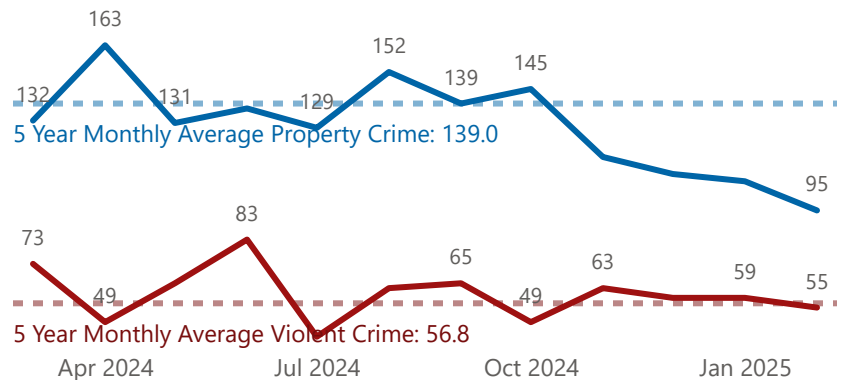


Violent Crime & Property Crime

12 Month Crime Trend

● Total Property Crime ● Total Violent Crime

Total Property Crime This Year	202
Total Property Crime This Month	95
Total Violent Crime This Year	114
Total Violent Crime This Month	55



Above 5 Year Monthly Average
 Below 5 Year Monthly Average
 Equivalent with 5 Year Monthly Average



The following figures refer to Ward 4, February 2025 data.



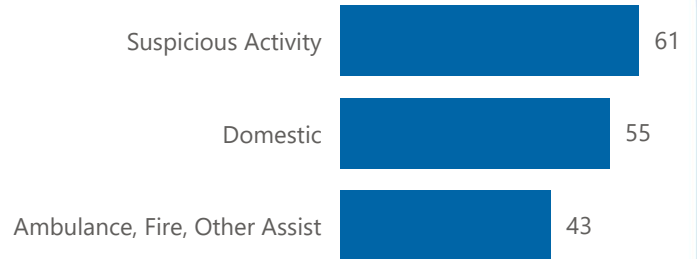
Calls for Service

*Citizen Generated

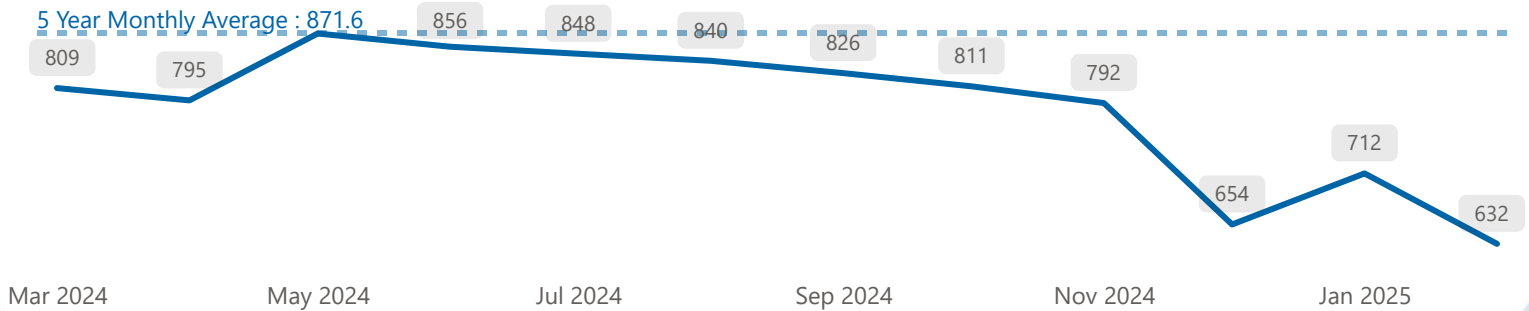
Total This Year **1,344**

Total This Month **632**

Top 3 Monthly Event Types



12 Month CFS Trend



Collisions

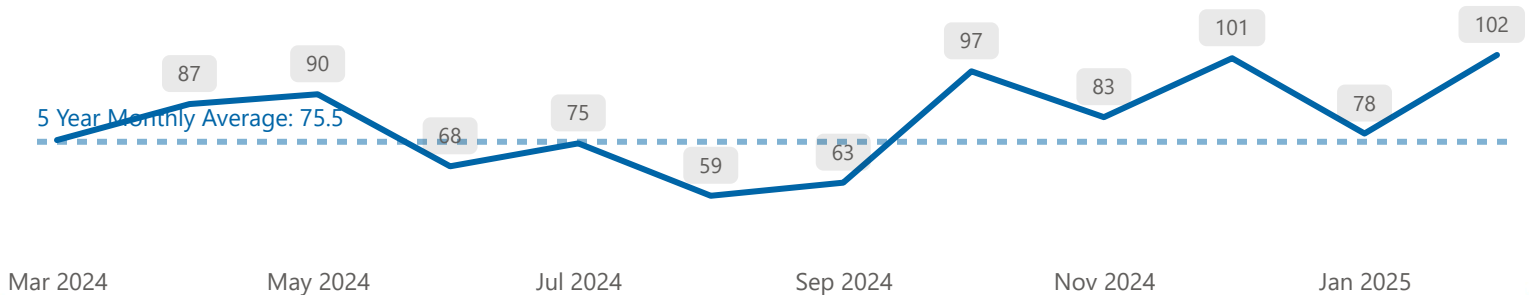
Total This Year **180**

Total This Month **102**

Monthly Collision Types



12 Month Collisions Trend



Above 5 Year Monthly Average
 Below 5 Year Monthly Average
 Equivalent with 5 Year Monthly Average