



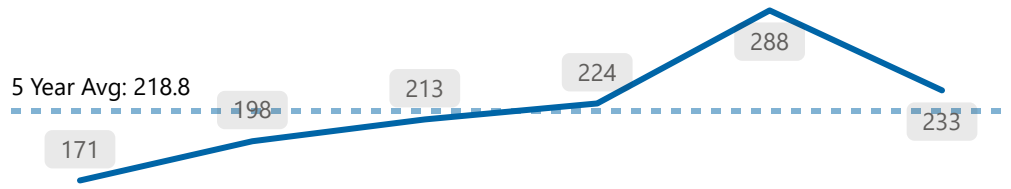
5 Year Trends

The following figures refer to data from 2019 - 2024. The total values refer to the total for 2024. The 5 Year average is calculated based on data from 2019 - 2023 (not including 2024).

Violent Crime



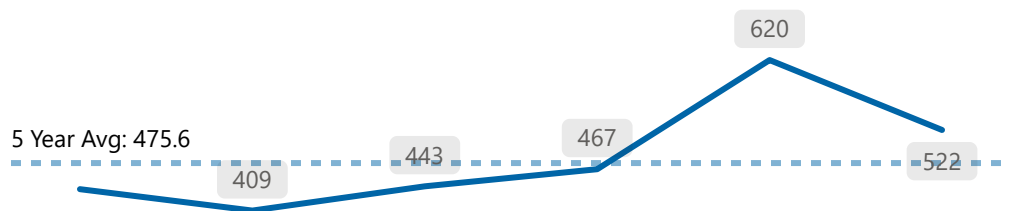
Total **233**
*Ward 14



Property Crime



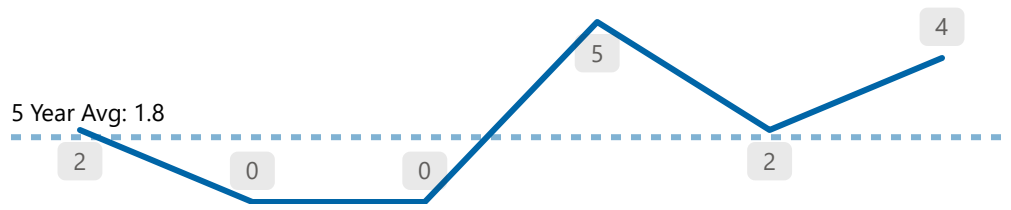
Total **522**
*Ward 14



Shootings



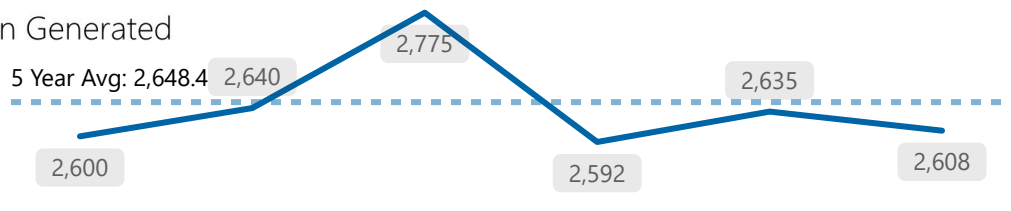
Total **4**
*Ward 14



Calls for Service *Citizen Generated



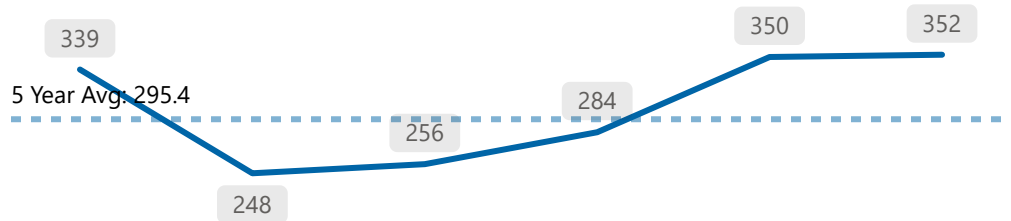
Total **2,608**
*Ward 14



Collisions



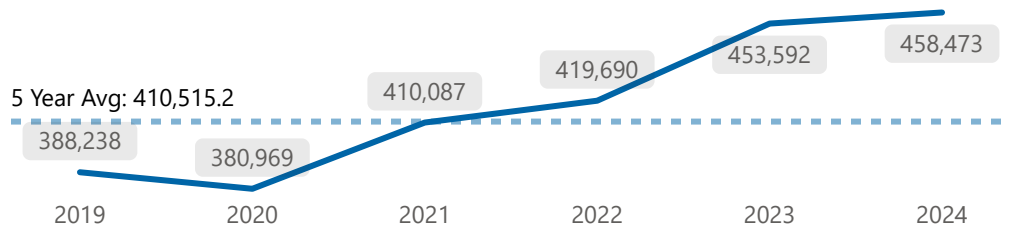
Total **352**
*Ward 14



911 Calls



Total **458,473**
*Service-Wide



Above 5 Year Average
 Below 5 Year Average
 Equivalent with 5 Year Average



The following figures refer to Ward 14, January 2025 data. Totals for This Year refer to 2025 YTD.



Crime Indicators

Total This Year **31**
 Total This Month **31**

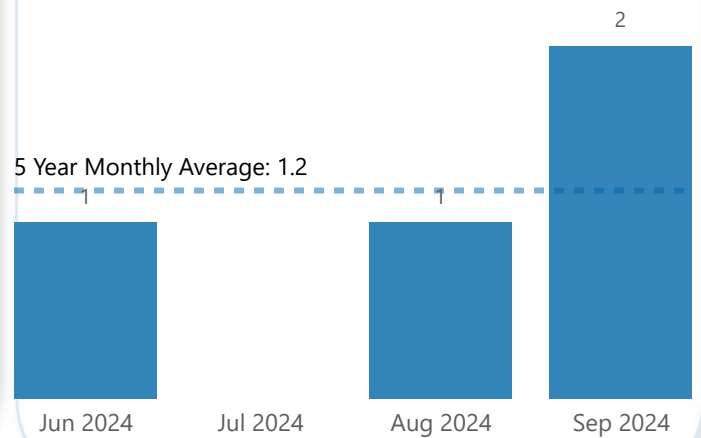
Crime Indicator	Total This Year	Total This Month
Auto Theft	13	13
Assault	7	7
Theft From Auto	6	6
Robbery	2	2
Sexual Violation	2	2
Theft Over	1	1



Shootings

Total This Year
 Total This Month

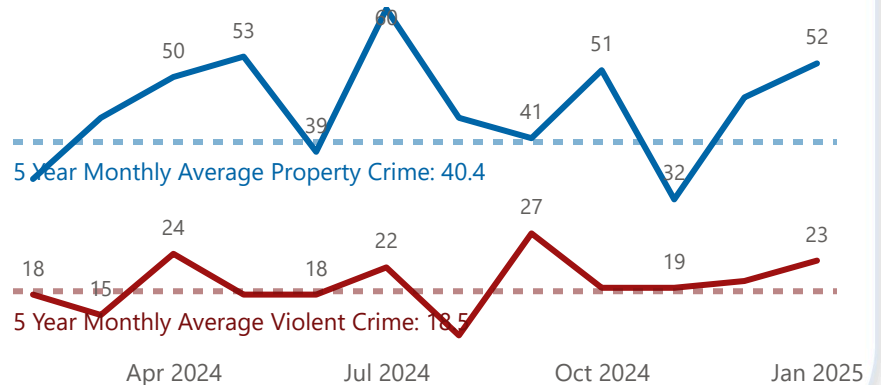
12 Month Shooting Trend



Violent Crime & Property Crime

12 Month Crime Trend

● Total Property Crime ● Total Violent Crime



Total Property Crime This Year	52
Total Property Crime This Month	52
Total Violent Crime This Year	23
Total Violent Crime This Month	23

Above 5 Year Monthly Average
 Below 5 Year Monthly Average
 Equivalent with 5 Year Monthly Average



The following figures refer to Ward 14, January 2025 data.



Calls for Service

*Citizen Generated

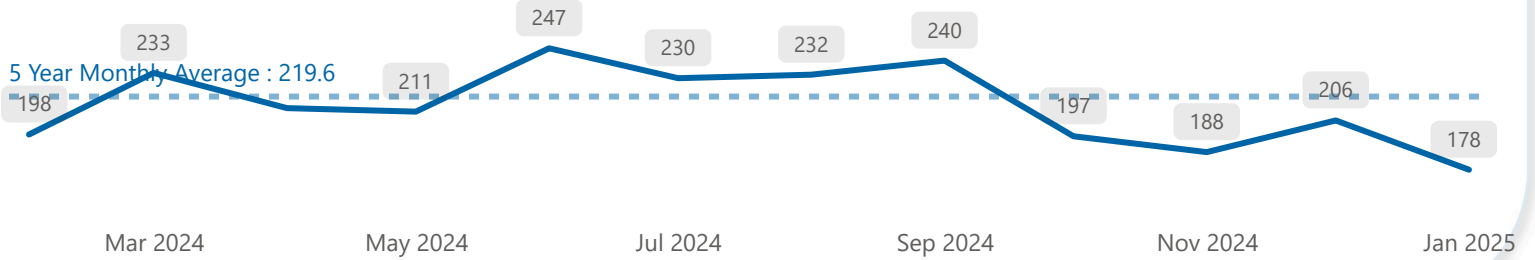
Total This Year **178**

Total This Month  **178**

Top 3 Monthly Event Types



12 Month CFS Trend



Collisions

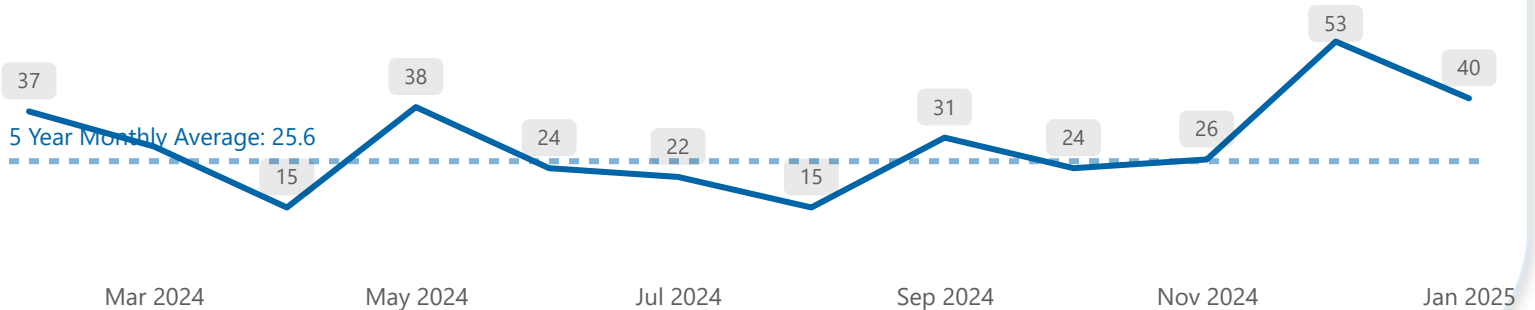
Total This Year **40**

Total This Month  **40**

Monthly Collision Types



12 Month Collisions Trend



 Above 5 Year Monthly Average
 Below 5 Year Monthly Average
 Equivalent with 5 Year Monthly Average