



# 5 Year Trends

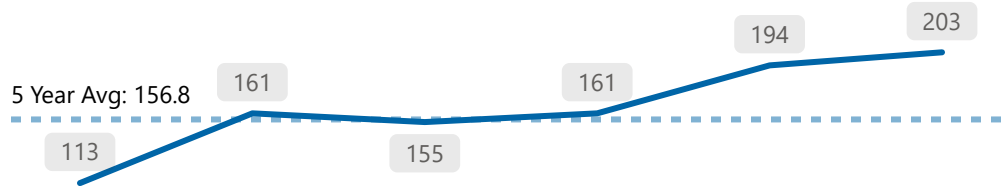
The following figures refer to data from 2018 - 2023. The total values refer to the total for 2023. The 5 Year average is calculated based on data from 2018 - 2022 (not including 2023).

## Violent Crime



Total  
**203**

\*Ward 10

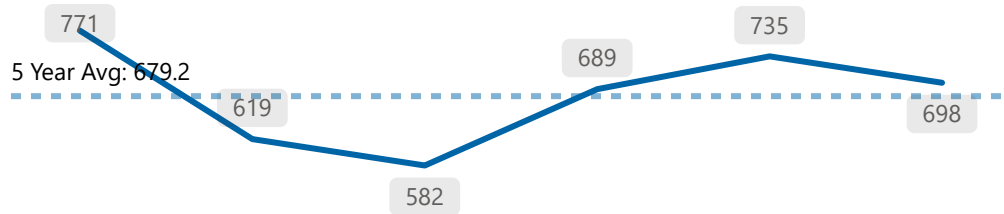


## Property Crime



Total  
**698**

\*Ward 10

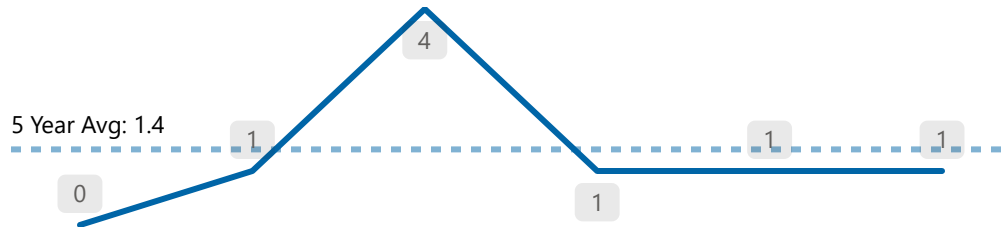


## Shootings



Total  
**1**

\*Ward 10



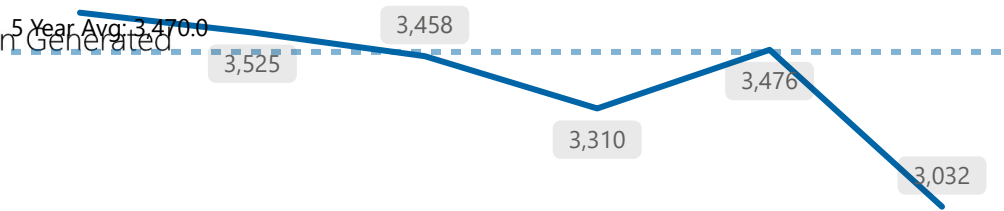
## Calls for Service



Total  
**3,032**

\*Ward 10

\*Citizen Generated

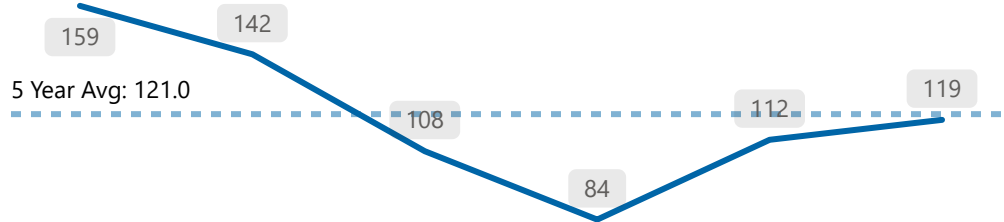


## Collisions



Total  
**119**

\*Ward 10

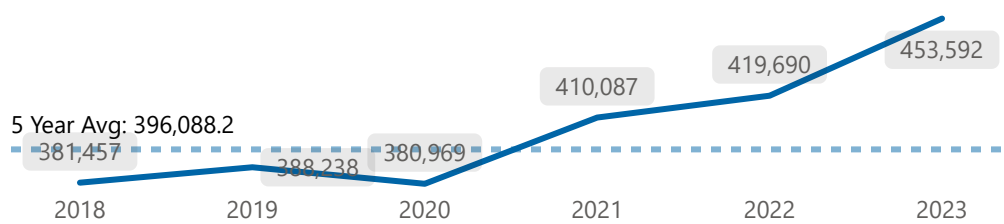


## 911 Calls



Total  
**453,592**

\*Service-Wide



- Above 5 Year Average
- Below 5 Year Average
- Equivalent with 5 Year Average



The following figures refer to Ward 10, July 2024 data. Totals for This Year refer to 2024 YTD.



### Crime Indicators

Total This Year **278**  
 Total This Month **50**

Crime Indicator	Total This Year	Total This Month
Assault	64	18
Auto Theft	56	15
Theft From Auto	49	8
Break And Enter	64	6
Theft Over	16	2
Sexual Violation	20	1
Robbery	9	



### Shootings

Total This Year  
 Total This Month

#### 12 Month Shooting Trend

5 Year Monthly Average: 1.0

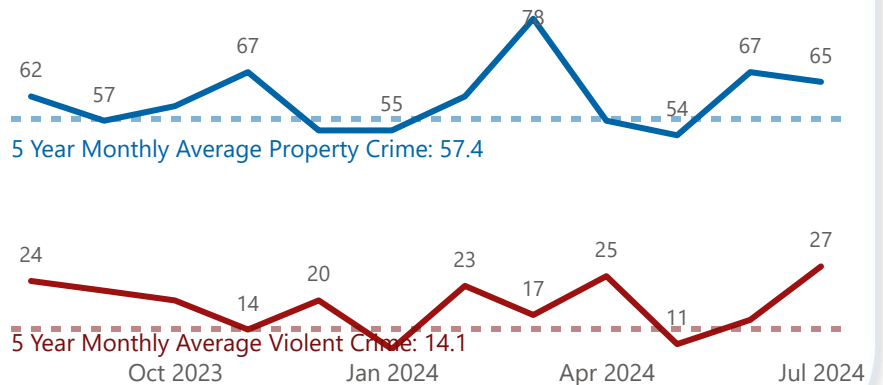


### Violent Crime & Property Crime

#### 12 Month Crime Trend

● Total Property Crime ● Total Violent Crime

Total Property Crime This Year **438**  
 Total Property Crime This Month **65**  
 Total Violent Crime This Year **129**  
 Total Violent Crime This Month **27**



Above 5 Year Monthly Average  
 Below 5 Year Monthly Average  
 Equivalent with 5 Year Monthly Average



The following figures refer to Ward 10, July 2024 data.



### Calls for Service

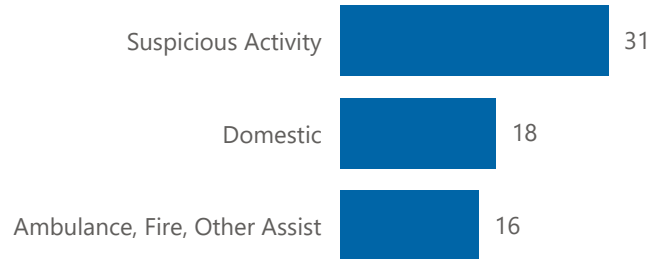
\*Citizen Generated

Total This Year **1,707**

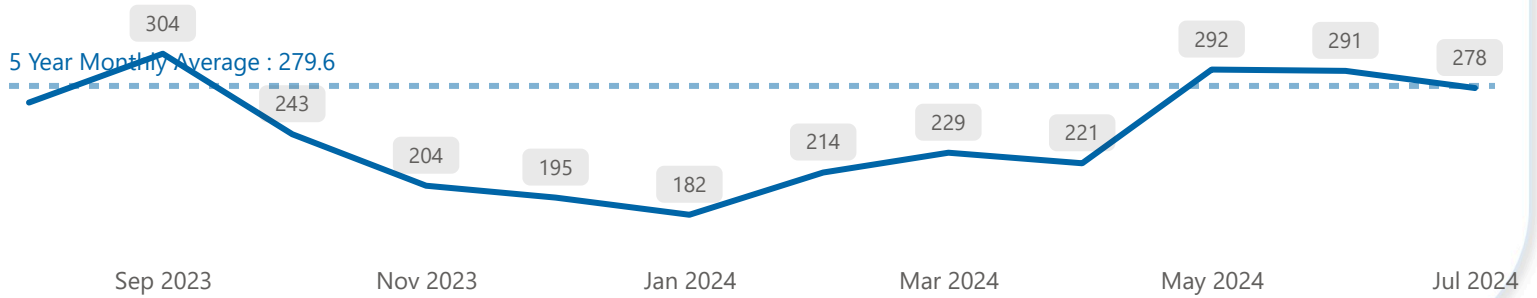
---

Total This Month **278**

### Top 3 Monthly Event Types



### 12 Month CFS Trend



### Collisions

Total This Year **54**

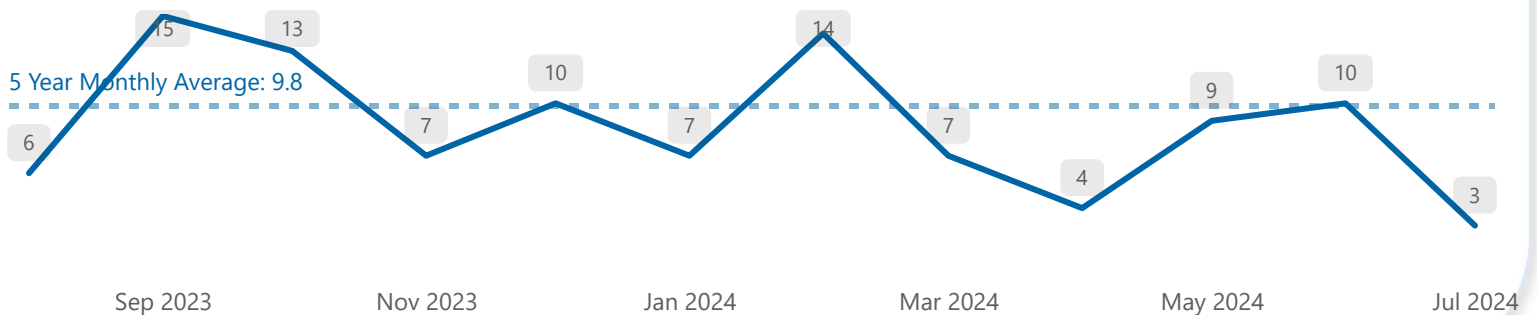
---

Total This Month **3**

### Monthly Collision Types



### 12 Month Collisions Trend



Above 5 Year Monthly Average  
 Below 5 Year Monthly Average  
 Equivalent with 5 Year Monthly Average