



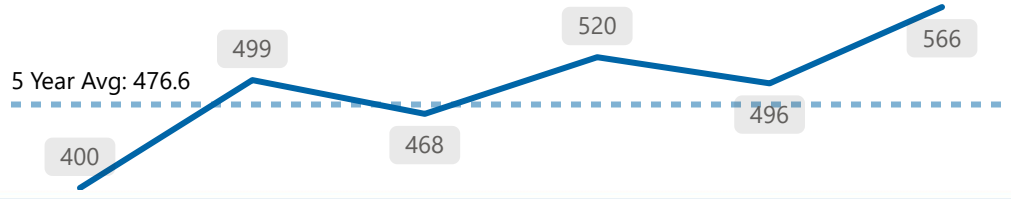
# 5 Year Trends

The following figures refer to data from 2018 - 2023. The total values refer to the total for 2023. The 5 Year average is calculated based on data from 2018 - 2022 (not including 2023).

## Violent Crime



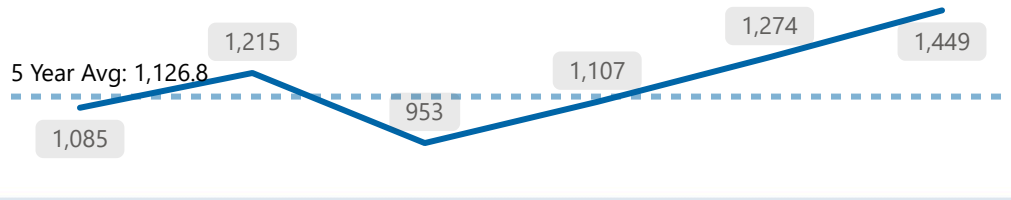
Total **566**  
\*Ward 7



## Property Crime



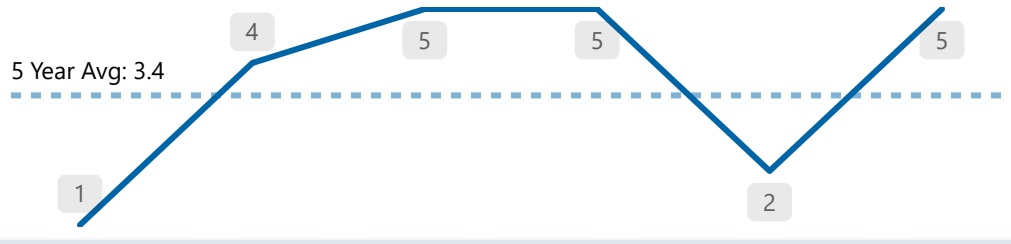
Total **1,449**  
\*Ward 7



## Shootings



Total **5**  
\*Ward 7

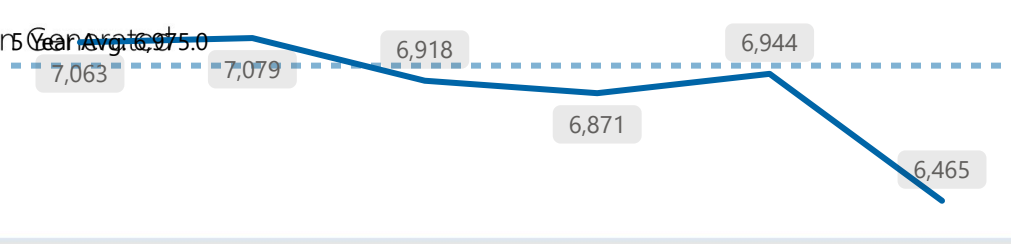


## Calls for Service



Total **6,465**  
\*Ward 7

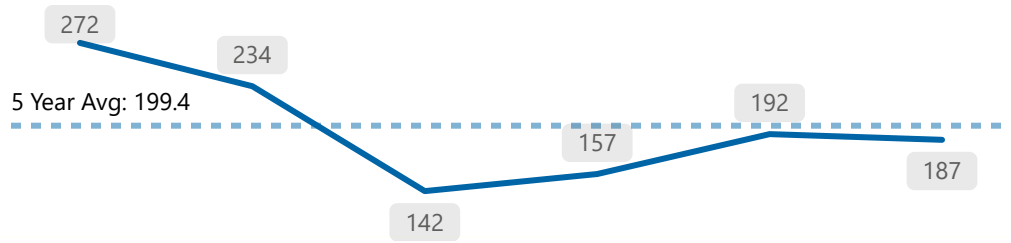
\*Citizens Generated  
5 Year Avg: 6,275.0



## Collisions



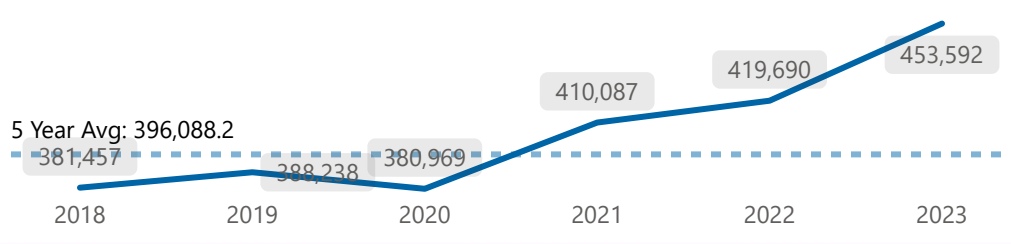
Total **187**  
\*Ward 7



## 911 Calls



Total **453,592**  
\*Service-Wide



Above 5 Year Average  
 Below 5 Year Average  
 Equivalent with 5 Year Average



The following figures refer to Ward 7, July 2024 data. Totals for This Year refer to 2024 YTD.



## Crime Indicators

Total This Year **455**  
 Total This Month **70**

Crime Indicator	Total This Year	Total This Month
Assault	191	26
Auto Theft	89	16
Break And Enter	50	12
Theft From Auto	59	9
Robbery	17	3
Sexual Violation	35	3
Theft Over	14	1



## Shootings

Total This Year **1**  
 Total This Month

### 12 Month Shooting Trend

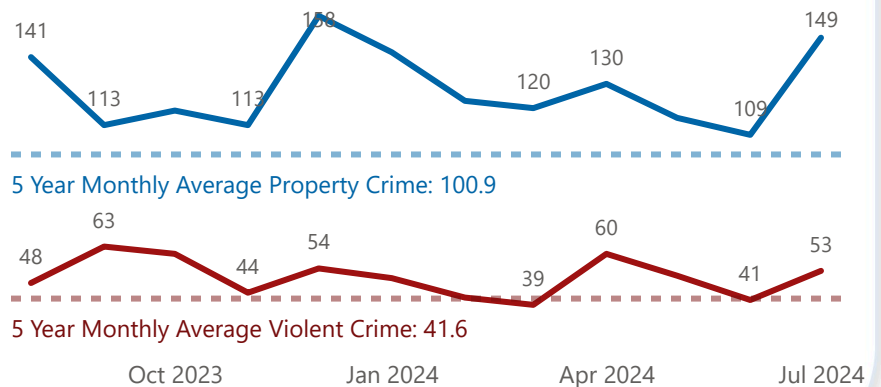
5 Year Monthly Average: 1.2



## Violent Crime & Property Crime

### 12 Month Crime Trend

● Total Property Crime ● Total Violent Crime



Total Property Crime This Year **890**  
 Total Property Crime This Month **149**  
 Total Violent Crime This Year **336**  
 Total Violent Crime This Month **53**

Above 5 Year Monthly Average  
 Below 5 Year Monthly Average  
 Equivalent with 5 Year Monthly Average



The following figures refer to Ward 7, July 2024 data.



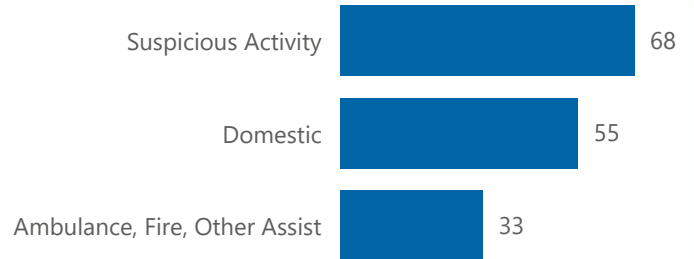
### Calls for Service

\*Citizen Generated

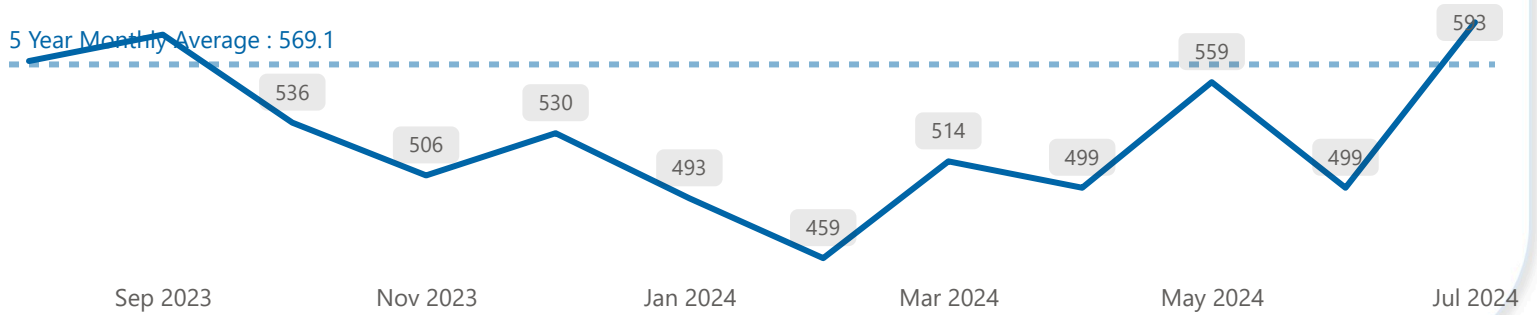
Total This Year **3,616**

Total This Month **▲ 593**

### Top 3 Monthly Event Types



### 12 Month CFS Trend



### Collisions

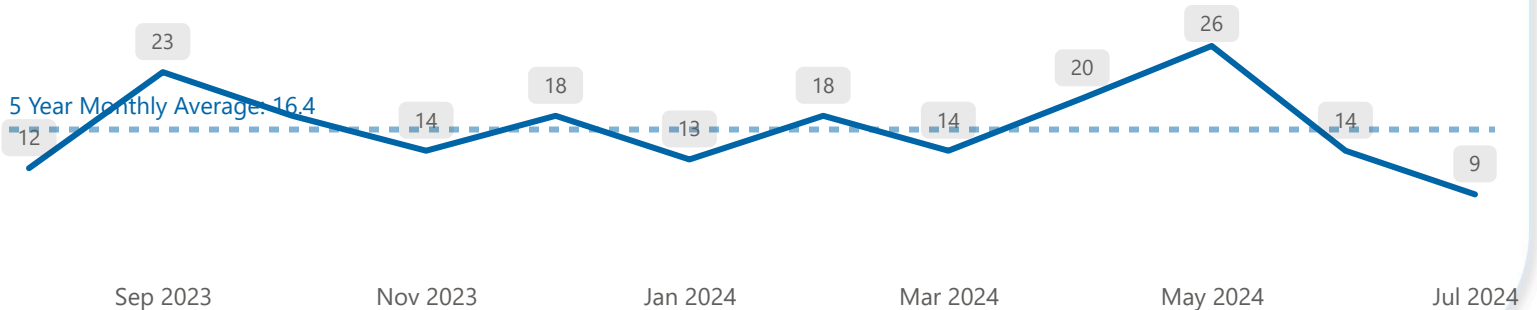
Total This Year **114**

Total This Month **▼ 9**

### Monthly Collision Types



### 12 Month Collisions Trend



▲ Above 5 Year Monthly Average  
 ▼ Below 5 Year Monthly Average  
 — Equivalent with 5 Year Monthly Average