



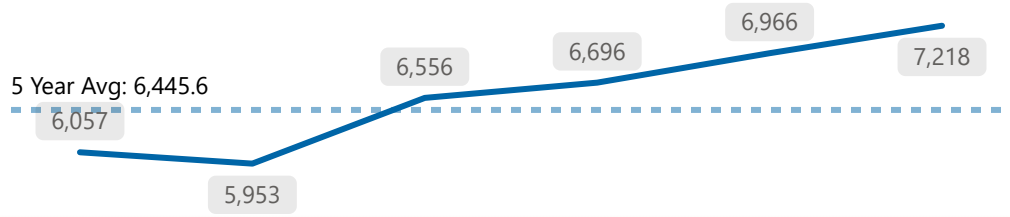
5 Year Trends

The following figures refer to data from 2019 - 2024. The total values refer to the total for 2024. The 5 Year average is calculated based on data from 2019 - 2023 (not including 2024).

Violent Crime



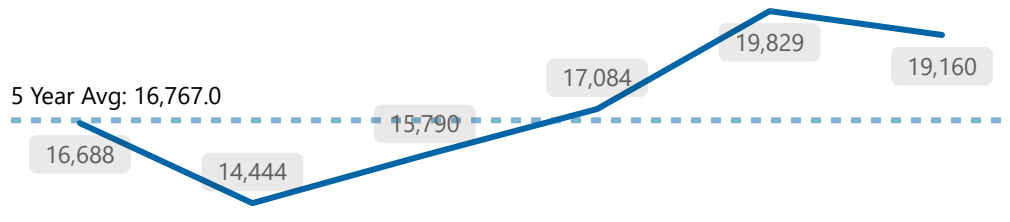
Total
7,218
*Service-Wide



Property Crime



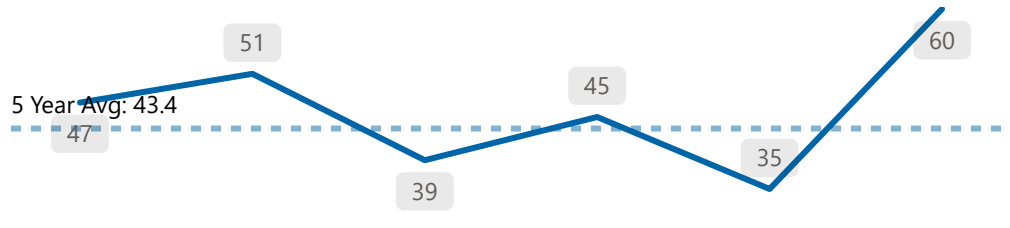
Total
19,160
*Service-Wide



Shootings



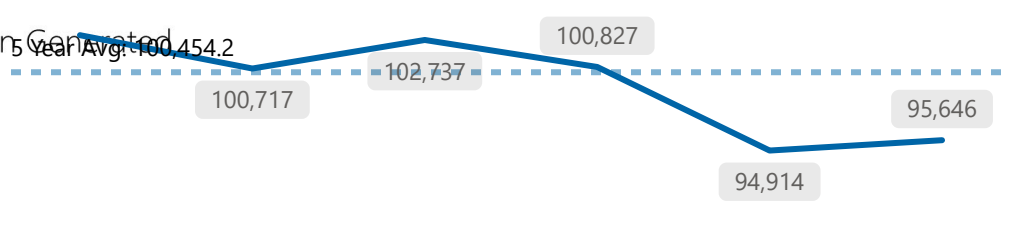
Total
60
*Service-Wide



Calls for Service



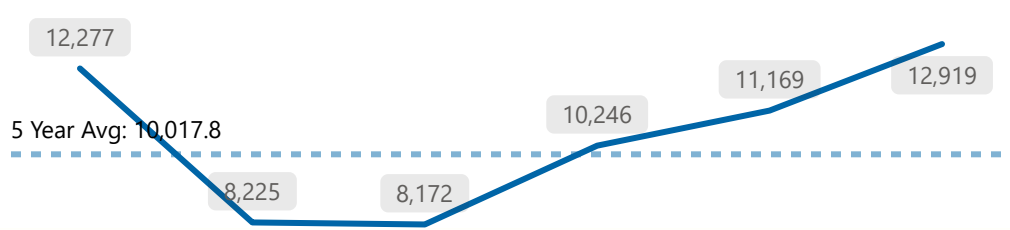
Total
95,646
*Service-Wide



Collisions



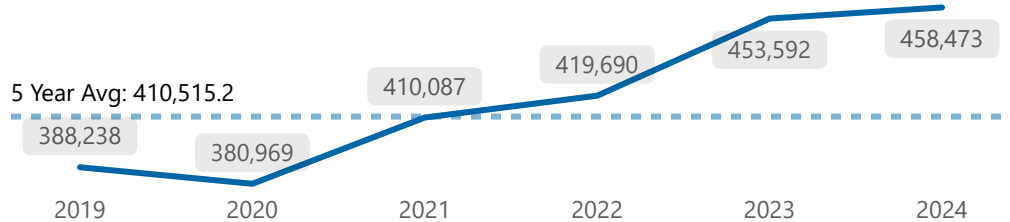
Total
12,919
*Service-Wide



911 Calls



Total
458,473
*Service-Wide





Monthly Crime Trends

Service-Wide - June 2025

The following figures refer to Service-Wide, June 2025 data. Totals for This Year refer to 2025 YTD.

Crime Indicators

Total This Year **5,381**
Total This Month **979**

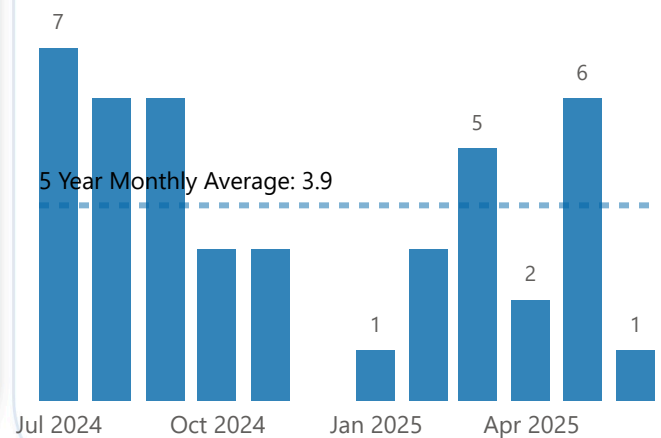
Crime Indicator	Total This Year	Total This Month
Assault	2,294	428
Theft From Auto	935	184
Auto Theft	863	136
Break and Enter	605	109
Sexual Violation	415	67
Robbery	192	37
Theft Over	77	18



Shootings

Total This Year **18**
Total This Month **1**

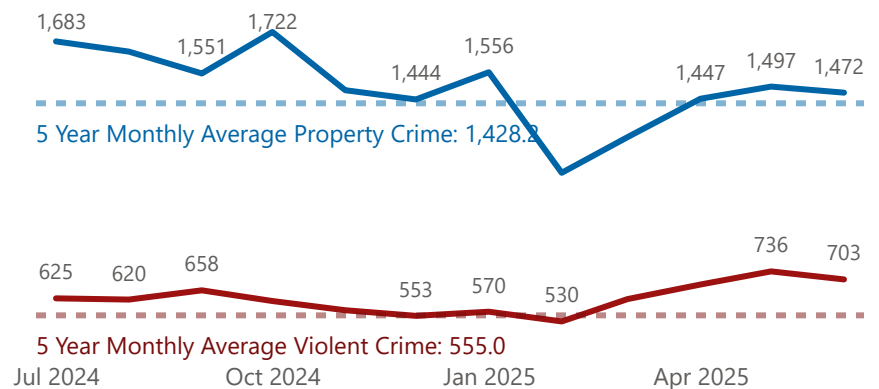
12 Month Shooting Trend



Violent Crime & Property Crime

12 Month Crime Trend

● Total Property Crime ● Total Violent Crime



Total Property Crime This Year **8,403**
Total Property Crime This Month **1,472**
Total Violent Crime This Year **3,843**
Total Violent Crime This Month **703**

Above 5 Year Monthly Average
 Below 5 Year Monthly Average
 Equivalent with 5 Year Monthly Average



Monthly Traffic & Call Trends

Service-Wide - June 2025

The following figures refer to Service-Wide, June 2025 data.



Calls for Service

*Citizen Generated

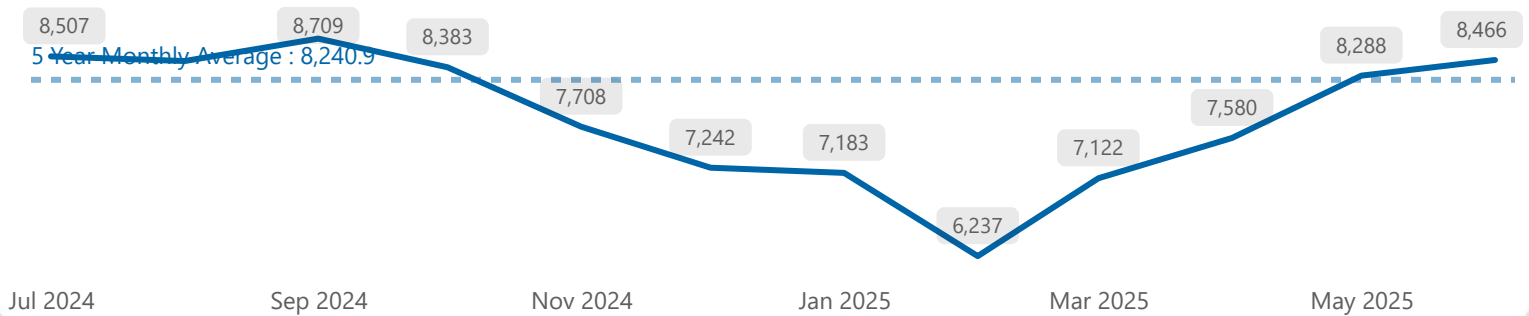
Total This Year **44,876**

Total This Month **8,466**

Top 3 Monthly Event Types

Suspicious Activity	999
Ambulance, Fire, Other Assist	518
Trespassing	484

12 Month CFS Trend



Collisions

Total This Year **6,348**

Total This Month **1,017**

Monthly Collision Types

Non-Injury	942
Injury	73
Fatal	2

12 Month Collisions Trend

