



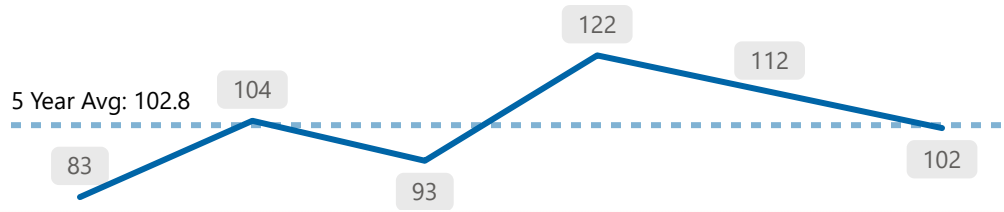
5 Year Trends

The following figures refer to data from 2018 - 2023. The total values refer to the total for 2023. The 5 Year average is calculated based on data from 2018 - 2022 (not including 2023).

Violent Crime



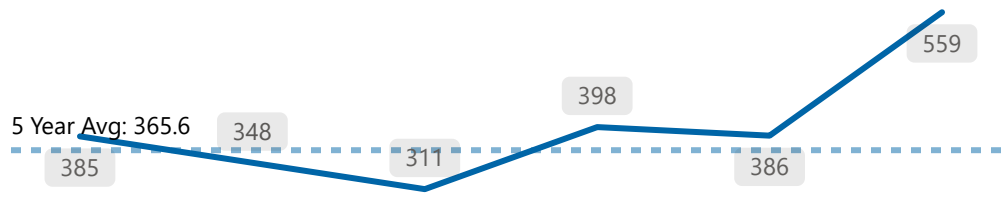
Total
102
*Ward 15



Property Crime




Total
559
*Ward 15



Shootings



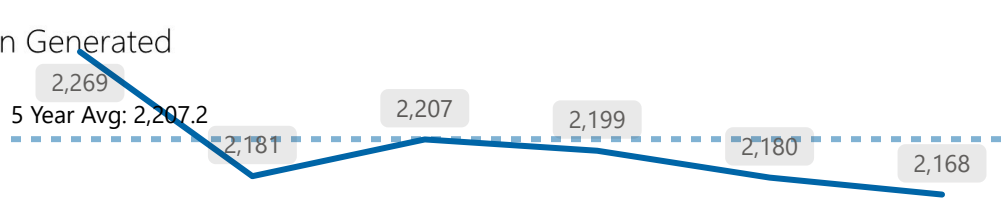
Total
0
*Ward 15



Calls for Service *Citizen Generated



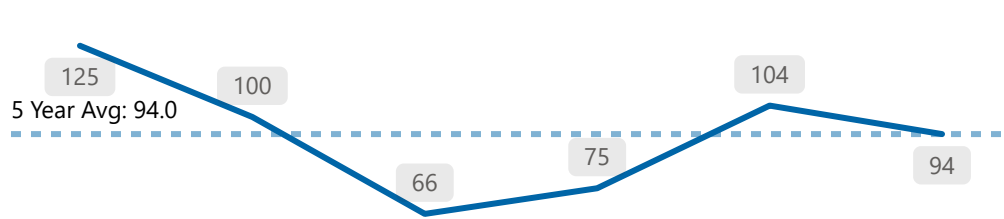
Total
2,168
*Ward 15



Collisions



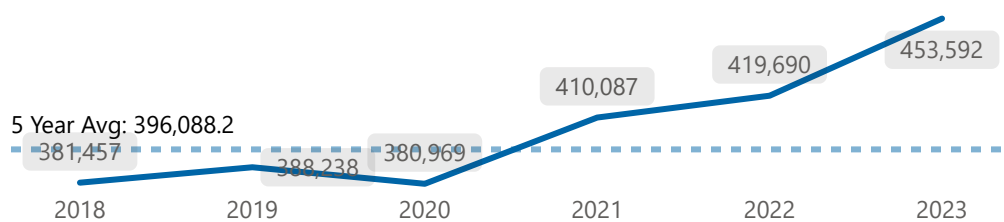
Total
94
*Ward 15



911 Calls



Total
453,592
*Service-Wide



Above 5 Year Average
 Below 5 Year Average
 Equivalent with 5 Year Average



The following figures refer to Ward 15, June 2024 data. Totals for This Year refer to 2024 YTD.



Crime Indicators

Total This Year **191**
 Total This Month **26**

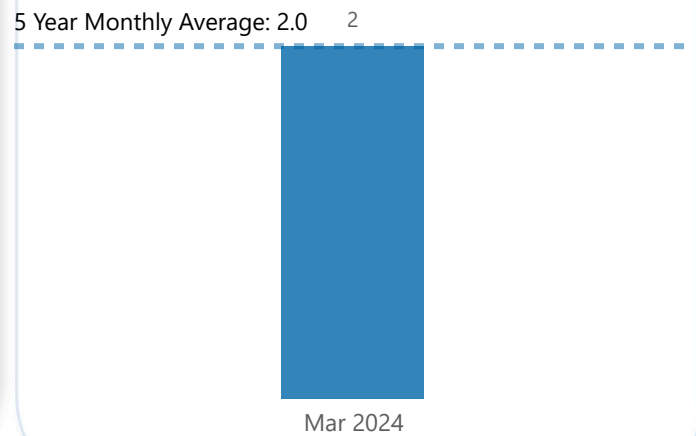
Crime Indicator	Total This Year	Total This Month
Auto Theft	70	12
Assault	36	7
Theft From Auto	31	3
Break And Enter	32	2
Sexual Violation	14	1
Theft Over	6	1
Robbery	2	



Shootings

Total This Year **2**
 Total This Month

12 Month Shooting Trend

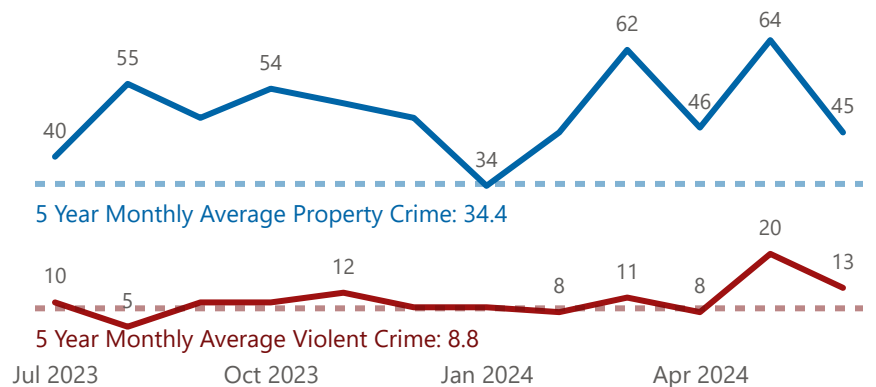


Violent Crime & Property Crime

12 Month Crime Trend

● Total Property Crime ● Total Violent Crime

Total Property Crime This Year	296
Total Property Crime This Month	45
Total Violent Crime This Year	69
Total Violent Crime This Month	13



Above 5 Year Monthly Average
 Below 5 Year Monthly Average
 Equivalent with 5 Year Monthly Average



The following figures refer to Ward 15, June 2024 data.



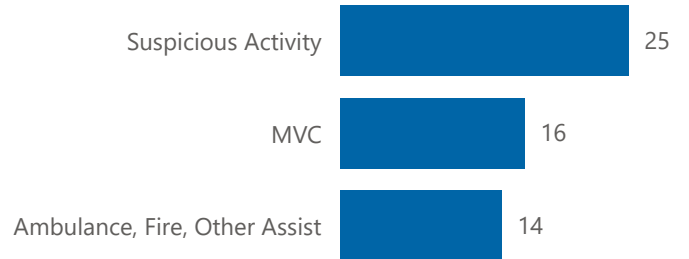
Calls for Service

*Citizen Generated

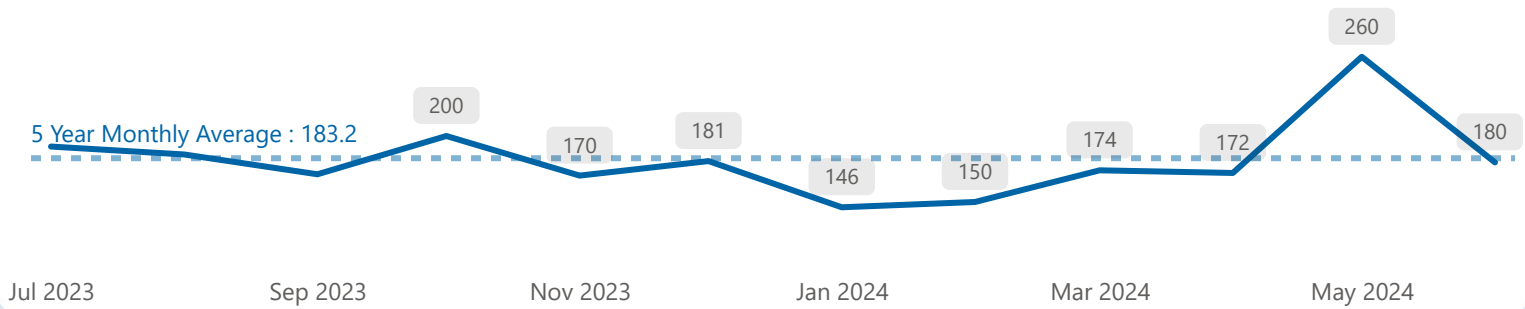
Total This Year **1,082**

Total This Month **180**

Top 3 Monthly Event Types



12 Month CFS Trend



5 Year Monthly Average : 183.2

Sep 2023

Nov 2023

Jan 2024

Mar 2024

May 2024



Collisions

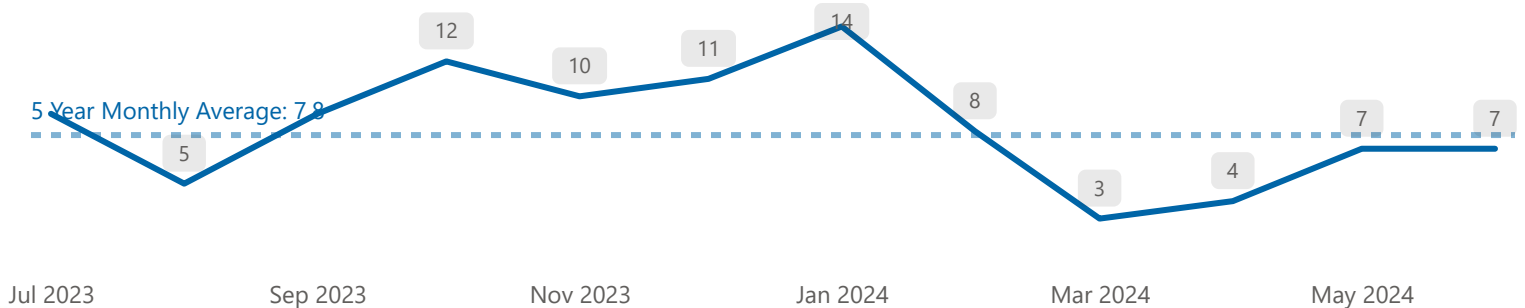
Total This Year **43**

Total This Month **7**

Monthly Collision Types



12 Month Collisions Trend



5 Year Monthly Average: 7.9

Jul 2023

Sep 2023

Nov 2023

Jan 2024

Mar 2024

May 2024

Above 5 Year Monthly Average
 Below 5 Year Monthly Average
 Equivalent with 5 Year Monthly Average