



5 Year Trends

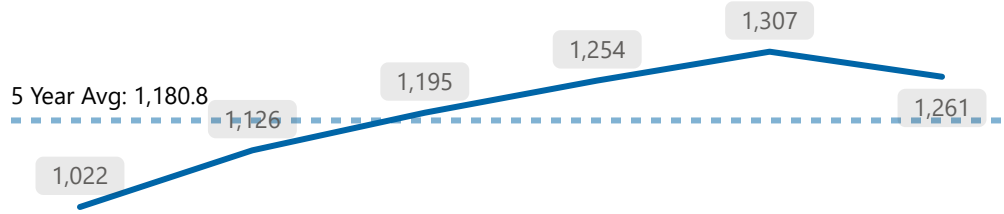
The following figures refer to data from 2018 - 2023. The total values refer to the total for 2023. The 5 Year average is calculated based on data from 2018 - 2022 (not including 2023).

Violent Crime



Total
1,261

*Ward 3

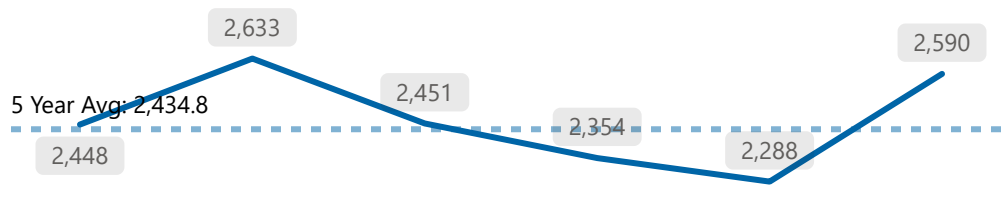


Property Crime



Total
2,590

*Ward 3




Shootings



Total
6

*Ward 3



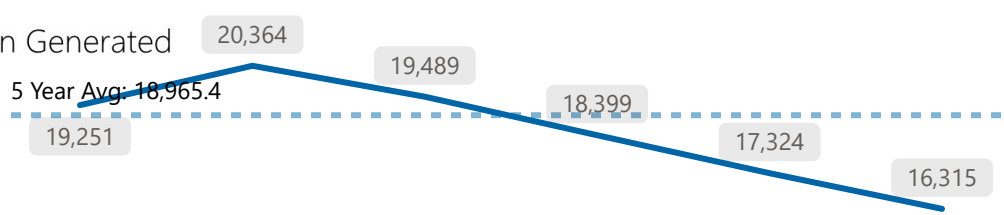
Calls for Service



Total
16,315

*Ward 3

*Citizen Generated

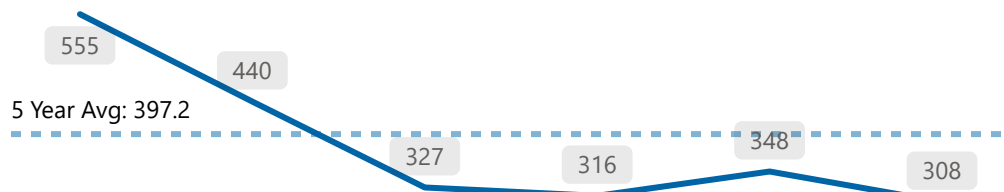


Collisions



Total
308

*Ward 3

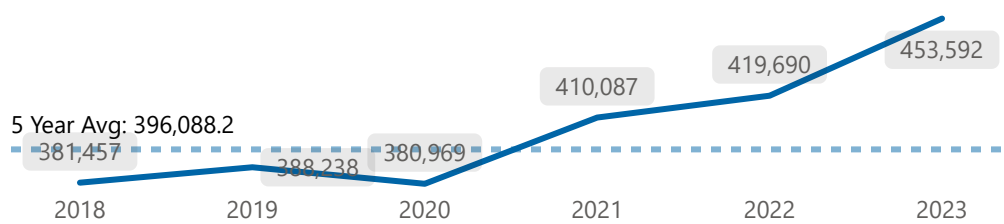


911 Calls



Total
453,592

*Service-Wide



- Above 5 Year Average
- Below 5 Year Average
- Equivalent with 5 Year Average



The following figures refer to Ward 3, June 2024 data. Totals for This Year refer to 2024 YTD.



Crime Indicators

Total This Year **839**
 Total This Month **149**

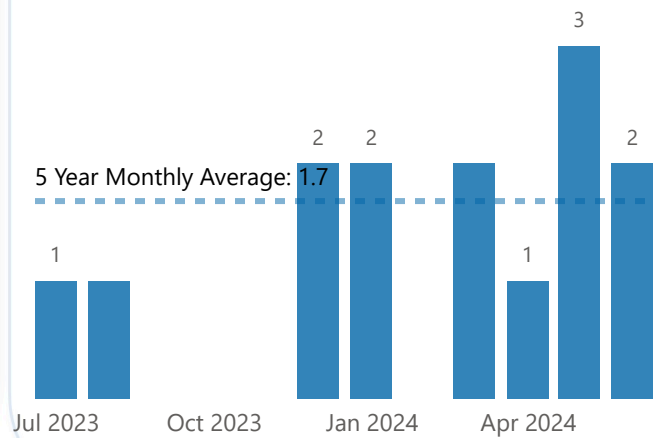
Crime Indicator	Total This Year	Total This Month
Assault	410	69
Break And Enter	138	30
Theft From Auto	114	21
Auto Theft	80	13
Sexual Violation	48	9
Robbery	38	6
Theft Over	11	1



Shootings

Total This Year **10**
 Total This Month **2**

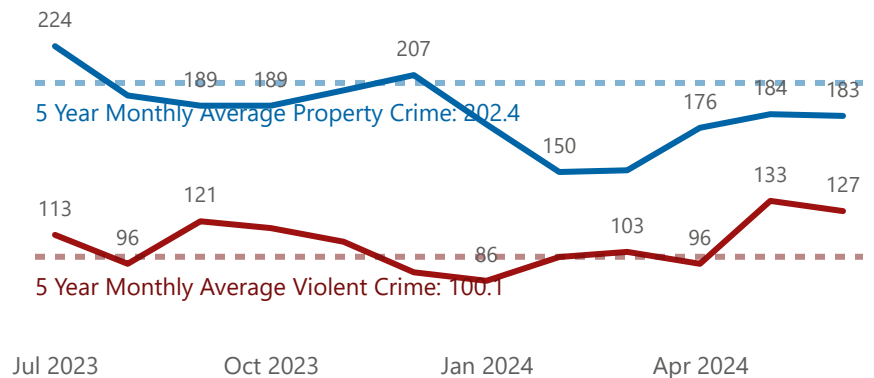
12 Month Shooting Trend



Violent Crime & Property Crime

12 Month Crime Trend

● Total Property Crime ● Total Violent Crime



Total Property Crime This Year **1,022**
 Total Property Crime This Month **183**
 Total Violent Crime This Year **645**
 Total Violent Crime This Month **127**

Above 5 Year Monthly Average
 Below 5 Year Monthly Average
 Equivalent with 5 Year Monthly Average



The following figures refer to Ward 3, June 2024 data.



Calls for Service

*Citizen Generated

Total This Year **8,187**

Total This Month  **1,600**

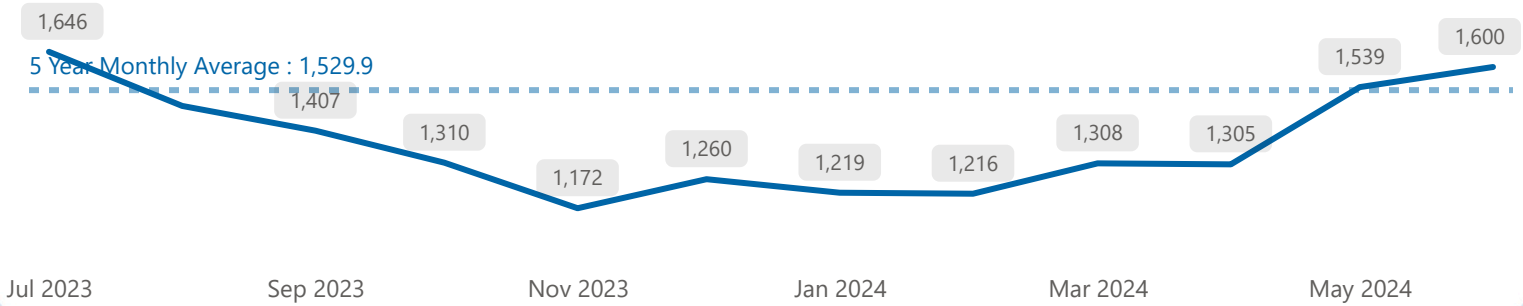
Top 3 Monthly Event Types

Ambulance, Fire, Other Assist **182**

Suspicious Activity **182**

Disorder, Disturbance **133**

12 Month CFS Trend



Collisions

Total This Year **128**

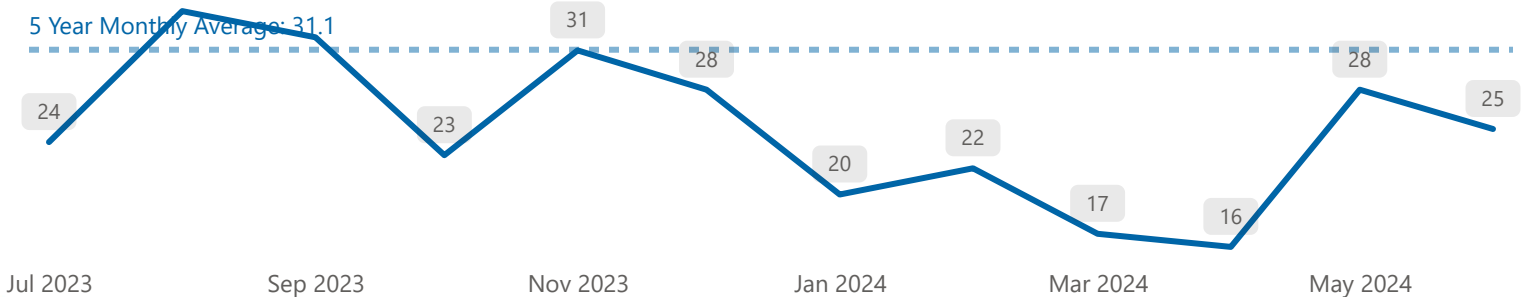
Total This Month  **25**

Monthly Collision Types

Non-Injury **13**

Injury **12**

12 Month Collisions Trend



 Above 5 Year Monthly Average
 Below 5 Year Monthly Average
 Equivalent with 5 Year Monthly Average