



5 Year Trends

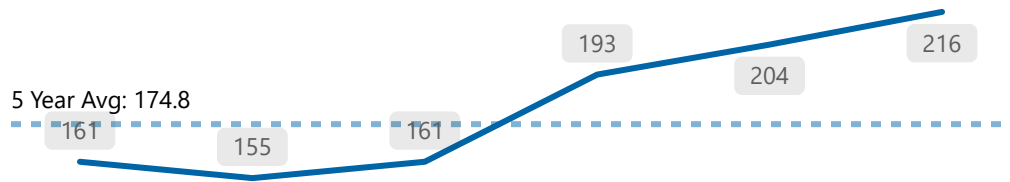
The following figures refer to data from 2019 - 2024. The total values refer to the total for 2024. The 5 Year average is calculated based on data from 2019 - 2023 (not including 2024).

Violent Crime



Total
216

*Ward 10

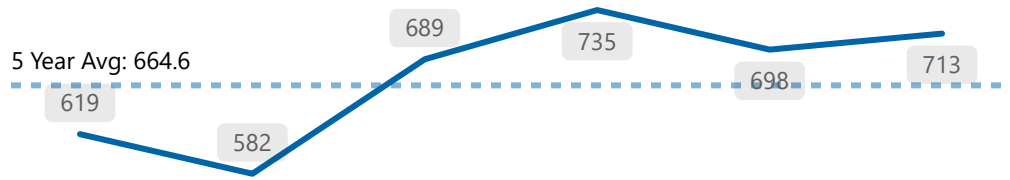


Property Crime



Total
713

*Ward 10

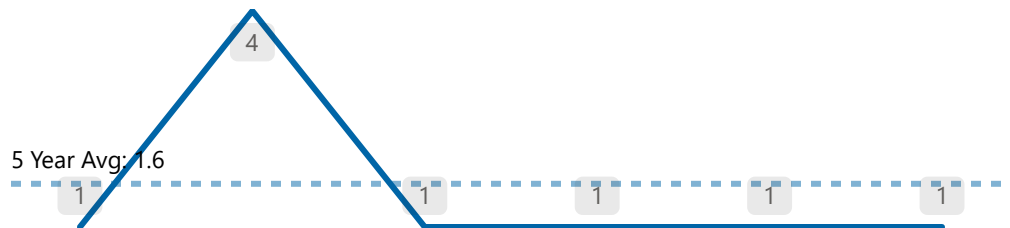


Shootings



Total
1

*Ward 10



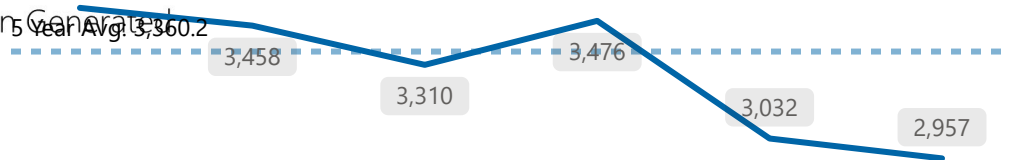
Calls for Service



Total
2,957

*Ward 10

*Citizen General

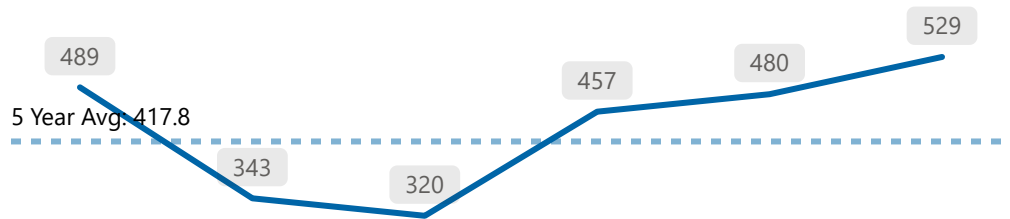


Collisions



Total
529

*Ward 10

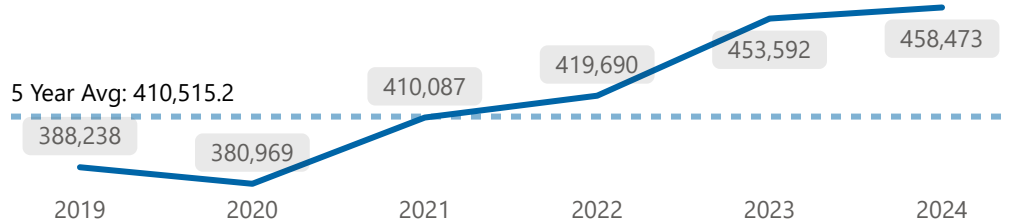


911 Calls



Total
458,473

*Service-Wide





The following figures refer to Ward 10, March 2025 data. Totals for This Year refer to 2025 YTD.



Crime Indicators

Total This Year **110**
Total This Month **42**

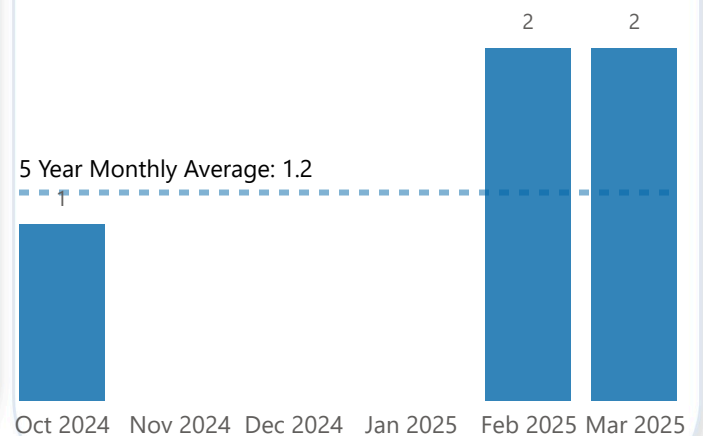
Crime Indicator	Total This Year	Total This Month
Auto Theft	36	14
Assault	33	12
Theft From Auto	17	8
Break and Enter	14	6
Sexual Violation	4	1
Theft Over	2	1
Robbery	4	



Shootings

Total This Year **4**
Total This Month **2**

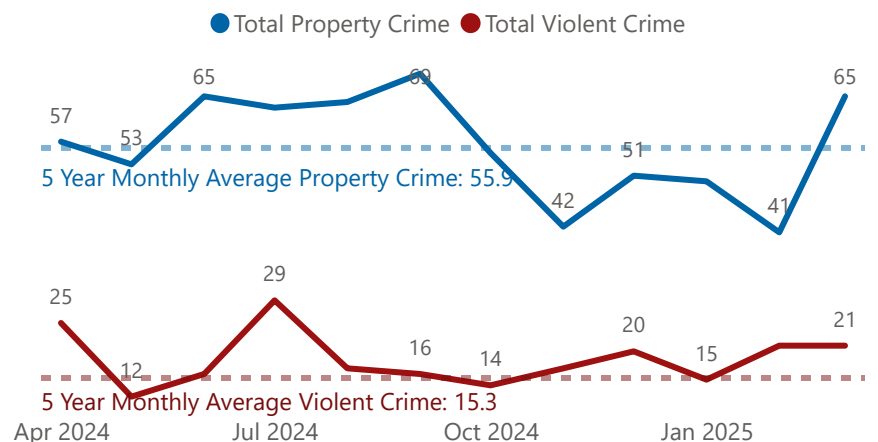
12 Month Shooting Trend



Violent Crime & Property Crime

Total Property Crime This Year **156**
Total Property Crime This Month **65**
Total Violent Crime This Year **57**
Total Violent Crime This Month **21**

12 Month Crime Trend





The following figures refer to Ward 10, March 2025 data.




Calls for Service

*Citizen Generated

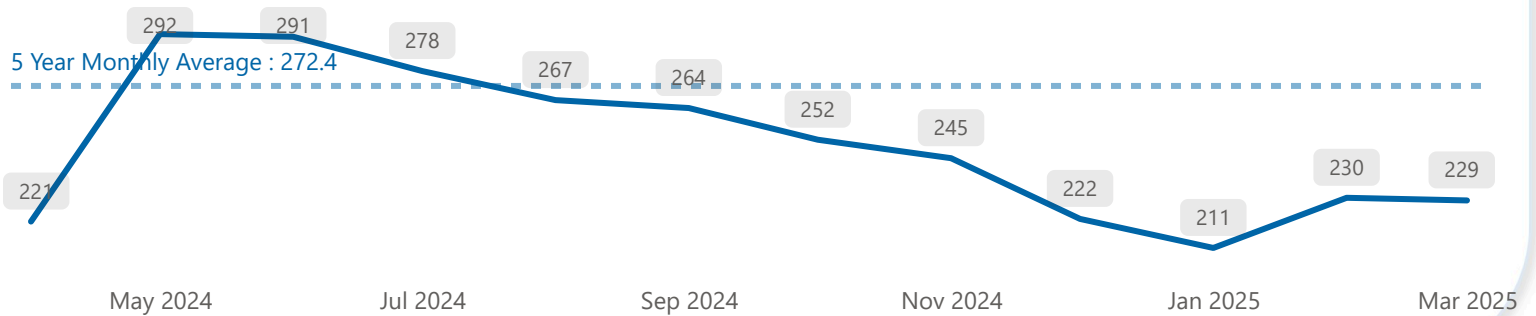
Total This Year **670**

Total This Month **229**

Top 3 Monthly Event Types



12 Month CFS Trend



Collisions

Total This Year **157**

Total This Month **36**

Monthly Collision Types



12 Month Collisions Trend

