



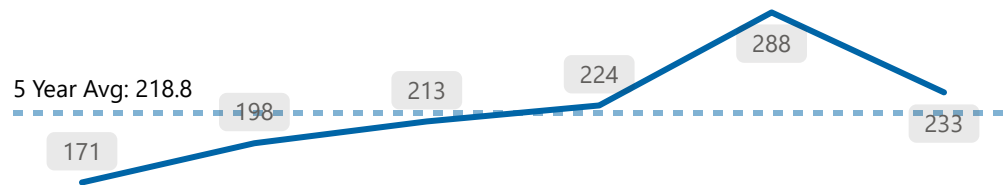
5 Year Trends

The following figures refer to data from 2019 - 2024. The total values refer to the total for 2024. The 5 Year average is calculated based on data from 2019 - 2023 (not including 2024).

Violent Crime



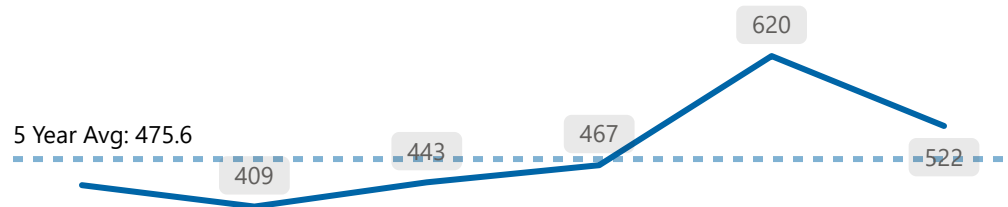
Total
233
*Ward 14



Property Crime



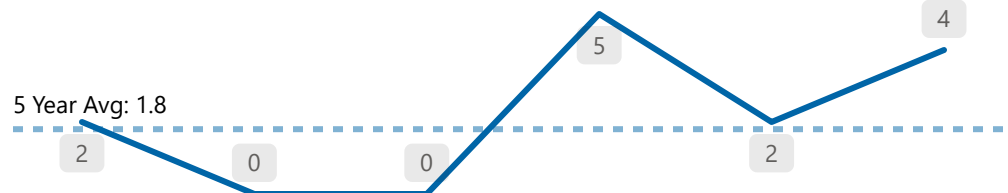
Total
522
*Ward 14



Shootings




Total
4
*Ward 14



Calls for Service *Citizen Generated



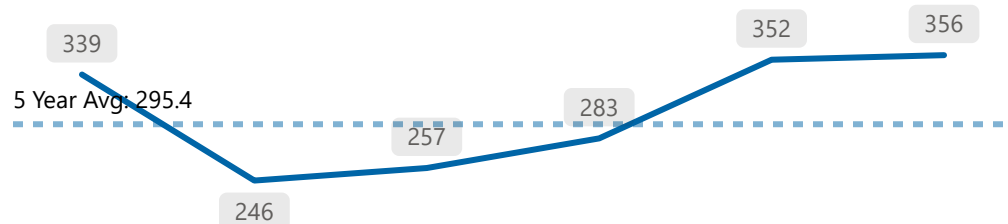
Total
2,609
*Ward 14



Collisions



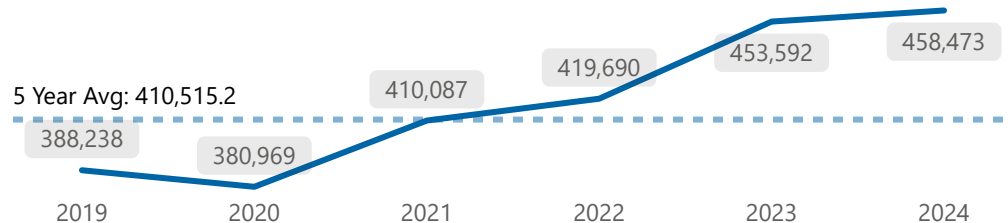
Total
356
*Ward 14



911 Calls



Total
458,473
*Service-Wide





Monthly Crime Trends

Ward 14 - March 2025

The following figures refer to Ward 14, March 2025 data. Totals for This Year refer to 2025 YTD.

Crime Indicators

Total This Year **80**
Total This Month **20**

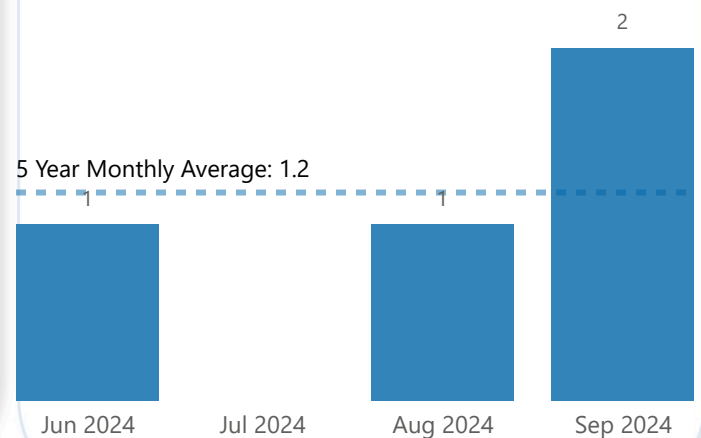
Crime Indicator	Total This Year	Total This Month
Assault	23	8
Auto Theft	25	4
Sexual Violation	12	4
Theft From Auto	9	2
Break and Enter	1	1
Robbery	8	1
Theft Over	2	



Shootings

Total This Year
Total This Month

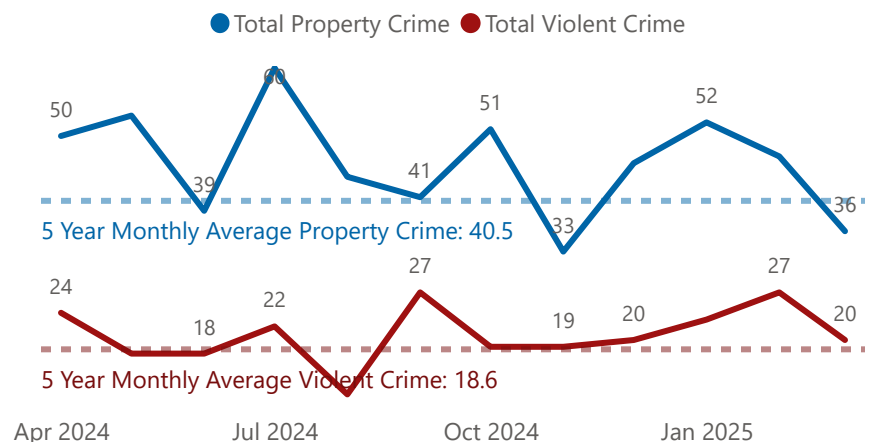
12 Month Shooting Trend



Violent Crime & Property Crime

Total Property Crime This Year **135**
Total Property Crime This Month **36**
Total Violent Crime This Year **70**
Total Violent Crime This Month **20**

12 Month Crime Trend





The following figures refer to Ward 14, March 2025 data.




Calls for Service

*Citizen Generated

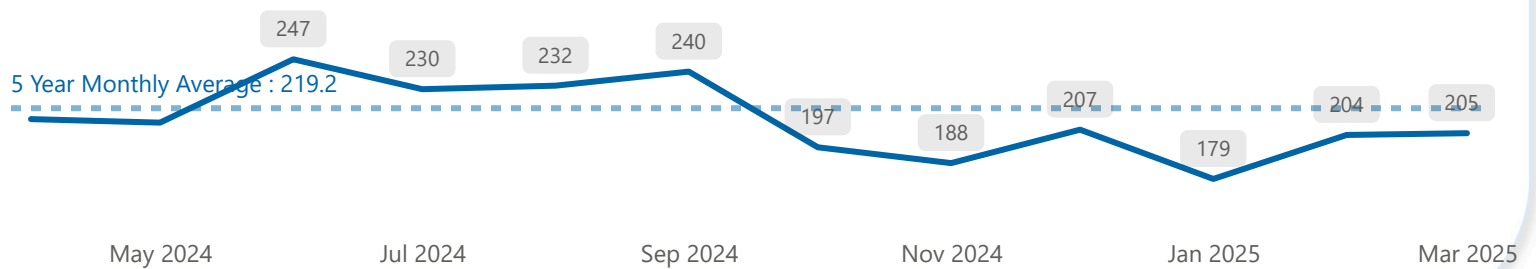
Total This Year **588**

Total This Month **205**

Top 3 Monthly Event Types



12 Month CFS Trend



Collisions

Total This Year **105**

Total This Month **21**

Monthly Collision Types



12 Month Collisions Trend

