



5 Year Trends

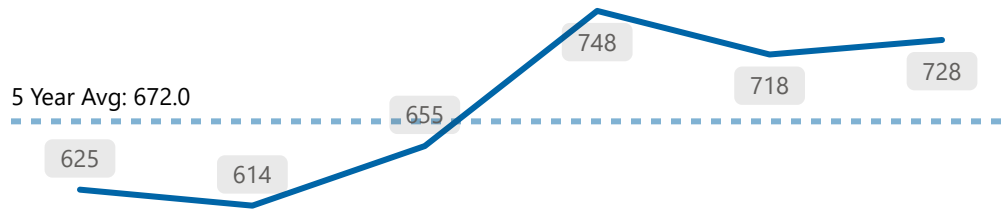
The following figures refer to data from 2019 - 2024. The total values refer to the total for 2024. The 5 Year average is calculated based on data from 2019 - 2023 (not including 2024).

Violent Crime



Total
728

*Ward 4

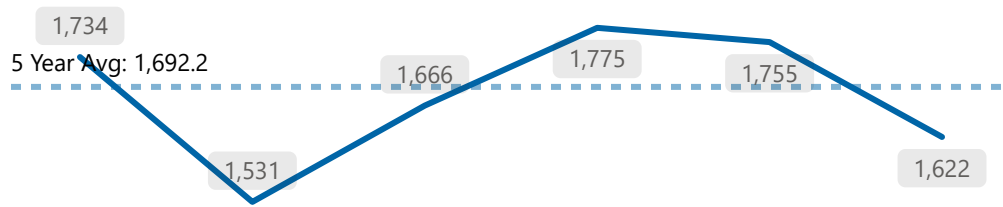


Property Crime



Total
1,622

*Ward 4

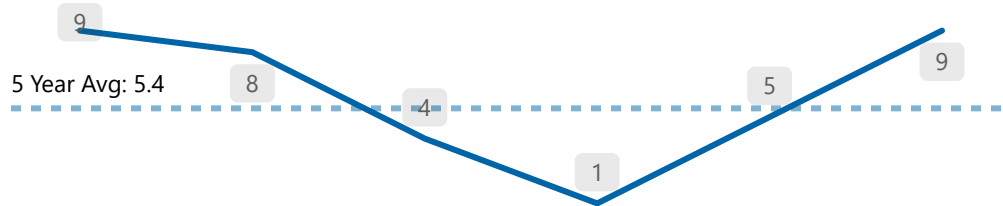


Shootings



Total
9

*Ward 4



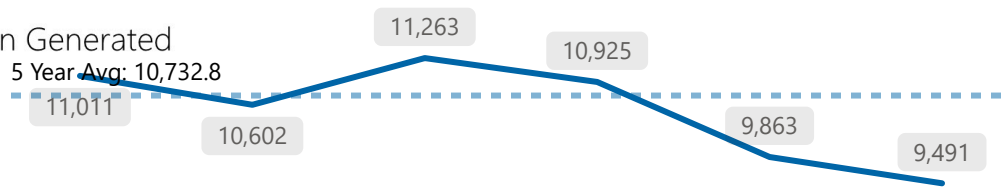
Calls for Service



Total
9,491

*Ward 4

*Citizen Generated

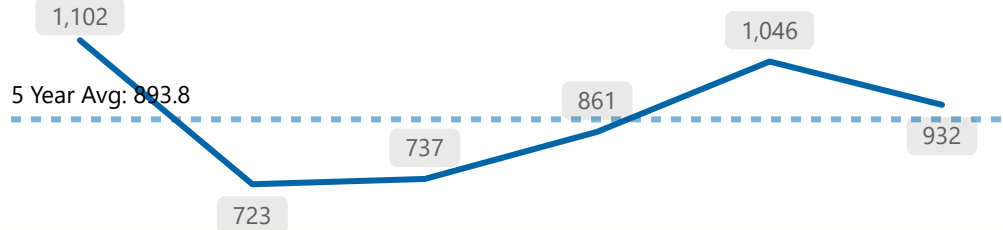


Collisions



Total
932

*Ward 4

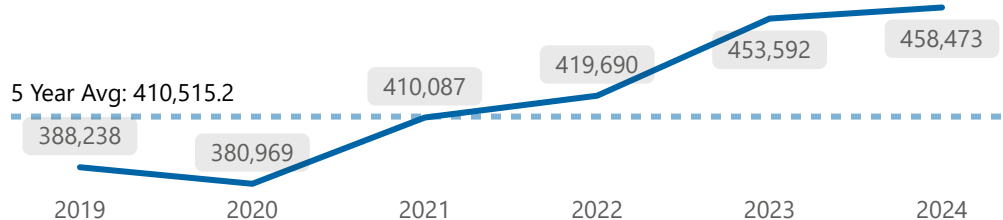


911 Calls



Total
458,473

*Service-Wide





The following figures refer to Ward 4, March 2025 data. Totals for This Year refer to 2025 YTD.



Crime Indicators

Total This Year **195**
Total This Month **62**

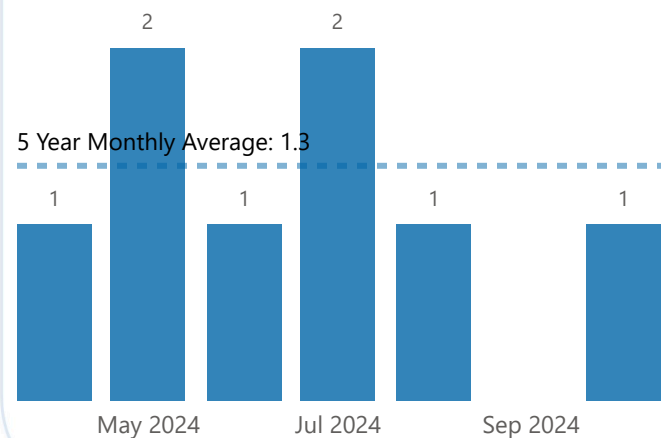
Crime Indicator	Total This Year	Total This Month
Assault	101	38
Auto Theft	22	8
Sexual Violation	18	7
Robbery	14	3
Theft From Auto	24	3
Break and Enter	15	2
Theft Over	1	1



Shootings

Total This Year
Total This Month

12 Month Shooting Trend

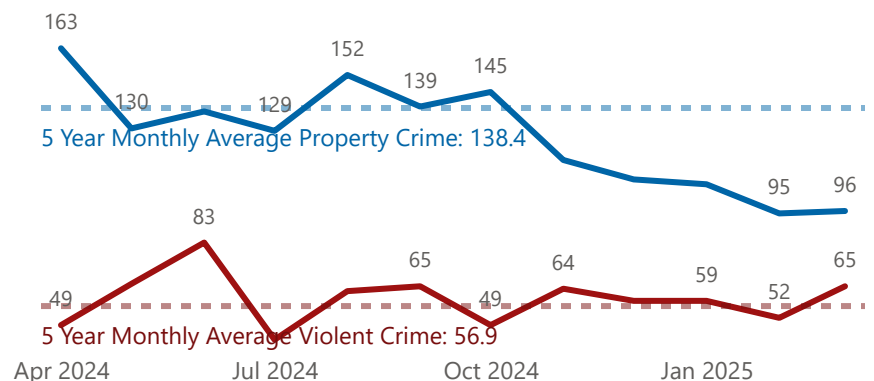


Violent Crime & Property Crime

Total Property Crime This Year **298**
Total Property Crime This Month **96**
Total Violent Crime This Year **176**
Total Violent Crime This Month **65**

12 Month Crime Trend

● Total Property Crime ● Total Violent Crime





The following figures refer to Ward 4, March 2025 data.



Calls for Service

*Citizen Generated

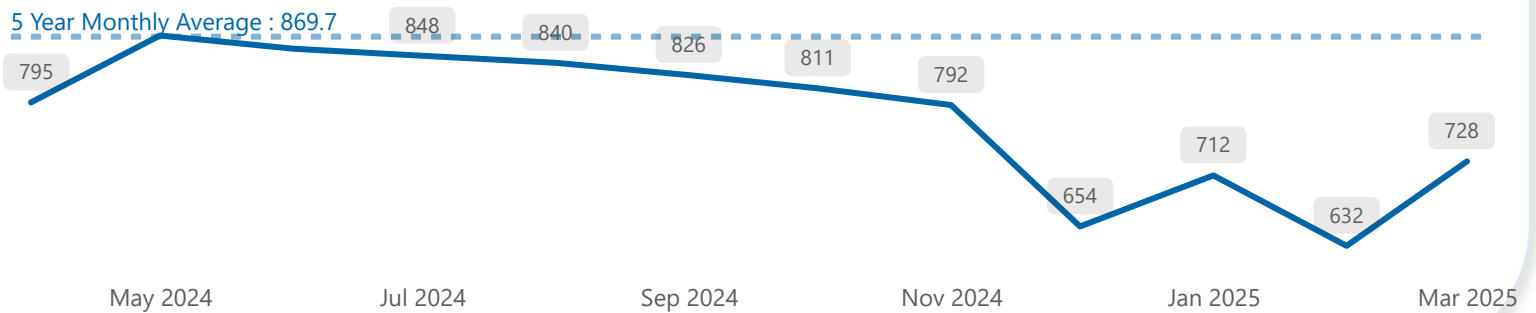
Total This Year **2,072**

Total This Month **728**

Top 3 Monthly Event Types



12 Month CFS Trend



Collisions

Total This Year **254**

Total This Month **74**

Monthly Collision Types



12 Month Collisions Trend

