



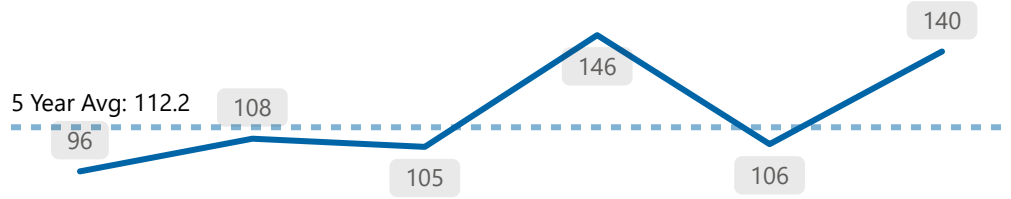
# 5 Year Trends

The following figures refer to data from 2018 - 2023. The total values refer to the total for 2023. The 5 Year average is calculated based on data from 2018 - 2022 (not including 2023).

## Violent Crime




Total  
**140**  
\*Ward 11



## Property Crime



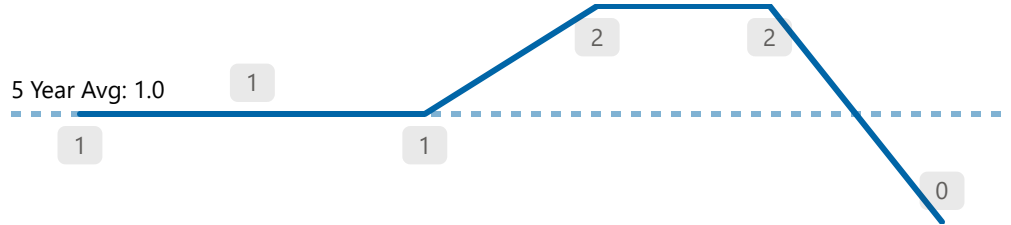
Total  
**437**  
\*Ward 11



## Shootings



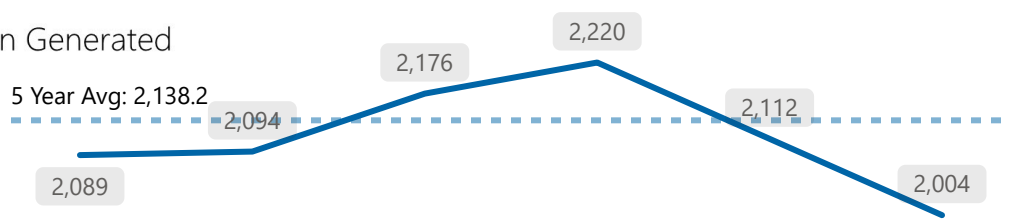
Total  
**0**  
\*Ward 11



## Calls for Service \*Citizen Generated




Total  
**2,004**  
\*Ward 11



## Collisions



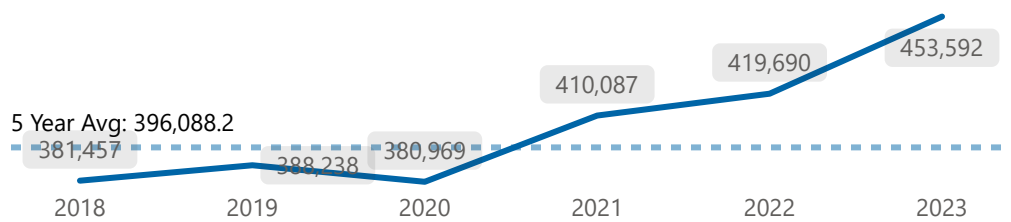
Total  
**103**  
\*Ward 11



## 911 Calls



Total  
**453,592**  
\*Service-Wide



Above 5 Year Average  
 Below 5 Year Average  
 Equivalent with 5 Year Average



The following figures refer to Ward 11, May 2024 data. Totals for This Year refer to 2024 YTD.



## Crime Indicators

Total This Year **144**  
 Total This Month **40**

Crime Indicator	Total This Year	Total This Month
Assault	27	11
Auto Theft	51	11
Break And Enter	16	7
Theft From Auto	34	5
Sexual Violation	9	3
Theft Over	6	2
Robbery	1	1



## Shootings

Total This Year  
 Total This Month

### 12 Month Shooting Trend

5 Year Monthly Average: 1.0

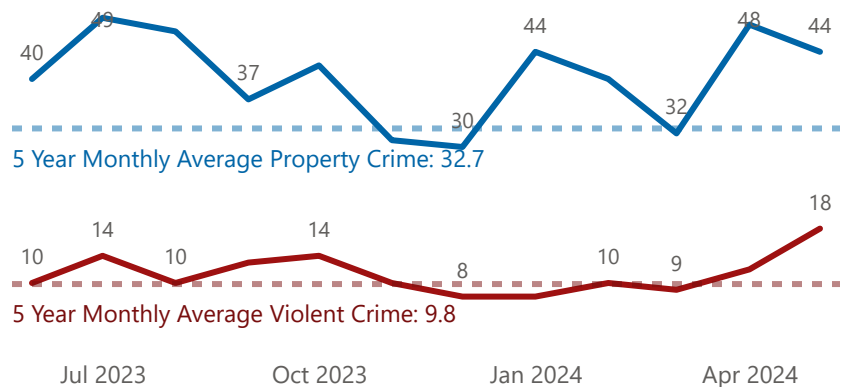


## Violent Crime & Property Crime

### 12 Month Crime Trend

● Total Property Crime ● Total Violent Crime

Total Property Crime This Year	<b>208</b>
Total Property Crime This Month	<b>44</b>
Total Violent Crime This Year	<b>57</b>
Total Violent Crime This Month	<b>18</b>



Above 5 Year Monthly Average  
 Below 5 Year Monthly Average  
 Equivalent with 5 Year Monthly Average




The following figures refer to Ward 11, May 2024 data.



## Calls for Service

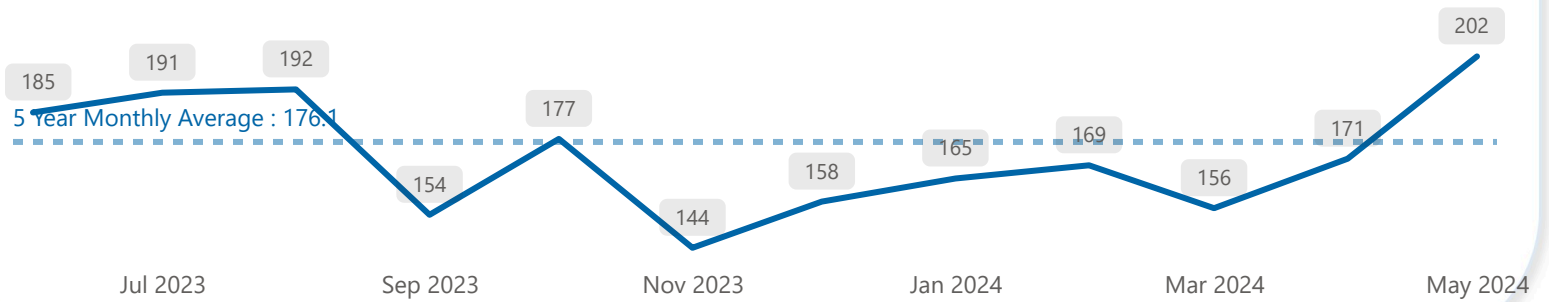
\*Citizen Generated

Total This Year **863**  
 Total This Month  **202**


## Top 3 Monthly Event Types



## 12 Month CFS Trend



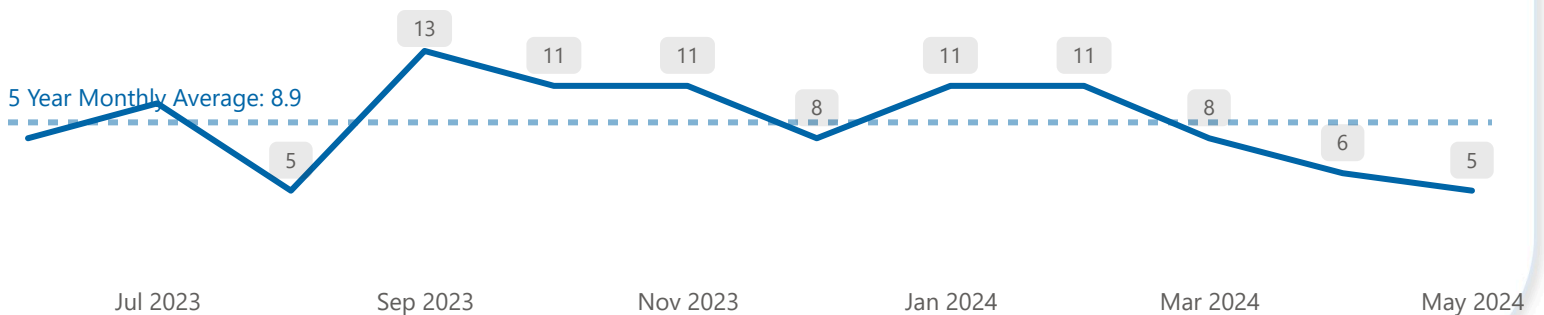
## Collisions

Total This Year **41**  
 Total This Month  **5**

## Monthly Collision Types



## 12 Month Collisions Trend



 Above 5 Year Monthly Average  
 Below 5 Year Monthly Average  
 Equivalent with 5 Year Monthly Average