



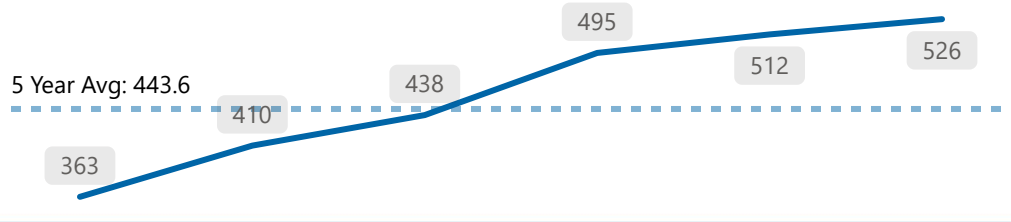
# 5 Year Trends

The following figures refer to data from 2018 - 2023. The total values refer to the total for 2023. The 5 Year average is calculated based on data from 2018 - 2022 (not including 2023).

## Violent Crime



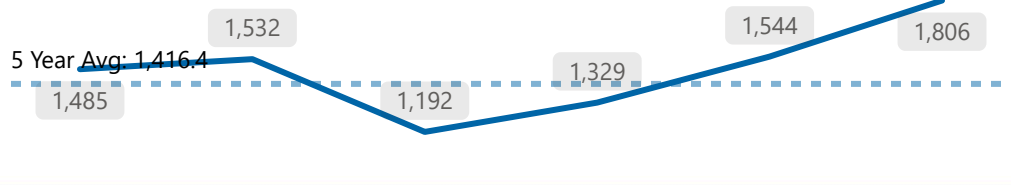
Total **526**  
\*Ward 5



## Property Crime



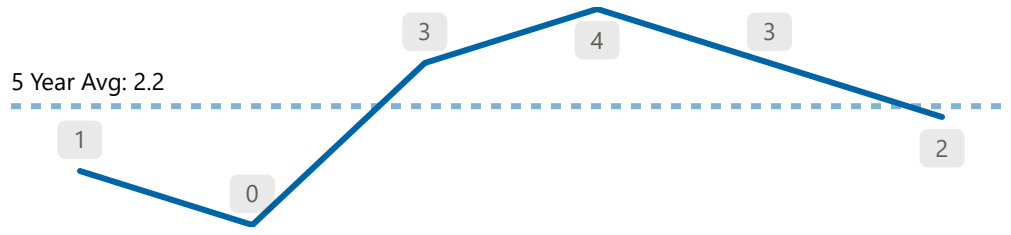
Total **1,806**  
\*Ward 5



## Shootings



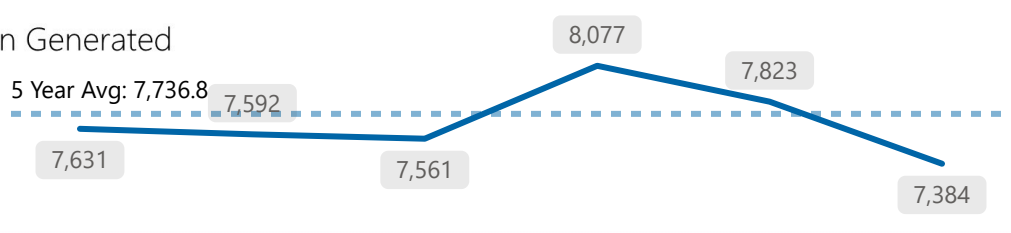
Total **2**  
\*Ward 5



## Calls for Service \*Citizen Generated



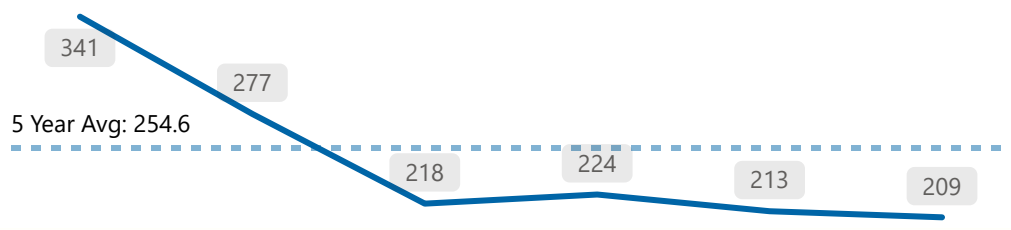
Total **7,384**  
\*Ward 5



## Collisions



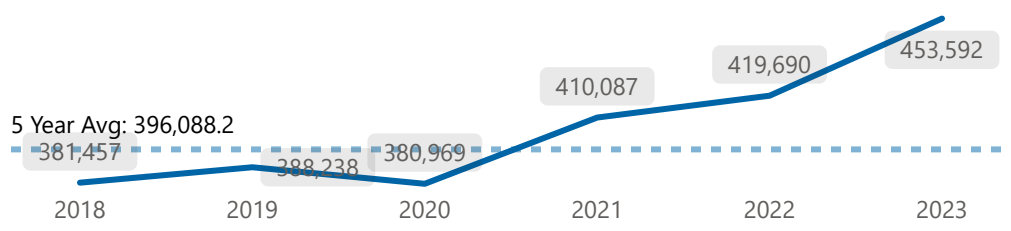
Total **209**  
\*Ward 5



## 911 Calls



Total **453,592**  
\*Service-Wide



Above 5 Year Average  
 Below 5 Year Average  
 Equivalent with 5 Year Average



The following figures refer to Ward 5, May 2024 data. Totals for This Year refer to 2024 YTD.



## Crime Indicators

Total This Year **362**  
 Total This Month **76**

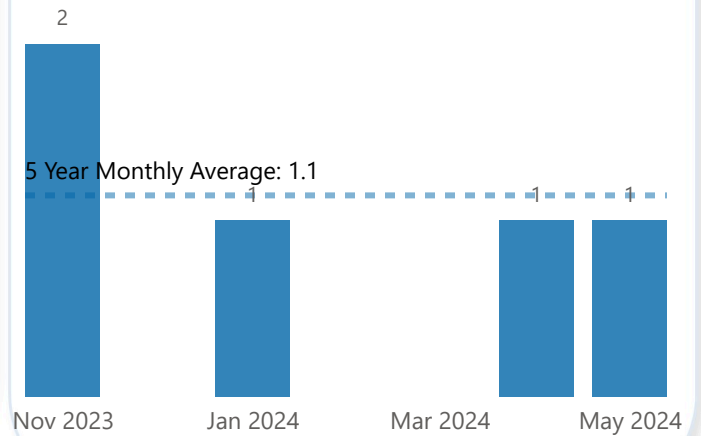
Crime Indicator	Total This Year	Total This Month
Assault	128	26
Break And Enter	56	17
Auto Theft	71	14
Sexual Violation	30	7
Theft From Auto	59	7
Robbery	10	4
Theft Over	8	1



## Shootings

Total This Year **3**  
 Total This Month **1**

### 12 Month Shooting Trend

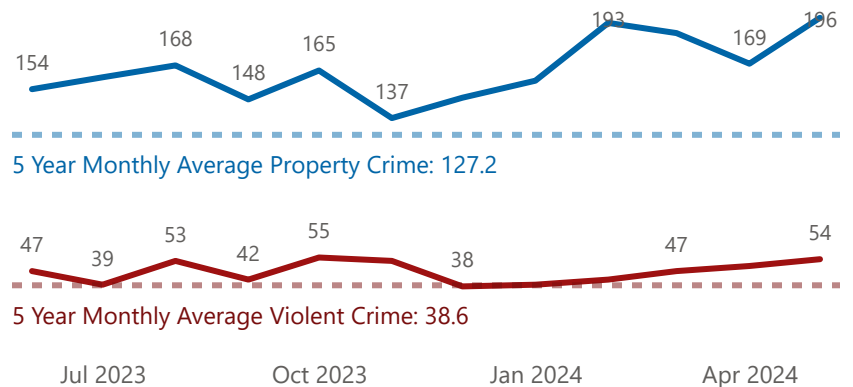


## Violent Crime & Property Crime

### 12 Month Crime Trend

● Total Property Crime ● Total Violent Crime

Total Property Crime This Year **904**  
 Total Property Crime This Month **196**  
 Total Violent Crime This Year **232**  
 Total Violent Crime This Month **54**



Above 5 Year Monthly Average  
 Below 5 Year Monthly Average  
 Equivalent with 5 Year Monthly Average



The following figures refer to Ward 5, May 2024 data.

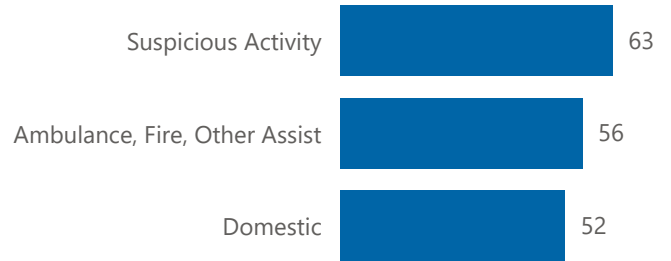


### Calls for Service

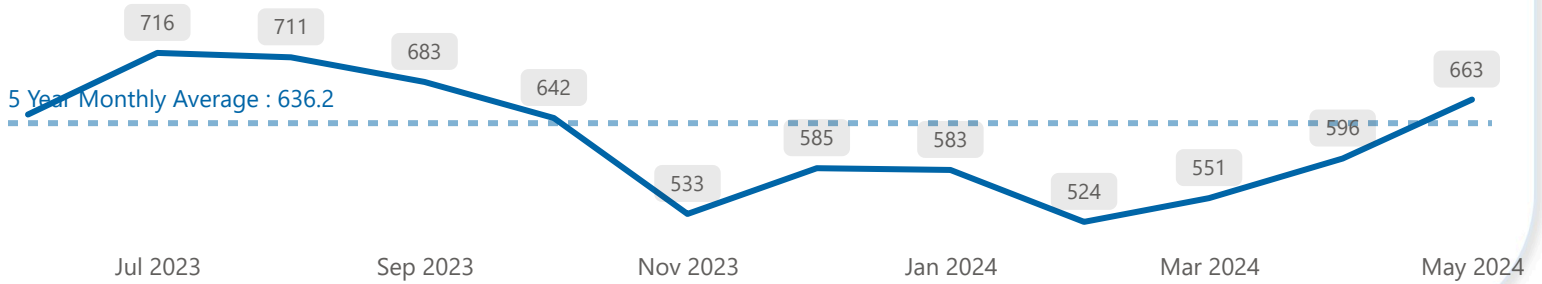
\*Citizen Generated

Total This Year **2,917**  
 Total This Month **▲ 663**

### Top 3 Monthly Event Types




### 12 Month CFS Trend



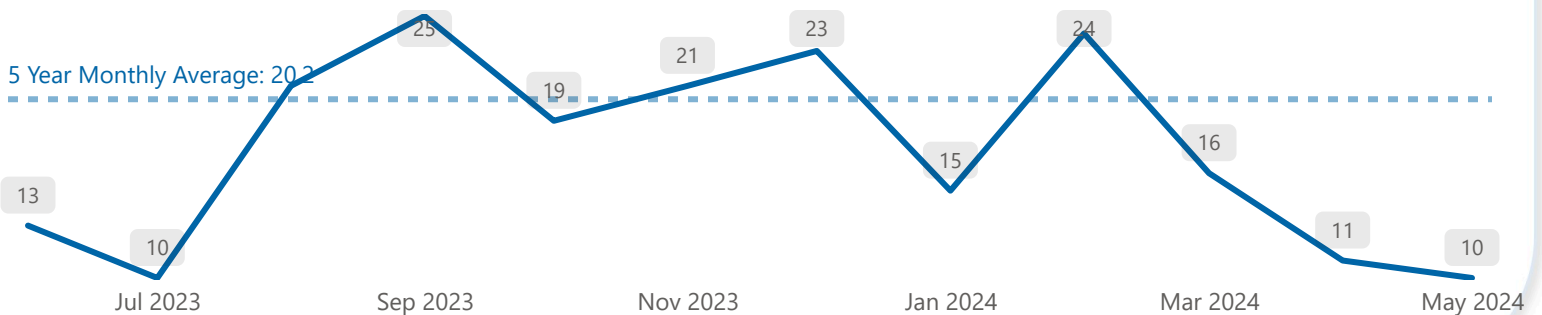
### Collisions

Total This Year **76**  
 Total This Month **▼ 10**

### Monthly Collision Types



### 12 Month Collisions Trend



▲ Above 5 Year Monthly Average  
 ▼ Below 5 Year Monthly Average  
 — Equivalent with 5 Year Monthly Average